



**Notre Dame at Virginia**

01/18/24 John Paul Jones Arena, Charlottesville  
Virginia vs No. 19 Notre Dame Women's Basketball

Game Time: 7:00 PM  
Game Duration: 2:09  
Attendance: 4,152

Officials: Angelica Suffren, Carla Fountain, Mark Berger

Notre Dame - 86

Record: 13-3 (4-2)

NO. Name	Min	FG			Rebounds			Fouls		TP	AS	TO	ST	Blocks		+/-
		M-A	M-A	M-A	OR	DR	TOT	PF	FD					BS	BA	
21 Maddy Westbeld	F 37:59	4-11	1-4	5-6	2	7	9	4	6	14	1	3	2	2	1	17
22 Kylee Watson	F 21:51	3-5	0-0	0-2	0	2	2	4	1	6	2	0	0	1	0	18
3 Hannah Hidalgo	G 37:33	6-14	0-2	11-14	0	5	5	4	12	23	9	3	6	0	2	18
11 Sonia Citron	G 37:33	7-14	2-6	12-12	1	3	4	0	11	28	3	4	3	1	2	7
13 Anna DeWolfe	G 26:01	2-7	0-2	2-4	0	0	0	3	2	6	1	1	0	0	1	-2
15 Natalija Marshall	07:42	1-1	0-0	1-2	1	0	1	3	1	3	0	2	0	0	0	-7
14 KK Bransford	27:17	2-4	0-0	2-4	1	2	3	1	2	6	0	1	2	1	1	1
10 Becky Obinma	04:05	0-0	0-0	0-0	0	1	1	2	0	0	0	1	0	0	0	-2
Team					5	5	10			0		0				
<b>Totals</b>		25-56	3-14	33-44	10	25	35	21	35	86	16	15	13	5	7	10

Technical Fouls::NONE

Shooting By Period		
1st FG%	7-17	41.2%
3PT%	1-4	25.0%
FT%	9-10	90%
2nd FG%	7-18	38.9%
3PT%	1-6	16.7%
FT%	0-0	0%
3rd FG%	7-13	53.8%
3PT%	1-3	33.3%
FT%	10-17	58.8%
4th FG%	4-8	50.0%
3PT%	0-1	0.0%
FT%	14-17	82.4%
GM FG%	25-56	44.6%
3PT%	3-14	21.4%
FT%	33-44	75.0%

Dead Ball Rebounds: 6, 1

Virginia - 76

Record: 8-9 (0-6)

NO. Name	Min	FG			Rebounds			Fouls		TP	AS	TO	ST	Blocks		+/-
		M-A	M-A	M-A	OR	DR	TOT	PF	FD					BS	BA	
20 Camryn Taylor	F 14:27	2-7	0-2	2-2	1	2	3	5	1	6	0	2	0	1	0	-4
34 London Clarkson	F 18:03	2-4	0-0	1-2	2	3	5	5	6	5	0	4	0	1	0	6
0 Olivia McGhee	G 29:19	5-10	2-4	2-2	0	2	2	4	3	14	1	1	2	0	1	2
21 Kymora Johnson	G 32:57	6-14	2-7	2-2	2	6	8	3	2	16	7	6	1	0	0	-13
23 Alexia Smith	G 07:42	0-0	0-0	0-0	0	1	1	2	0	0	1	0	0	0	0	-3
1 Paris Clark	27:22	6-11	2-3	2-2	0	7	7	4	3	16	4	4	3	1	1	-7
33 Sam Brunelle	15:09	0-2	0-2	0-0	0	0	0	1	0	0	0	1	0	0	0	-17
4 Jillian Brown	08:57	1-2	0-0	4-4	1	1	2	3	2	6	1	0	0	0	1	-5
12 Edessa Noyan	12:04	1-2	0-0	0-0	0	0	0	2	0	2	0	0	0	2	1	-11
41 Taylor Lauterbach	10:00	1-2	1-1	2-2	0	2	2	3	2	5	0	3	0	1	0	-1
5 Yonta Vaughn	07:03	1-3	0-1	2-2	0	0	0	1	2	4	3	0	0	0	0	3
32 Cady Pauley	06:40	0-2	0-2	0-0	0	0	0	0	0	0	0	0	0	0	0	-7
14 Kaydan Lawson	10:18	1-3	0-1	0-0	1	2	3	2	0	2	0	1	1	1	1	7
Team					4	0	4			0		1				
<b>Totals</b>		26-62	7-23	17-18	11	26	37	35	21	76	17	23	7	7	5	-10

Technical Fouls::NONE

Shooting By Period		
1st FG%	5-15	33.3%
3PT%	1-7	14.3%
FT%	5-6	83.3%
2nd FG%	6-12	50.0%
3PT%	1-2	50.0%
FT%	4-4	100%
3rd FG%	4-16	25.0%
3PT%	2-7	28.6%
FT%	4-4	100%
4th FG%	11-19	57.9%
3PT%	3-7	42.9%
FT%	4-4	100%
GM FG%	26-62	41.9%
3PT%	7-23	30.4%
FT%	17-18	94.4%

Dead Ball Rebounds: 0, 0

	UND	UVA
Biggest lead	20 (3 <sup>rd</sup> 2:50)	3 (1 <sup>st</sup> 4:44)
Best Scoring Run	9(3 <sup>rd</sup> 7:03)	6(4 <sup>th</sup> 4:19)
Lead Changes	2	
Times Tied	2	
Time with Lead	36:16	00:47

	UND	UVA
Points from		
Turnovers	26	11
Paint	42	36
Second Chance	9	11
Fast Breaks	26	12
Bench	9	35

Period by Period Scoring					
	1st	2nd	3rd	4th	TOT
UND	24	15	25	22	86
UVA	16	17	14	29	76



**Period 1**

**Quarter Starters:**

<b>UVA</b>	0 McGhee O	20 Taylor C	21 Johnson K	23 Smith A	34 Clarkson L
<b>UND</b>	3 Hidalgo H	11 Citron S	13 DeWolfe A	21 Westbeld M	22 Watson K

Game Time	UVA	Score	Diff	UND
10:00	20 TAYLOR C jumpball won			22 WATSON K jumpball lost
09:50	20 TAYLOR C 2pt FG outside the paint, jump shot missed			
09:49	21 JOHNSON K offensive rebound (1)			
09:49	21 JOHNSON K foul drawn (1)			13 DEWOLFE A foul personal (1 - 1)
09:32	21 JOHNSON K 3pt FG second chance, jump shot missed			
09:29				defensive rebound (1)
09:14		<b>0-3</b>	<b>-3</b>	11 CITRON S 3pt FG , jump shot made (3)
09:14				21 WESTBELD M assist (1)
09:06	20 TAYLOR C 3pt FG , jump shot missed			
09:03				21 WESTBELD M defensive rebound (1)
08:54				3 HIDALGO H 2pt FG outside the paint, pull up jump shot missed
08:50	21 JOHNSON K defensive rebound (2)			
08:45	0 MCGHEE O 2pt FG fast break in the paint, layup made (2)	<b>2-3</b>	<b>-1</b>	
08:45	21 JOHNSON K assist (1)			
08:21		<b>2-5</b>	<b>-3</b>	13 DEWOLFE A 2pt FG in the paint, driving layup made (2)
08:07	34 CLARKSON L foul drawn (1)			22 WATSON K foul personal (1 - 2)
08:01	21 JOHNSON K 2pt FG in the paint, driving layup made (2)	<b>4-5</b>	<b>-1</b>	
07:54	34 CLARKSON L foul shooting (1 - 1)			11 CITRON S foul drawn (1)
07:54				22 WATSON K substitution out
07:54				15 MARSHALL N substitution in
07:54		<b>4-6</b>	<b>-2</b>	11 CITRON S free throw fast break 1 - 2 made (4)
07:54		<b>4-7</b>	<b>-3</b>	11 CITRON S free throw fast break 2 - 2 made (5)
07:37	0 MCGHEE O 3pt FG , jump shot missed			
07:36	34 CLARKSON L offensive rebound (1)			
07:36	34 CLARKSON L foul drawn (2)			15 MARSHALL N foul shooting (1 - 3)
07:36	34 CLARKSON L free throw 1 - 2 made (1)	<b>5-7</b>	<b>-2</b>	
07:36	34 CLARKSON L free throw 2 - 2 missed			
07:34				21 WESTBELD M defensive rebound (2)
07:27				11 CITRON S 3pt FG , pull up jump shot missed
07:23	23 SMITH A defensive rebound (1)			
07:18	20 TAYLOR C 2pt FG in the paint, layup made (2)	<b>7-7</b>	<b>0</b>	
07:18	21 JOHNSON K assist (2)			
06:57		<b>7-9</b>	<b>-2</b>	15 MARSHALL N 2pt FG in the paint, layup made (2)
06:57				3 HIDALGO H assist (1)
06:34	21 JOHNSON K 2pt FG outside the paint, floating jump shot made (4)	<b>9-9</b>	<b>0</b>	
06:34	23 SMITH A assist (1)			
06:09	34 CLARKSON L foul drawn (3)			15 MARSHALL N foul offensive (2 - 4)
06:09				15 MARSHALL N turnover offensive (1)
06:09	0 MCGHEE O substitution out			
06:09	1 CLARK P substitution in			
06:09				13 DEWOLFE A substitution out
06:09				15 MARSHALL N substitution out



Official Basketball Play by Play - 1st Period

**Notre Dame at Virginia**

01/18/24 John Paul Jones Arena, Charlottesville  
Virginia vs No. 19 Notre Dame Women's Basketball

**Game Time:** 7:00 PM

**Game Duration:** 2:09

**Attendance:** 4,152

**Officials:** Angelica Suffren, Carla Fountain, Mark Berger

Game Time	UVA	Score	Diff	UND
06:09				14 BRANSFORD K substitution in
06:09				22 WATSON K substitution in
05:56	20 TAYLOR C turnover lost ball (1)			21 WESTBELD M steal (1)
05:49				14 BRANSFORD K 2pt FG from turnover in the paint, floating jump shot missed
05:48				offensive rebound (4)
05:42				11 CITRON S 2pt FG from turnover second chance outside the paint, pull up jump shot blocked
05:42	34 CLARKSON L block (1)			
05:36	1 CLARK P defensive rebound (1)			
05:24	1 CLARK P 3pt FG , jump shot missed			
05:24				defensive dead ball rebound (1)
05:24	34 CLARKSON L foul personal (2 - 2)			21 WESTBELD M foul drawn (1)
05:24	34 CLARKSON L substitution out			
05:24	33 BRUNELLE S substitution in			
05:03	23 SMITH A foul personal (1 - 3)			3 HIDALGO H foul drawn (1)
04:50				21 WESTBELD M 2pt FG outside the paint, jump shot blocked
04:50	20 TAYLOR C block (1)			
04:45	1 CLARK P defensive rebound (2)			
04:44	21 JOHNSON K 3pt FG fast break, jump shot made (7)	<b>12-9</b>	<b>3</b>	
04:44	1 CLARK P assist (1)			
04:23		<b>12-11</b>	<b>1</b>	3 HIDALGO H 2pt FG outside the paint, pull up jump shot made (2)
04:23				22 WATSON K assist (1)
04:06	33 BRUNELLE S 3pt FG , jump shot missed			
04:04				11 CITRON S defensive rebound (1)
04:04	23 SMITH A foul personal (2 - 4)			11 CITRON S foul drawn (2)
04:04	Timeout media			
04:04	20 TAYLOR C substitution out			
04:04	23 SMITH A substitution out			
04:04	4 BROWN J substitution in			
04:04	12 NOYAN E substitution in			
04:04				11 CITRON S substitution out
04:04				13 DEWOLFE A substitution in
03:57		<b>12-13</b>	<b>-1</b>	21 WESTBELD M 2pt FG in the paint, jump shot made (2)
03:57				3 HIDALGO H assist (2)
03:42	1 CLARK P turnover bad pass (1)			3 HIDALGO H steal (1)
03:37	4 BROWN J foul shooting (1 - 5)			21 WESTBELD M foul drawn (2)
03:37		<b>12-14</b>	<b>-2</b>	21 WESTBELD M free throw 1 - 2 made (3)
03:37		<b>12-15</b>	<b>-3</b>	21 WESTBELD M free throw 2 - 2 made (4)
03:28	21 JOHNSON K turnover bad pass (1)			3 HIDALGO H steal (2)
03:24		<b>12-17</b>	<b>-5</b>	3 HIDALGO H 2pt FG fast break from turnover in the paint, driving layup made (4)
03:09	4 BROWN J foul drawn (1)			14 BRANSFORD K foul personal (1 - 5)
03:09				14 BRANSFORD K substitution out
03:09				11 CITRON S substitution in
03:09	4 BROWN J free throw 1 - 2 made (1)	<b>13-17</b>	<b>-4</b>	
03:09	4 BROWN J free throw 2 - 2 made (2)	<b>14-17</b>	<b>-3</b>	
02:53				22 WATSON K 2pt FG in the paint, hook shot missed
02:50	21 JOHNSON K defensive rebound (3)			



Official Basketball Play by Play - 1st Period

**Notre Dame at Virginia**

01/18/24 John Paul Jones Arena, Charlottesville  
Virginia vs No. 19 Notre Dame Women's Basketball

**Game Time:** 7:00 PM  
**Game Duration:** 2:09  
**Attendance:** 4,152

**Officials:** Angelica Suffren, Carla Fountain, Mark Berger

Game Time	UVA	Score	Diff	UND
02:32	12 NOYAN E 2pt FG in the paint, layup blocked			
02:32				21 WESTBELD M block (1)
02:26				22 WATSON K defensive rebound (1)
02:19		<b>14-19</b>	<b>-5</b>	22 WATSON K 2pt FG in the paint, driving layup made (2)
02:19				3 HIDALGO H assist (3)
02:08	33 BRUNELLE S foul offensive (1 - 6)			11 CITRON S foul drawn (3)
02:08	33 BRUNELLE S turnover offensive (1)			
02:08	4 BROWN J substitution out			
02:08	33 BRUNELLE S substitution out			
02:08	0 MCGHEE O substitution in			
02:08	20 TAYLOR C substitution in			
02:08				3 HIDALGO H substitution out
02:08				14 BRANSFORD K substitution in
01:57				11 CITRON S 2pt FG from turnover in the paint, driving layup blocked
01:57	12 NOYAN E block (1)			
01:57				offensive rebound (7)
01:52				11 CITRON S 3pt FG from turnover second chance, jump shot missed
01:50	1 CLARK P defensive rebound (3)			
01:41	1 CLARK P foul drawn (1)			13 DEWOLFE A foul personal (2 - 6)
01:41				13 DEWOLFE A substitution out
01:41				3 HIDALGO H substitution in
01:41	1 CLARK P free throw 1 - 2 made (1)	<b>15-19</b>	<b>-4</b>	
01:41	1 CLARK P free throw 2 - 2 made (2)	<b>16-19</b>	<b>-3</b>	
01:35				3 HIDALGO H 2pt FG in the paint, driving layup blocked
01:35	12 NOYAN E block (2)			
01:35				21 WESTBELD M offensive rebound (3)
01:35	20 TAYLOR C foul shooting (1 - 7)			21 WESTBELD M foul drawn (3)
01:35		<b>16-20</b>	<b>-4</b>	21 WESTBELD M free throw fast break 1 - 2 made (5)
01:35		<b>16-21</b>	<b>-5</b>	21 WESTBELD M free throw fast break 2 - 2 made (6)
01:21	0 MCGHEE O 2pt FG in the paint, turnaround jump shot missed			
01:21	offensive rebound (9)			
01:17	21 JOHNSON K 3pt FG second chance, jump shot missed			
01:16				defensive rebound (9)
00:52	20 TAYLOR C foul shooting (2 - 8)			14 BRANSFORD K foul drawn (1)
00:52	20 TAYLOR C substitution out			
00:52	33 BRUNELLE S substitution in			
00:52		<b>16-22</b>	<b>-6</b>	14 BRANSFORD K free throw 1 - 2 made (1)
00:52				14 BRANSFORD K free throw 2 - 2 missed
00:51	1 CLARK P defensive rebound (4)			
00:28	21 JOHNSON K turnover lost ball (2)			14 BRANSFORD K steal (1)
00:22				3 HIDALGO H 3pt FG from turnover, jump shot missed
00:19				21 WESTBELD M offensive rebound (4)
00:09	12 NOYAN E foul personal (1 - 9)			3 HIDALGO H foul drawn (2)
00:09		<b>16-23</b>	<b>-7</b>	3 HIDALGO H free throw 1 - 2 made (5)
00:09		<b>16-24</b>	<b>-8</b>	3 HIDALGO H free throw 2 - 2 made (6)
00:00	21 JOHNSON K 2pt FG in the paint, driving layup missed			
00:00				defensive rebound (11)

END OF PERIOD





Official Basketball Play by Play - 1st Period  
**Notre Dame at Virginia**  
01/18/24 John Paul Jones Arena, Charlottesville  
Virginia vs No. 19 Notre Dame Women's Basketball

**Game Time:** 7:00 PM  
**Game Duration:** 2:09  
**Attendance:** 4,152

**Officials:** Angelica Suffren, Carla Fountain, Mark Berger

Game Time	UVA	Score	Diff	UND
UVA 16-24 UND				



**Notre Dame at Virginia**

01/18/24 John Paul Jones Arena, Charlottesville  
Virginia vs No. 19 Notre Dame Women's Basketball

Game Time: 7:00 PM  
Game Duration: 2:09  
Attendance: 4,152

Officials: Angelica Suffren, Carla Fountain, Mark Berger

**Notre Dame - 24**

NO.	Name	F/G	Min	FG	3P	FT	Rebounds			Fouls		TP	AS	TO	ST	Blocks		+/-
				M-A	M-A	M-A	OR	DR	TOT	PF	FD					BS	BA	
21	Maddy Westbeld	F	10:00	1-2	0-0	4-4	2	2	4	0	3	6	1	0	1	1	1	8
22	Kylee Watson	F	08:15	1-2	0-0	0-0	0	1	1	1	0	2	1	0	0	0	0	9
3	Hannah Hidalgo	G	09:33	2-5	0-1	2-2	0	0	0	0	2	6	3	0	2	0	1	8
11	Sonia Citron	G	09:05	1-5	1-3	2-2	0	1	1	0	3	5	0	0	0	0	2	2
13	Anna DeWolfe	G	06:14	1-1	0-0	0-0	0	0	0	2	0	2	0	0	0	0	0	6
15	Natalija Marshall		01:45	1-1	0-0	0-0	0	0	0	2	0	2	0	1	0	0	0	-1
14	KK Bransford		05:08	0-1	0-0	1-2	0	0	0	1	1	1	0	0	1	0	0	8
Team							2	3	5			0		0				
<b>Totals</b>				7-17	1-4	9-10	4	7	11	6	9	24	5	1	4	1	4	8

Shooting By Period		
1st FG%	7-17	41.2%
3PT%	1-4	25.0%
FT%	9-10	90%
GM FG%	7-17	41.2%
3PT%	1-4	25.0%
FT%	9-10	90.0%

Dead Ball Rebounds: 0, 1

Technical Fouls::NONE

**Virginia - 16**

NO.	Name	F/G	Min	FG	3P	FT	Rebounds			Fouls		TP	AS	TO	ST	Blocks		+/-
				M-A	M-A	M-A	OR	DR	TOT	PF	FD					BS	BA	
20	Camryn Taylor	F	07:11	1-3	0-1	0-0	0	0	0	2	0	2	0	1	0	1	0	1
34	London Clarkson	F	04:36	0-0	0-0	1-2	1	0	1	2	3	1	0	0	0	1	0	0
0	Olivia McGhee	G	05:59	1-3	0-1	0-0	0	0	0	0	0	2	0	0	0	0	0	-3
21	Kymora Johnson	G	10:00	3-6	1-3	0-0	1	2	3	0	1	7	2	2	0	0	0	-8
23	Alexia Smith	G	05:56	0-0	0-0	0-0	0	1	1	2	0	0	1	0	0	0	0	1
1	Paris Clark		06:09	0-1	0-1	2-2	0	4	4	0	1	2	1	1	0	0	0	-8
33	Sam Brunelle		04:09	0-1	0-1	0-0	0	0	0	1	0	0	0	1	0	0	0	-8
4	Jillian Brown		01:56	0-0	0-0	2-2	0	0	0	1	1	2	0	0	0	0	0	-6
12	Edessa Noyan		04:04	0-1	0-0	0-0	0	0	0	1	0	0	0	0	0	2	1	-9
Team							1	0	1			0		0				
<b>Totals</b>				5-15	1-7	5-6	3	7	10	9	6	16	4	5	0	4	1	-8

Shooting By Period		
1st FG%	5-15	33.3%
3PT%	1-7	14.3%
FT%	5-6	83.3%
GM FG%	5-15	33.3%
3PT%	1-7	14.3%
FT%	5-6	83.3%

Dead Ball Rebounds: 0, 0

Technical Fouls::NONE

	UND	UVA
Biggest lead	8 (1 <sup>st</sup> 0:09)	3 (1 <sup>st</sup> 4:44)
Best Scoring Run	8 (1 <sup>st</sup> 3:24)	5 (1 <sup>st</sup> 4:44)
Lead Changes	2	
Times Tied	2	
Time with Lead	06:16	00:47

Points from	UND	UVA
Turnovers	6	0
Paint	10	6
Second Chance	4	1
Fast Breaks	6	5
Bench	3	4

	Period by Period Scoring				
	1st	2nd	3rd	4th	TOT
UND	24	15	25	22	86
UVA	16	17	14	29	76



**Period 2**

**Quarter Starters:**

<b>UVA</b>	0 McGhee O	1 Clark P	21 Johnson K	33 Brunelle S	41 Lauterbach T
<b>UND</b>	3 Hidalgo H	11 Citron S	14 Bransford K	21 Westbeld M	22 Watson K

Game Time	UVA	Score	Diff	UND
10:00	12 NOYAN E substitution out			
10:00	41 LAUTERBACH T substitution in			
09:44				11 CITRON S 3pt FG , jump shot missed
09:41	41 LAUTERBACH T defensive rebound (1)			
09:24	0 MCGHEE O 2pt FG outside the paint, jump shot blocked			
09:24				22 WATSON K block (1)
09:19				11 CITRON S defensive rebound (2)
09:17				11 CITRON S 3pt FG , pull up jump shot missed
09:15				offensive rebound (13)
09:12				21 WESTBELD M 3pt FG second chance, jump shot missed
09:11	0 MCGHEE O defensive rebound (1)			
09:11	jump ball situation			
09:02	21 JOHNSON K 2pt FG in the paint, driving layup made (9)	<b>18-24</b>	<b>-6</b>	
08:51	1 CLARK P steal (1)			11 CITRON S turnover bad pass (1)
08:45	1 CLARK P turnover lost ball (2)			11 CITRON S steal (1)
08:40		<b>18-26</b>	<b>-8</b>	3 HIDALGO H 2pt FG fast break from turnover in the paint, driving layup made (8)
08:28	41 LAUTERBACH T foul drawn (1)			22 WATSON K foul shooting (2 - 1)
08:28	21 JOHNSON K substitution out			
08:28	5 VAUGHN Y substitution in			
08:28				22 WATSON K substitution out
08:28				10 OBINMA B substitution in
08:28	41 LAUTERBACH T free throw 1 - 2 made (1)	<b>19-26</b>	<b>-7</b>	
08:28	41 LAUTERBACH T free throw 2 - 2 made (2)	<b>20-26</b>	<b>-6</b>	
08:13				21 WESTBELD M 2pt FG in the paint, pull up jump shot missed
08:10	1 CLARK P defensive rebound (5)			
08:07	1 CLARK P 2pt FG in the paint, driving layup blocked			
08:07				11 CITRON S block (1)
08:03				10 OBINMA B defensive rebound (1)
08:00				3 HIDALGO H 2pt FG in the paint, driving layup missed
07:56	1 CLARK P defensive rebound (6)			
07:48	0 MCGHEE O 2pt FG in the paint, layup made (4)	<b>22-26</b>	<b>-4</b>	
07:48	5 VAUGHN Y assist (1)			
07:28		<b>22-28</b>	<b>-6</b>	14 BRANSFORD K 2pt FG in the paint, jump shot made (3)
07:28				3 HIDALGO H assist (4)
07:07	41 LAUTERBACH T 3pt FG , jump shot made (5)	<b>25-28</b>	<b>-3</b>	
07:07	0 MCGHEE O assist (1)			
06:56		<b>25-31</b>	<b>-6</b>	11 CITRON S 3pt FG fast break, jump shot made (8)
06:56				3 HIDALGO H assist (5)
06:38	41 LAUTERBACH T 2pt FG outside the paint, turnaround jump shot missed			
06:34				21 WESTBELD M defensive rebound (5)
06:20	0 MCGHEE O substitution out			
06:20	1 CLARK P substitution out			



**Officials:** Angelica Suffren, Carla Fountain, Mark Berger

Game Time	UVA	Score	Diff	UND
06:20	4 BROWN J substitution in			
06:20	32 PAULEY C substitution in			
06:20				14 BRANSFORD K substitution out
06:20				13 DEWOLFE A substitution in
06:11	41 LAUTERBACH T foul drawn (2)			10 OBINMA B foul offensive (1 - 2)
06:11				10 OBINMA B turnover offensive (1)
05:52	5 VAUGHN Y 2pt FG from turnover outside the paint, pull up jump shot missed			
05:47				21 WESTBELD M defensive rebound (6)
05:42		<b>25-33</b>	<b>-8</b>	11 CITRON S 2pt FG fast break in the paint, driving layup made (10)
05:42				13 DEWOLFE A assist (1)
05:23	5 VAUGHN Y foul drawn (1)			3 HIDALGO H foul personal (1 - 3)
05:05	33 BRUNELLE S 3pt FG , pull up jump shot missed			
05:00	4 BROWN J offensive rebound (1)			
04:59	4 BROWN J 2pt FG second chance in the paint, jump shot made (4)	<b>27-33</b>	<b>-6</b>	
04:40				13 DEWOLFE A 3pt FG , jump shot missed
04:37	4 BROWN J defensive rebound (2)			
04:23	5 VAUGHN Y foul drawn (2)			10 OBINMA B foul shooting (2 - 4)
04:23	Timeout media			
04:23				10 OBINMA B substitution out
04:23				14 BRANSFORD K substitution in
04:23	5 VAUGHN Y free throw 1 - 2 made (1)	<b>28-33</b>	<b>-5</b>	
04:23	5 VAUGHN Y free throw 2 - 2 made (2)	<b>29-33</b>	<b>-4</b>	
04:23	5 VAUGHN Y substitution out			
04:23	21 JOHNSON K substitution in			
04:00				3 HIDALGO H 2pt FG in the paint, driving layup blocked
04:00	41 LAUTERBACH T block (1)			
03:54	41 LAUTERBACH T defensive rebound (2)			
03:35	41 LAUTERBACH T foul offensive (1 - 1)			11 CITRON S foul drawn (4)
03:35	41 LAUTERBACH T turnover offensive (1)			
03:26				13 DEWOLFE A 2pt FG from turnover outside the paint, pull up jump shot missed
03:21				14 BRANSFORD K offensive rebound (1)
03:21		<b>29-35</b>	<b>-6</b>	14 BRANSFORD K 2pt FG from turnover second chance in the paint, layup made (5)
03:06	41 LAUTERBACH T foul offensive (2 - 2)			3 HIDALGO H foul drawn (3)
03:06	41 LAUTERBACH T turnover offensive (2)			
02:49				21 WESTBELD M 2pt FG from turnover outside the paint, jump shot missed
02:46	21 JOHNSON K defensive rebound (4)			
02:39	21 JOHNSON K turnover bad pass (3)			3 HIDALGO H steal (3)
02:32				11 CITRON S 2pt FG from turnover in the paint, driving layup missed
02:32				offensive rebound (18)
02:32	32 PAULEY C substitution out			
02:32	41 LAUTERBACH T substitution out			
02:32	0 MCGHEE O substitution in			
02:32	14 LAWSON K substitution in			
02:27		<b>29-37</b>	<b>-8</b>	21 WESTBELD M 2pt FG from turnover second chance in the paint, layup made (8)





Official Basketball Play by Play - 2nd Period  
**Notre Dame at Virginia**  
 01/18/24 John Paul Jones Arena, Charlottesville  
 Virginia vs No. 19 Notre Dame Women's Basketball

**Game Time:** 7:00 PM  
**Game Duration:** 2:09  
**Attendance:** 4,152

**Officials:** Angelica Suffren, Carla Fountain, Mark Berger

Game Time	UVA	Score	Diff	UND
02:27				3 HIDALGO H assist (6)
02:09	4 BROWN J 2pt FG in the paint, layup blocked			
02:09				14 BRANSFORD K block (1)
02:09				defensive rebound (19)
02:09	4 BROWN J substitution out			
02:09	1 CLARK P substitution in			
01:55		<b>29-39</b>	<b>-10</b>	21 WESTBELD M 2pt FG in the paint, hook shot made (10)
01:52	Timeout 30 Sec			
01:52	33 BRUNELLE S substitution out			
01:52	12 NOYAN E substitution in			
01:40	1 CLARK P 2pt FG in the paint, driving layup made (4)	<b>31-39</b>	<b>-8</b>	
01:16	14 LAWSON K steal (1)			3 HIDALGO H turnover bad pass (1)
00:56	14 LAWSON K turnover travel (1)			
00:47	0 MCGHEE O foul drawn (1)			21 WESTBELD M foul offensive (1 - 5)
00:47				21 WESTBELD M turnover offensive (1)
00:32	0 MCGHEE O 2pt FG from turnover in the paint, layup made (6)	<b>33-39</b>	<b>-6</b>	
00:32	1 CLARK P assist (2)			
00:06				21 WESTBELD M 3pt FG , jump shot missed
00:03	14 LAWSON K defensive rebound (1)			
<b>END OF PERIOD</b>				
<b>UVA 33-39 UND</b>				



**Officials:** Angelica Suffren, Carla Fountain, Mark Berger

**Notre Dame - 15**

NO.	Name	F	Min	FG			Rebounds			Fouls		TP	AS	TO	ST	Blocks		+/-
				M-A	3P	FT	OR	DR	TOT	PF	FD					BS	BA	
21	Maddy Westbeld	F	10:00	2-6	0-2	0-0	0	2	2	1	0	4	0	1	0	0	0	-2
22	Kylee Watson	F	01:32	0-0	0-0	0-0	0	0	0	1	0	0	0	0	0	1	0	0
3	Hannah Hidalgo	G	10:00	1-3	0-0	0-0	0	0	0	1	1	2	3	1	1	0	1	-2
11	Sonia Citron	G	10:00	2-5	1-3	0-0	0	1	1	0	1	5	0	1	1	1	0	-2
13	Anna DeWolfe	G	06:20	0-2	0-1	0-0	0	0	0	0	0	0	1	0	0	0	0	0
10	Becky Obinma		04:05	0-0	0-0	0-0	0	1	1	2	0	0	0	1	0	0	0	-2
14	KK Bransford		08:03	2-2	0-0	0-0	1	0	1	0	0	4	0	0	0	1	0	-2
Team							2	1	3			0		0				
<b>Totals</b>				7-18	1-6	0-0	3	5	8	5	2	15	4	4	2	3	1	-2

Shooting By Period		
2 <sup>nd</sup> FG%	7-18	38.9%
3PT%	1-6	16.7%
FT%	0-0	0%
GM FG%	7-18	38.9%
3PT%	1-6	16.7%
FT%	0-0	0.0%

Dead Ball Rebounds: 0, 0

Technical Fouls::NONE

**Virginia - 17**

NO.	Name	F	Min	FG			Rebounds			Fouls		TP	AS	TO	ST	Blocks		+/-
				M-A	3P	FT	OR	DR	TOT	PF	FD					BS	BA	
20	Camryn Taylor	F	00:00	0-0	0-0	0-0	0	0	0	0	0	0	0	0	0	0	0	0
34	London Clarkson	F	00:00	0-0	0-0	0-0	0	0	0	0	0	0	0	0	0	0	0	0
0	Olivia McGhee	G	06:12	2-3	0-0	0-0	0	1	1	0	1	4	1	0	0	0	1	2
21	Kymora Johnson	G	05:55	1-1	0-0	0-0	0	1	1	0	0	2	0	1	0	0	0	-2
23	Alexia Smith	G	00:00	0-0	0-0	0-0	0	0	0	0	0	0	0	0	0	0	0	0
33	Sam Brunelle		08:08	0-1	0-1	0-0	0	0	0	0	0	0	0	0	0	0	0	-2
41	Taylor Lauterbach		07:28	1-2	1-1	2-2	0	2	2	2	2	5	0	2	0	1	0	2
5	Yonta Vaughn		04:05	0-1	0-0	2-2	0	0	0	0	2	2	1	0	0	0	0	4
4	Jillian Brown		04:11	1-2	0-0	0-0	1	1	2	0	0	2	0	0	0	0	1	-2
32	Cady Pauley		03:48	0-0	0-0	0-0	0	0	0	0	0	0	0	0	0	0	0	0
14	Kaydan Lawson		02:32	0-0	0-0	0-0	0	1	1	0	0	0	0	1	1	0	0	0
1	Paris Clark		05:49	1-2	0-0	0-0	0	2	2	0	0	2	1	1	1	0	1	4
12	Edessa Noyan		01:52	0-0	0-0	0-0	0	0	0	0	0	0	0	0	0	0	0	4
Team							0	0	0			0		0				
<b>Totals</b>				6-12	1-2	4-4	1	8	9	2	5	17	3	5	2	1	3	2

Shooting By Period		
2 <sup>nd</sup> FG%	6-12	50.0%
3PT%	1-2	50.0%
FT%	4-4	100%
GM FG%	6-12	50.0%
3PT%	1-2	50.0%
FT%	4-4	100.0%

Dead Ball Rebounds: 0, 0

Technical Fouls::NONE

	UND	UVA
<b>Biggest lead</b>	10 (2 <sup>nd</sup> 1:55)	0 (1 <sup>st</sup> 10:00)
<b>Best Scoring Run</b>	6(2 <sup>nd</sup> 1:55)	4(2 <sup>nd</sup> 7:48)
<b>Lead Changes</b>	0	
<b>Times Tied</b>	0	
<b>Time with Lead</b>	09:44	00:00

Points from	UND	UVA
<b>Turnovers</b>	6	2
<b>Paint</b>	12	10
<b>Second Chance</b>	4	2
<b>Fast Breaks</b>	7	0
<b>Bench</b>	4	11

	Period by Period Scoring				
	1st	2nd	3rd	4th	TOT
<b>UND</b>	24	15	25	22	86
<b>UVA</b>	16	17	14	29	76



Officials: Angelica Suffren, Carla Fountain, Mark Berger

Notre Dame - 39

NO.	Name	F	Min	FG	3P	FT	Rebounds			Fouls		TP	AS	TO	ST	Blocks		+/-
				M-A	M-A	M-A	OR	DR	TOT	PF	FD					BS	BA	
21	Maddy Westbeld	F	20:00	3-8	0-2	4-4	2	4	6	1	3	10	1	1	1	1	1	6
22	Kylee Watson	F	09:47	1-2	0-0	0-0	0	1	1	2	0	2	1	0	0	1	0	9
3	Hannah Hidalgo	G	19:33	3-8	0-1	2-2	0	0	0	1	3	8	6	1	3	0	2	6
11	Sonia Citron	G	19:05	3-10	2-6	2-2	0	2	2	0	4	10	0	1	1	1	2	0
13	Anna DeWolfe	G	12:34	1-3	0-1	0-0	0	0	0	2	0	2	1	0	0	0	0	6
15	Natalija Marshall		01:45	1-1	0-0	0-0	0	0	0	2	0	2	0	1	0	0	0	-1
14	KK Bransford		13:11	2-3	0-0	1-2	1	0	1	1	1	5	0	0	1	1	0	6
10	Becky Obinma		04:05	0-0	0-0	0-0	0	1	1	2	0	0	0	1	0	0	0	-2
Team							4	4	8			0		0				
<b>Totals</b>				14-35	2-10	9-10	7	12	19	11	11	39	9	5	6	4	5	6

Shooting By Period		
1 <sup>st</sup> FG%	7-17	41.2%
3PT%	1-4	25.0%
FT%	9-10	90%
2 <sup>nd</sup> FG%	7-18	38.9%
3PT%	1-6	16.7%
FT%	0-0	0%
GM FG%	14-35	40.0%
3PT%	2-10	20.0%
FT%	9-10	90.0%

Dead Ball Rebounds: 0, 1

Technical Fouls::NONE

Virginia - 33

NO.	Name	F	Min	FG	3P	FT	Rebounds			Fouls		TP	AS	TO	ST	Blocks		+/-
				M-A	M-A	M-A	OR	DR	TOT	PF	FD					BS	BA	
20	Camryn Taylor	F	07:11	1-3	0-1	0-0	0	0	0	2	0	2	0	1	0	1	0	1
34	London Clarkson	F	04:36	0-0	0-0	1-2	1	0	1	2	3	1	0	0	0	1	0	0
0	Olivia McGhee	G	12:11	3-6	0-1	0-0	0	1	1	0	1	6	1	0	0	0	1	-1
21	Kymora Johnson	G	15:55	4-7	1-3	0-0	1	3	4	0	1	9	2	3	0	0	0	-10
23	Alexia Smith	G	05:56	0-0	0-0	0-0	0	1	1	2	0	0	1	0	0	0	0	1
1	Paris Clark		11:58	1-3	0-1	2-2	0	6	6	0	1	4	2	2	1	0	1	-4
33	Sam Brunelle		12:17	0-2	0-2	0-0	0	0	0	1	0	0	0	1	0	0	0	-10
4	Jillian Brown		06:07	1-2	0-0	2-2	1	1	2	1	1	4	0	0	0	0	1	-8
12	Edessa Noyan		05:56	0-1	0-0	0-0	0	0	0	1	0	0	0	0	0	2	1	-5
41	Taylor Lauterbach		07:28	1-2	1-1	2-2	0	2	2	2	2	5	0	2	0	1	0	2
5	Yonta Vaughn		04:05	0-1	0-0	2-2	0	0	0	0	2	2	1	0	0	0	0	4
32	Cady Pauley		03:48	0-0	0-0	0-0	0	0	0	0	0	0	0	0	0	0	0	0
14	Kaydan Lawson		02:32	0-0	0-0	0-0	0	1	1	0	0	0	0	1	1	0	0	0
Team							1	0	1			0		0				
<b>Totals</b>				11-27	2-9	9-10	4	15	19	11	11	33	7	10	2	5	4	-6

Shooting By Period		
1 <sup>st</sup> FG%	5-15	33.3%
3PT%	1-7	14.3%
FT%	5-6	83.3%
2 <sup>nd</sup> FG%	6-12	50.0%
3PT%	1-2	50.0%
FT%	4-4	100%
GM FG%	11-27	40.7%
3PT%	2-9	22.2%
FT%	9-10	90.0%

Dead Ball Rebounds: 0, 0

Technical Fouls::NONE

	UND	UVA
Biggest lead	10 (2 <sup>nd</sup> 1:55)	3 (1 <sup>st</sup> 4:44)
Best Scoring Run	8 (1 <sup>st</sup> 3:24)	5 (1 <sup>st</sup> 4:44)
Lead Changes	2	
Times Tied	2	
Time with Lead	16:16	00:47

Points from	UND	UVA
Turnovers	12	2
Paint	22	16
Second Chance	8	3
Fast Breaks	13	5
Bench	7	15

	Period by Period Scoring				
	1st	2nd	3rd	4th	TOT
UND	24	15	25	22	86
UVA	16	17	14	29	76



**Period 3**

**Quarter Starters:**

<b>UVA</b>	0 McGhee O	20 Taylor C	21 Johnson K	23 Smith A	34 Clarkson L
<b>UND</b>	3 Hidalgo H	11 Citron S	13 DeWolfe A	21 Westbeld M	22 Watson K

Game Time	UVA	Score	Diff	UND
10:00	1 CLARK P substitution out			
10:00	12 NOYAN E substitution out			
10:00	14 LAWSON K substitution out			
10:00	20 TAYLOR C substitution in			
10:00	23 SMITH A substitution in			
10:00	34 CLARKSON L substitution in			
10:00				14 BRANSFORD K substitution out
10:00				22 WATSON K substitution in
09:39				21 WESTBELD M 2pt FG in the paint, layup missed
09:35	20 TAYLOR C defensive rebound (1)			
09:31	21 JOHNSON K 2pt FG in the paint, pull up jump shot missed			
09:30				defensive rebound (20)
09:20		<b>33-41</b>	<b>-8</b>	22 WATSON K 2pt FG in the paint, layup made (4)
09:20				11 CITRON S assist (1)
09:05	20 TAYLOR C 2pt FG outside the paint, jump shot missed			
09:02				3 HIDALGO H defensive rebound (1)
08:44	20 TAYLOR C foul shooting (3 - 1)			22 WATSON K foul drawn (1)
08:44				22 WATSON K free throw 1 - 2 missed
08:44				offensive dead ball rebound (2)
08:44				22 WATSON K free throw 2 - 2 missed
08:42	34 CLARKSON L defensive rebound (2)			
08:22	21 JOHNSON K turnover bad pass (4)			11 CITRON S steal (2)
08:18		<b>33-43</b>	<b>-10</b>	13 DEWOLFE A 2pt FG fast break from turnover in the paint, driving layup made (4)
08:18				11 CITRON S assist (2)
08:18	Timeout 30 Sec			
08:18				Timeout media
08:14	20 TAYLOR C substitution out			
08:14	23 SMITH A substitution out			
08:14	1 CLARK P substitution in			
08:14	41 LAUTERBACH T substitution in			
08:02	1 CLARK P turnover lost ball (3)			3 HIDALGO H steal (4)
07:57		<b>33-45</b>	<b>-12</b>	3 HIDALGO H 2pt FG fast break from turnover in the paint, driving layup made (10)
07:57				11 CITRON S assist (3)
07:40	34 CLARKSON L turnover bad pass (1)			21 WESTBELD M steal (2)
07:35				3 HIDALGO H 2pt FG from turnover in the paint, driving layup missed
07:31	34 CLARKSON L defensive rebound (3)			
07:14	41 LAUTERBACH T foul offensive (3 - 2)			13 DEWOLFE A foul drawn (1)
07:14	41 LAUTERBACH T turnover offensive (3)			
07:14	21 JOHNSON K substitution out			
07:14	5 VAUGHN Y substitution in			
07:03		<b>33-48</b>	<b>-15</b>	21 WESTBELD M 3pt FG from turnover, jump shot made (13)



**Notre Dame at Virginia**

01/18/24 John Paul Jones Arena, Charlottesville  
Virginia vs No. 19 Notre Dame Women's Basketball

**Game Time:** 7:00 PM  
**Game Duration:** 2:09  
**Attendance:** 4,152

**Officials:** Angelica Suffren, Carla Fountain, Mark Berger

Game Time	UVA	Score	Diff	UND
07:03				22 WATSON K assist (2)
06:37	1 CLARK P 2pt FG outside the paint, pull up jump shot missed			
06:33				22 WATSON K defensive rebound (2)
06:26				13 DEWOLFE A 2pt FG outside the paint, jump shot missed
06:23	1 CLARK P defensive rebound (7)			
06:16	1 CLARK P 2pt FG fast break in the paint, jump shot made (6)	<b>35-48</b>	<b>-13</b>	
06:16	5 VAUGHN Y assist (2)			
06:11	34 CLARKSON L foul drawn (4)			3 HIDALGO H foul offensive (2 - 1)
06:11				3 HIDALGO H turnover offensive (2)
06:11				13 DEWOLFE A substitution out
06:11				14 BRANSFORD K substitution in
05:49	5 VAUGHN Y 3pt FG from turnover, jump shot missed			
05:45	34 CLARKSON L offensive rebound (4)			
05:45	34 CLARKSON L 2pt FG from turnover second chance in the paint, layup missed			
05:44				14 BRANSFORD K defensive rebound (2)
05:42	1 CLARK P foul shooting (1 - 3)			11 CITRON S foul drawn (5)
05:42	0 MCGHEE O substitution out			
05:42	34 CLARKSON L substitution out			
05:42	41 LAUTERBACH T substitution out			
05:42	20 TAYLOR C substitution in			
05:42	32 PAULEY C substitution in			
05:42	33 BRUNELLE S substitution in			
05:42		<b>35-49</b>	<b>-14</b>	11 CITRON S free throw fast break 1 - 2 made (11)
05:42		<b>35-50</b>	<b>-15</b>	11 CITRON S free throw fast break 2 - 2 made (12)
05:13	1 CLARK P 3pt FG , jump shot made (9)	<b>38-50</b>	<b>-12</b>	
05:13	5 VAUGHN Y assist (3)			
04:56		<b>38-52</b>	<b>-14</b>	3 HIDALGO H 2pt FG in the paint, driving layup made (12)
04:56	5 VAUGHN Y foul shooting (1 - 4)			3 HIDALGO H foul drawn (4)
04:56				Timeout media
04:56		<b>38-53</b>	<b>-15</b>	3 HIDALGO H free throw 1 - 1 made (13)
04:32	20 TAYLOR C 3pt FG , jump shot missed			
04:28				14 BRANSFORD K defensive rebound (3)
04:25	1 CLARK P foul personal (2 - 5)			14 BRANSFORD K foul drawn (2)
04:25	5 VAUGHN Y substitution out			
04:25	21 JOHNSON K substitution in			
04:25		<b>38-54</b>	<b>-16</b>	14 BRANSFORD K free throw 1 - 2 made (6)
04:25				14 BRANSFORD K free throw 2 - 2 missed
04:23	21 JOHNSON K defensive rebound (5)			
04:11	32 PAULEY C 3pt FG , jump shot missed			
04:07				3 HIDALGO H defensive rebound (2)
04:04		<b>38-56</b>	<b>-18</b>	11 CITRON S 2pt FG fast break in the paint, driving layup made (14)
04:04				3 HIDALGO H assist (7)
03:49	20 TAYLOR C 2pt FG in the paint, layup missed			
03:45				21 WESTBELD M defensive rebound (7)
03:40				21 WESTBELD M 3pt FG , jump shot missed
03:36	20 TAYLOR C defensive rebound (2)			
03:32	32 PAULEY C 3pt FG , jump shot missed			
03:29				11 CITRON S defensive rebound (3)



**Notre Dame at Virginia**

01/18/24 John Paul Jones Arena, Charlottesville  
Virginia vs No. 19 Notre Dame Women's Basketball

**Game Time:** 7:00 PM  
**Game Duration:** 2:09  
**Attendance:** 4,152

**Officials:** Angelica Suffren, Carla Fountain, Mark Berger

Game Time	UVA	Score	Diff	UND
03:18				3 HIDALGO H 3pt FG , jump shot missed
03:15	21 JOHNSON K defensive rebound (6)			
03:04	1 CLARK P 2pt FG in the paint, driving layup missed			
03:01				3 HIDALGO H defensive rebound (3)
02:50		<b>38-58</b>	<b>-20</b>	22 WATSON K 2pt FG in the paint, layup made (6)
02:50				3 HIDALGO H assist (8)
02:50	Timeout 30 Sec			
02:50	1 CLARK P substitution out			
02:50	32 PAULEY C substitution out			
02:50	33 BRUNELLE S substitution out			
02:50	0 MCGHEE O substitution in			
02:50	4 BROWN J substitution in			
02:50	34 CLARKSON L substitution in			
02:50				14 BRANSFORD K substitution out
02:50				22 WATSON K substitution out
02:50				13 DEWOLFE A substitution in
02:50				15 MARSHALL N substitution in
02:36	20 TAYLOR C 2pt FG in the paint, turnaround jump shot made (4)	<b>40-58</b>	<b>-18</b>	
02:36	4 BROWN J assist (1)			
02:29	4 BROWN J foul personal (2 - 6)			3 HIDALGO H foul drawn (5)
02:29		<b>40-59</b>	<b>-19</b>	3 HIDALGO H free throw 1 - 2 made (14)
02:29		<b>40-60</b>	<b>-20</b>	3 HIDALGO H free throw 2 - 2 made (15)
02:29				3 HIDALGO H substitution out
02:29				14 BRANSFORD K substitution in
02:16	21 JOHNSON K 3pt FG , jump shot missed			
02:14	offensive rebound (28)			
02:10	20 TAYLOR C turnover bad pass (2)			11 CITRON S steal (3)
02:07				11 CITRON S turnover bad pass (2)
01:53	4 BROWN J foul drawn (2)			21 WESTBELD M foul shooting (2 - 2)
01:53				21 WESTBELD M substitution out
01:53				22 WATSON K substitution in
01:53	4 BROWN J free throw 1 - 2 made (5)	<b>41-60</b>	<b>-19</b>	
01:53	4 BROWN J free throw 2 - 2 made (6)	<b>42-60</b>	<b>-18</b>	
01:49	4 BROWN J foul personal (3 - 7)			13 DEWOLFE A foul drawn (2)
01:49				13 DEWOLFE A free throw fast break 1 - 2 missed
01:49				offensive dead ball rebound (3)
01:49		<b>42-61</b>	<b>-19</b>	13 DEWOLFE A free throw fast break 2 - 2 made (5)
01:42	0 MCGHEE O 2pt FG in the paint, driving layup missed			
01:41	20 TAYLOR C offensive rebound (3)			
01:41	20 TAYLOR C foul drawn (1)			22 WATSON K foul shooting (3 - 3)
01:41	20 TAYLOR C free throw 1 - 2 made (5)	<b>43-61</b>	<b>-18</b>	
01:41	20 TAYLOR C free throw 2 - 2 made (6)	<b>44-61</b>	<b>-17</b>	
01:41				22 WATSON K substitution out
01:41				21 WESTBELD M substitution in
01:31				13 DEWOLFE A 2pt FG in the paint, pull up jump shot missed
01:27	21 JOHNSON K defensive rebound (7)			
01:25	0 MCGHEE O 3pt FG fast break, pull up jump shot made (9)	<b>47-61</b>	<b>-14</b>	
01:25	21 JOHNSON K assist (3)			



Official Basketball Play by Play - 3rd Period  
**Notre Dame at Virginia**  
 01/18/24 John Paul Jones Arena, Charlottesville  
 Virginia vs No. 19 Notre Dame Women's Basketball

**Game Time:** 7:00 PM  
**Game Duration:** 2:09  
**Attendance:** 4,152

**Officials:** Angelica Suffren, Carla Fountain, Mark Berger

Game Time	UVA	Score	Diff	UND
00:58				15 MARSHALL N turnover travel (2)
00:58				13 DEWOLFE A substitution out
00:58				3 HIDALGO H substitution in
00:47	21 JOHNSON K turnover lost ball (5)			3 HIDALGO H steal (5)
00:30	21 JOHNSON K foul personal (1 - 8)			3 HIDALGO H foul drawn (6)
00:30				3 HIDALGO H free throw 1 - 2 missed
00:30				offensive dead ball rebound (4)
00:30				3 HIDALGO H free throw 2 - 2 missed
00:29				15 MARSHALL N offensive rebound (1)
00:29	20 TAYLOR C foul personal (4 - 9)			15 MARSHALL N foul drawn (1)
00:29	20 TAYLOR C substitution out			
00:29	12 NOYAN E substitution in			
00:29				15 MARSHALL N free throw 1 - 2 missed
00:29				offensive dead ball rebound (5)
00:29		<b>47-62</b>	<b>-15</b>	15 MARSHALL N free throw 2 - 2 made (3)
00:22	34 CLARKSON L foul drawn (5)			3 HIDALGO H foul personal (3 - 4)
00:04	0 MCGHEE O turnover bad pass (1)			3 HIDALGO H steal (6)
00:02	0 MCGHEE O foul shooting (1 - 10)			11 CITRON S foul drawn (6)
00:02		<b>47-63</b>	<b>-16</b>	11 CITRON S free throw fast break 1 - 2 made (15)
00:02		<b>47-64</b>	<b>-17</b>	11 CITRON S free throw fast break 2 - 2 made (16)
00:00	34 CLARKSON L foul offensive (3 - 11)			3 HIDALGO H foul drawn (7)
00:00	34 CLARKSON L turnover offensive (2)			
<b>END OF PERIOD</b>				
<b>UVA 47-64 UND</b>				



**Notre Dame at Virginia**

01/18/24 John Paul Jones Arena, Charlottesville  
Virginia vs No. 19 Notre Dame Women's Basketball

Game Time: 7:00 PM  
Game Duration: 2:09  
Attendance: 4,152

Officials: Angelica Suffren, Carla Fountain, Mark Berger

**Notre Dame - 25**

NO.	Name	F/G	Min	FG			Rebounds			Fouls		TP	AS	TO	ST	Blocks		+/-
				M-A	M-A	M-A	OR	DR	TOT	PF	FD					BS	BA	
21	Maddy Westbeld	F	09:48	1-3	1-2	0-0	0	1	1	1	0	3	0	0	1	0	0	14
22	Kylee Watson	F	07:22	2-2	0-0	0-2	0	1	1	1	1	4	1	0	0	0	0	11
3	Hannah Hidalgo	G	08:30	2-4	0-1	3-5	0	3	3	2	4	7	2	1	3	0	0	17
11	Sonia Citron	G	10:00	1-1	0-0	4-4	0	1	1	0	2	6	3	1	2	0	0	11
13	Anna DeWolfe	G	05:40	1-3	0-0	1-2	0	0	0	0	2	3	0	0	0	0	0	1
14	KK Bransford		05:50	0-0	0-0	1-2	0	2	2	0	1	1	0	0	0	0	0	4
15	Natalija Marshall		02:50	0-0	0-0	1-2	1	0	1	0	1	1	0	1	0	0	0	-3
Team							0	1	1			0		0				
<b>Totals</b>				7-13	1-3	10-17	1	9	10	4	11	25	6	3	6	0	0	11

Shooting By Period		
3 <sup>rd</sup> FG%	7-13	53.8%
3PT%	1-3	33.3%
FT%	10-17	58.8%
GM FG%	7-13	53.8%
3PT%	1-3	33.3%
FT%	10-17	58.8%

Dead Ball Rebounds: 4, 0

Technical Fouls::NONE

**Virginia - 14**

NO.	Name	F/G	Min	FG			Rebounds			Fouls		TP	AS	TO	ST	Blocks		+/-
				M-A	M-A	M-A	OR	DR	TOT	PF	FD					BS	BA	
20	Camryn Taylor	F	06:59	1-4	0-1	2-2	1	2	3	2	1	4	0	1	0	0	0	-5
34	London Clarkson	F	07:08	0-1	0-0	0-0	1	2	3	1	2	0	0	2	0	0	0	-4
0	Olivia McGhee	G	07:08	1-2	1-1	0-0	0	0	0	1	0	3	0	1	0	0	0	-4
21	Kymora Johnson	G	07:11	0-2	0-1	0-0	0	3	3	1	0	0	1	2	0	0	0	-8
23	Alexia Smith	G	01:46	0-0	0-0	0-0	0	0	0	0	0	0	0	0	0	0	0	-4
14	Kaydan Lawson		00:00	0-0	0-0	0-0	0	0	0	0	0	0	0	0	0	0	0	0
1	Paris Clark		05:24	2-4	1-1	0-0	0	1	1	2	0	5	0	1	0	0	0	-10
41	Taylor Lauterbach		02:32	0-0	0-0	0-0	0	0	0	1	0	0	0	1	0	0	0	-3
5	Yonta Vaughn		02:49	0-1	0-1	0-0	0	0	0	1	0	0	2	0	0	0	0	-3
32	Cady Pauley		02:52	0-2	0-2	0-0	0	0	0	0	0	0	0	0	0	0	0	-7
33	Sam Brunelle		02:52	0-0	0-0	0-0	0	0	0	0	0	0	0	0	0	0	0	-7
4	Jillian Brown		02:50	0-0	0-0	2-2	0	0	0	2	1	2	1	0	0	0	0	3
12	Edessa Noyan		00:30	0-0	0-0	0-0	0	0	0	0	0	0	0	0	0	0	0	-3
Team							1	0	1			0		0				
<b>Totals</b>				4-16	2-7	4-4	3	8	11	11	4	14	4	8	0	0	0	-11

Shooting By Period		
3 <sup>rd</sup> FG%	4-16	25.0%
3PT%	2-7	28.6%
FT%	4-4	100%
GM FG%	4-16	25.0%
3PT%	2-7	28.6%
FT%	4-4	100.0%

Dead Ball Rebounds: 0, 0

Technical Fouls::NONE

	UND	UVA
Biggest lead	20 (3 <sup>rd</sup> 2:50)	0 (1 <sup>st</sup> 10:00)
Best Scoring Run	9(3 <sup>rd</sup> 7:03)	5(3 <sup>rd</sup> 1:25)
Lead Changes	0	
Times Tied	0	
Time with Lead	09:39	00:00

Points from	UND	UVA
Turnovers	10	2
Paint	12	4
Second Chance	1	2
Fast Breaks	11	5
Bench	2	7

	Period by Period Scoring				
	1st	2nd	3rd	4th	TOT
UND	24	15	25	22	86
UVA	16	17	14	29	76





**Period 4**

**Quarter Starters:**

<b>UVA</b>	0 McGhee O	1 Clark P	12 Noyan E	21 Johnson K	34 Clarkson L
<b>UND</b>	11 Citron S	13 DeWolfe A	14 Bransford K	21 Westbeld M	22 Watson K

Game Time	UVA	Score	Diff	UND
10:00	4 BROWN J substitution out			
10:00	1 CLARK P substitution in			
10:00				3 HIDALGO H substitution out
10:00				15 MARSHALL N substitution out
10:00				13 DEWOLFE A substitution in
10:00				22 WATSON K substitution in
09:45	34 CLARKSON L 2pt FG in the paint, layup made (3)	<b>49-64</b>	<b>-15</b>	
09:45	1 CLARK P assist (3)			
09:35	0 MCGHEE O steal (1)			11 CITRON S turnover lost ball (3)
09:30	1 CLARK P turnover lost ball (4)			
09:30				14 BRANSFORD K substitution out
09:30				3 HIDALGO H substitution in
09:09				22 WATSON K 2pt FG from turnover outside the paint, step back jump shot missed
09:05				11 CITRON S offensive rebound (4)
09:05	34 CLARKSON L foul personal (4 - 1)			11 CITRON S foul drawn (7)
09:01				21 WESTBELD M turnover travel (2)
08:47	0 MCGHEE O 3pt FG from turnover, jump shot missed			
08:45				3 HIDALGO H defensive rebound (4)
08:42		<b>49-66</b>	<b>-17</b>	11 CITRON S 2pt FG fast break in the paint, driving layup made (18)
08:42				3 HIDALGO H assist (9)
08:28	21 JOHNSON K 3pt FG , jump shot missed			
08:24	offensive rebound (31)			
08:12	34 CLARKSON L foul drawn (6)			22 WATSON K foul personal (4 - 1)
08:12				22 WATSON K substitution out
08:12				15 MARSHALL N substitution in
08:03	34 CLARKSON L 2pt FG second chance in the paint, layup missed			
08:03				21 WESTBELD M defensive rebound (8)
08:03	0 MCGHEE O foul personal (2 - 2)			21 WESTBELD M foul drawn (4)
08:03	12 NOYAN E substitution out			
08:03	20 TAYLOR C substitution in			
07:46	20 TAYLOR C foul personal (5 - 3)			3 HIDALGO H foul drawn (8)
07:46	20 TAYLOR C substitution out			
07:46	14 LAWSON K substitution in			
07:46				11 CITRON S substitution out
07:46				14 BRANSFORD K substitution in
07:36				14 BRANSFORD K 2pt FG in the paint, driving layup blocked
07:36	14 LAWSON K block (1)			
07:32	34 CLARKSON L defensive rebound (5)			
07:31	0 MCGHEE O foul drawn (2)			21 WESTBELD M foul personal (3 - 2)
07:21	jump ball situation			
07:21	34 CLARKSON L turnover lost ball (3)			14 BRANSFORD K steal (2)



**Notre Dame at Virginia**

01/18/24 John Paul Jones Arena, Charlottesville  
Virginia vs No. 19 Notre Dame Women's Basketball

**Game Time:** 7:00 PM  
**Game Duration:** 2:09  
**Attendance:** 4,152

**Officials:** Angelica Suffren, Carla Fountain, Mark Berger

Game Time	UVA	Score	Diff	UND
07:15	1 CLARK P steal (2)			13 DEWOLFE A turnover lost ball (1)
07:10	1 CLARK P 2pt FG fast break from turnover in the paint, driving layup made (11)	<b>51-66</b>	<b>-15</b>	
06:42	21 JOHNSON K foul personal (2 - 4)			21 WESTBELD M foul drawn (5)
06:42				15 MARSHALL N substitution out
06:42				11 CITRON S substitution in
06:41	1 CLARK P steal (3)			3 HIDALGO H turnover bad pass (3)
06:41	1 CLARK P foul drawn (2)			21 WESTBELD M foul personal (4 - 3)
06:41				21 WESTBELD M substitution out
06:41				15 MARSHALL N substitution in
06:30	34 CLARKSON L turnover travel (4)			
06:30				15 MARSHALL N substitution out
06:30				22 WATSON K substitution in
06:27	0 MCGHEE O steal (2)			14 BRANSFORD K turnover lost ball (1)
06:22	0 MCGHEE O 3pt FG from turnover, jump shot made (12)	<b>54-66</b>	<b>-12</b>	
06:22	21 JOHNSON K assist (4)			
06:18	14 LAWSON K foul personal (1 - 5)			3 HIDALGO H foul drawn (9)
06:18				22 WATSON K substitution out
06:18				15 MARSHALL N substitution in
06:18		<b>54-67</b>	<b>-13</b>	3 HIDALGO H free throw 1 - 2 made (16)
06:18		<b>54-68</b>	<b>-14</b>	3 HIDALGO H free throw 2 - 2 made (17)
06:07	1 CLARK P 3pt FG , jump shot made (14)	<b>57-68</b>	<b>-11</b>	
06:07	21 JOHNSON K assist (5)			
05:58	14 LAWSON K foul personal (2 - 6)			11 CITRON S foul drawn (8)
05:58		<b>57-69</b>	<b>-12</b>	11 CITRON S free throw 1 - 2 made (19)
05:58		<b>57-70</b>	<b>-13</b>	11 CITRON S free throw 2 - 2 made (20)
05:48	1 CLARK P foul drawn (3)			13 DEWOLFE A foul personal (3 - 4)
05:27	1 CLARK P 2pt FG outside the paint, jump shot missed			
05:26	offensive rebound (33)			
05:15	34 CLARKSON L 2pt FG second chance in the paint, layup made (5)	<b>59-70</b>	<b>-11</b>	
05:15	21 JOHNSON K assist (6)			
04:52				3 HIDALGO H 2pt FG in the paint, driving layup missed
04:52	0 MCGHEE O defensive rebound (2)			
04:52	0 MCGHEE O foul drawn (3)			15 MARSHALL N foul personal (3 - 5)
04:52	Timeout media			
04:52				15 MARSHALL N substitution out
04:52				21 WESTBELD M substitution in
04:52	0 MCGHEE O free throw 1 - 2 made (13)	<b>60-70</b>	<b>-10</b>	
04:52	0 MCGHEE O free throw 2 - 2 made (14)	<b>61-70</b>	<b>-9</b>	
04:45				13 DEWOLFE A 3pt FG , jump shot blocked
04:45	1 CLARK P block (1)			
04:44				offensive rebound (33)
04:29				11 CITRON S turnover bad pass (4)
04:19	21 JOHNSON K 2pt FG from turnover in the paint, pull up jump shot made (11)	<b>63-70</b>	<b>-7</b>	
04:11	21 JOHNSON K foul personal (3 - 7)			11 CITRON S foul drawn (9)
04:11				13 DEWOLFE A substitution out
04:11				22 WATSON K substitution in
04:11		<b>63-71</b>	<b>-8</b>	11 CITRON S free throw 1 - 2 made (21)



Official Basketball Play by Play - 4th Period  
**Notre Dame at Virginia**  
 01/18/24 John Paul Jones Arena, Charlottesville  
 Virginia vs No. 19 Notre Dame Women's Basketball

**Game Time:** 7:00 PM  
**Game Duration:** 2:09  
**Attendance:** 4,152

**Officials:** Angelica Suffren, Carla Fountain, Mark Berger

Game Time	UVA	Score	Diff	UND
04:11		<b>63-72</b>	<b>-9</b>	11 CITRON S free throw 2 - 2 made (22)
04:02	21 JOHNSON K foul drawn (2)			3 HIDALGO H foul personal (4 - 6)
04:02	21 JOHNSON K free throw 1 - 2 made (12)	<b>64-72</b>	<b>-8</b>	
04:02	21 JOHNSON K free throw 2 - 2 made (13)	<b>65-72</b>	<b>-7</b>	
03:41	34 CLARKSON L foul shooting (5 - 8)			11 CITRON S foul drawn (10)
03:41	34 CLARKSON L substitution out			
03:41	12 NOYAN E substitution in			
03:41		<b>65-73</b>	<b>-8</b>	11 CITRON S free throw 1 - 2 made (23)
03:41		<b>65-74</b>	<b>-9</b>	11 CITRON S free throw 2 - 2 made (24)
03:27	14 LAWSON K 2pt FG in the paint, driving layup blocked			
03:27				21 WESTBELD M block (2)
03:23	21 JOHNSON K offensive rebound (8)			
03:21	12 NOYAN E 2pt FG second chance in the paint, layup made (2)	<b>67-74</b>	<b>-7</b>	
03:21	21 JOHNSON K assist (7)			
03:01		<b>67-76</b>	<b>-9</b>	11 CITRON S 2pt FG in the paint, driving layup made (26)
02:51	21 JOHNSON K 3pt FG , step back jump shot made (16)	<b>70-76</b>	<b>-6</b>	
02:39				Timeout 60 Sec
02:39				22 WATSON K substitution out
02:39				13 DEWOLFE A substitution in
02:22	21 JOHNSON K steal (1)			21 WESTBELD M turnover lost ball (3)
02:22	21 JOHNSON K turnover lost ball (6)			
02:22				Timeout 30 Sec
02:12		<b>70-78</b>	<b>-8</b>	11 CITRON S 2pt FG from turnover in the paint, driving layup made (28)
01:50	14 LAWSON K 3pt FG , jump shot missed			
01:47	14 LAWSON K offensive rebound (2)			
01:45	14 LAWSON K 2pt FG second chance in the paint, driving layup made (2)	<b>72-78</b>	<b>-6</b>	
01:12		<b>72-80</b>	<b>-8</b>	3 HIDALGO H 2pt FG in the paint, driving layup made (19)
01:12	12 NOYAN E foul shooting (2 - 9)			3 HIDALGO H foul drawn (10)
01:12				13 DEWOLFE A substitution out
01:12				22 WATSON K substitution in
01:12				3 HIDALGO H free throw 1 - 1 missed
01:11	14 LAWSON K defensive rebound (3)			
01:03	21 JOHNSON K 3pt FG , pull up jump shot missed			
01:02				3 HIDALGO H defensive rebound (5)
01:02	0 MCGHEE O foul personal (3 - 10)			11 CITRON S foul drawn (11)
01:02				11 CITRON S substitution out
01:02				13 DEWOLFE A substitution in
01:02				13 DEWOLFE A free throw 1 - 2 missed
01:02				offensive dead ball rebound (6)
01:02		<b>72-81</b>	<b>-9</b>	13 DEWOLFE A free throw 2 - 2 made (6)
00:51	1 CLARK P 2pt FG in the paint, driving layup made (16)	<b>74-81</b>	<b>-7</b>	
00:33	0 MCGHEE O foul personal (4 - 11)			3 HIDALGO H foul drawn (11)
00:33				13 DEWOLFE A substitution out
00:33				11 CITRON S substitution in
00:33		<b>74-82</b>	<b>-8</b>	3 HIDALGO H free throw 1 - 2 made (20)
00:33		<b>74-83</b>	<b>-9</b>	3 HIDALGO H free throw 2 - 2 made (21)
00:33	Timeout 60 Sec			
00:27	turnover (23)			



Official Basketball Play by Play - 4th Period

### Notre Dame at Virginia

01/18/24 John Paul Jones Arena, Charlottesville  
Virginia vs No. 19 Notre Dame Women's Basketball

Game Time: 7:00 PM

Game Duration: 2:09

Attendance: 4,152

Officials: Angelica Suffren, Carla Fountain, Mark Berger

Game Time	UVA	Score	Diff	UND
00:27				22 WATSON K substitution out
00:27				13 DEWOLFE A substitution in
00:25	1 CLARK P foul personal (3 - 12)			3 HIDALGO H foul drawn (12)
00:25				13 DEWOLFE A substitution out
00:25				22 WATSON K substitution in
00:25		<b>74-84</b>	<b>-10</b>	3 HIDALGO H free throw 1 - 2 made (22)
00:25		<b>74-85</b>	<b>-11</b>	3 HIDALGO H free throw 2 - 2 made (23)
00:15	21 JOHNSON K 2pt FG in the paint, floating jump shot missed			
00:15				21 WESTBELD M defensive rebound (9)
00:15	1 CLARK P foul personal (4 - 13)			21 WESTBELD M foul drawn (6)
00:15				21 WESTBELD M free throw 1 - 2 missed
00:15				offensive dead ball rebound (7)
00:15		<b>74-86</b>	<b>-12</b>	21 WESTBELD M free throw 2 - 2 made (14)
00:09	jump ball situation			
00:09	21 JOHNSON K substitution out			
00:09	5 VAUGHN Y substitution in			
00:03	5 VAUGHN Y 2pt FG in the paint, driving layup made (4)	<b>76-86</b>	<b>-10</b>	
00:03	1 CLARK P assist (4)			
<b>END OF GAME</b>				
<b>UVA 76-86 UND</b>				



**Notre Dame at Virginia**

01/18/24 John Paul Jones Arena, Charlottesville  
Virginia vs No. 19 Notre Dame Women's Basketball

**Game Time:** 7:00 PM  
**Game Duration:** 2:09  
**Attendance:** 4,152

**Officials:** Angelica Suffren, Carla Fountain, Mark Berger

**Notre Dame - 22**

NO.	Name	F	Min	FG			Rebounds			Fouls		TP	AS	TO	ST	Blocks		+/-
				M-A	M-A	M-A	OR	DR	TOT	PF	FD					BS	BA	
21	Maddy Westbeld	F	08:11	0-0	0-0	1-2	0	2	2	2	3	1	0	2	0	1	0	-3
22	Kylee Watson	F	04:42	0-1	0-0	0-0	0	0	0	1	0	0	0	0	0	0	0	-2
3	Hannah Hidalgo	G	09:30	1-2	0-0	6-7	0	2	2	1	5	8	1	1	0	0	0	-5
11	Sonia Citron	G	08:28	3-3	0-0	6-6	1	0	1	0	5	12	0	2	0	0	0	-4
13	Anna DeWolfe	G	07:46	0-1	0-1	1-2	0	0	0	1	0	1	0	1	0	0	1	-9
15	Natalija Marshall		03:07	0-0	0-0	0-0	0	0	0	1	0	0	0	0	0	0	0	-3
14	KK Bransford		08:16	0-1	0-0	0-0	0	0	0	0	0	0	0	1	1	0	1	-9
Team							1	0	1			0		0				
<b>Totals</b>				4-8	0-1	14-17	2	4	6	6	13	22	1	7	1	1	2	-7

Shooting By Period		
4 <sup>th</sup> FG%	4-8	50.0%
3PT%	0-1	0.0%
FT%	14-17	82.4%
GM FG%	4-8	50.0%
3PT%	0-1	0.0%
FT%	14-17	82.4%

Dead Ball Rebounds: 2, 0

Technical Fouls::NONE

**Virginia - 29**

NO.	Name	F	Min	FG			Rebounds			Fouls		TP	AS	TO	ST	Blocks		+/-
				M-A	M-A	M-A	OR	DR	TOT	PF	FD					BS	BA	
20	Camryn Taylor	F	00:17	0-0	0-0	0-0	0	0	0	1	0	0	0	0	0	0	0	0
34	London Clarkson	F	06:19	2-3	0-0	0-0	0	1	1	2	1	4	0	2	0	0	0	10
0	Olivia McGhee	G	10:00	1-2	1-2	2-2	0	1	1	3	2	5	0	0	2	0	0	7
21	Kymora Johnson	G	09:51	2-5	1-3	2-2	1	0	1	2	1	7	4	1	1	0	0	5
23	Alexia Smith	G	00:00	0-0	0-0	0-0	0	0	0	0	0	0	0	0	0	0	0	0
4	Jillian Brown		00:00	0-0	0-0	0-0	0	0	0	0	0	0	0	0	0	0	0	0
1	Paris Clark		10:00	3-4	1-1	0-0	0	0	0	2	2	7	2	1	2	1	0	7
14	Kaydan Lawson		07:46	1-3	0-1	0-0	1	1	2	2	0	2	0	0	0	1	1	7
12	Edessa Noyan		05:38	1-1	0-0	0-0	0	0	0	1	0	2	0	0	0	0	0	-3
5	Yonta Vaughn		00:09	1-1	0-0	0-0	0	0	0	0	0	2	0	0	0	0	0	2
Team							2	0	2			0		1				
<b>Totals</b>				11-19	3-7	4-4	4	3	7	13	6	29	6	5	5	2	1	7

Shooting By Period		
4 <sup>th</sup> FG%	11-19	57.9%
3PT%	3-7	42.9%
FT%	4-4	100%
GM FG%	11-19	57.9%
3PT%	3-7	42.9%
FT%	4-4	100.0%

Dead Ball Rebounds: 0, 0

Technical Fouls::NONE

	UND	UVA
Biggest lead	17 (4 <sup>th</sup> 8:42)	0 (1 <sup>st</sup> 10:00)
Best Scoring Run	5(4 <sup>th</sup> 0:15)	6(4 <sup>th</sup> 4:19)
Lead Changes	0	
Times Tied	0	
Time with Lead	09:45	00:00

	UND	UVA
Points from		
Turnovers	4	7
Paint	8	16
Second Chance	0	6
Fast Breaks	2	2
Bench	0	13

	Period by Period Scoring				
	1st	2nd	3rd	4th	TOT
UND	24	15	25	22	86
UVA	16	17	14	29	76



Notre Dame at Virginia

01/18/24 John Paul Jones Arena, Charlottesville  
Virginia vs No. 19 Notre Dame Women's Basketball

Game Time: 7:00 PM  
Game Duration: 2:09  
Attendance: 4,152

Officials: Angelica Suffren, Carla Fountain, Mark Berger

Notre Dame - 47

NO.	Name	F	Min	FG			Rebounds			Fouls		TP	AS	TO	ST	Blocks		+/-
				M-A	M-A	M-A	OR	DR	TOT	PF	FD					BS	BA	
21	Maddy Westbeld	F	17:59	1-3	1-2	1-2	0	3	3	3	3	4	0	2	1	1	0	11
22	Kylee Watson	F	12:04	2-3	0-0	0-2	0	1	1	2	1	4	1	0	0	0	0	9
3	Hannah Hidalgo	G	17:60	3-6	0-1	9-12	0	5	5	3	9	15	3	2	3	0	0	12
11	Sonia Citron	G	18:28	4-4	0-0	10-10	1	1	2	0	7	18	3	3	2	0	0	7
13	Anna DeWolfe	G	13:27	1-4	0-1	2-4	0	0	0	1	2	4	0	1	0	0	1	-8
14	KK Bransford		14:06	0-1	0-0	1-2	0	2	2	0	1	1	0	1	1	0	1	-5
15	Natalija Marshall		05:57	0-0	0-0	1-2	1	0	1	1	1	1	0	1	0	0	0	-6
Team							1	1	2			0		0				
<b>Totals</b>				11-21	1-4	24-34	3	13	16	10	24	47	7	10	7	1	2	4

Shooting By Period		
3 <sup>rd</sup> FG%	7-13	53.8%
3PT%	1-3	33.3%
FT%	10-17	58.8%
4 <sup>th</sup> FG%	4-8	50.0%
3PT%	0-1	0.0%
FT%	14-17	82.4%
GM FG%	11-21	52.4%
3PT%	1-4	25.0%
FT%	24-34	70.6%

Dead Ball Rebounds: 6, 0

Technical Fouls::NONE

Virginia - 43

NO.	Name	F	Min	FG			Rebounds			Fouls		TP	AS	TO	ST	Blocks		+/-
				M-A	M-A	M-A	OR	DR	TOT	PF	FD					BS	BA	
20	Camryn Taylor	F	07:16	1-4	0-1	2-2	1	2	3	3	1	4	0	1	0	0	0	-5
34	London Clarkson	F	13:27	2-4	0-0	0-0	1	3	4	3	3	4	0	4	0	0	0	6
0	Olivia McGhee	G	17:08	2-4	2-3	2-2	0	1	1	4	2	8	0	1	2	0	0	3
21	Kymora Johnson	G	17:02	2-7	1-4	2-2	1	3	4	3	1	7	5	3	1	0	0	-3
23	Alexia Smith	G	01:46	0-0	0-0	0-0	0	0	0	0	0	0	0	0	0	0	0	-4
1	Paris Clark		15:24	5-8	2-2	0-0	0	1	1	4	2	12	2	2	2	1	0	-3
41	Taylor Lauterbach		02:32	0-0	0-0	0-0	0	0	0	1	0	0	0	1	0	0	0	-3
5	Yonta Vaughn		02:58	1-2	0-1	0-0	0	0	0	1	0	2	2	0	0	0	0	-1
32	Cady Pauley		02:52	0-2	0-2	0-0	0	0	0	0	0	0	0	0	0	0	0	-7
33	Sam Brunelle		02:52	0-0	0-0	0-0	0	0	0	0	0	0	0	0	0	0	0	-7
4	Jillian Brown		02:50	0-0	0-0	2-2	0	0	0	2	1	2	1	0	0	0	0	3
12	Edessa Noyan		06:08	1-1	0-0	0-0	0	0	0	1	0	2	0	0	0	0	0	-6
14	Kaydan Lawson		07:46	1-3	0-1	0-0	1	1	2	2	0	2	0	0	0	1	1	7
Team							3	0	3			0		1				
<b>Totals</b>				15-35	5-14	8-8	7	11	18	24	10	43	10	13	5	2	1	-4

Shooting By Period		
3 <sup>rd</sup> FG%	4-16	25.0%
3PT%	2-7	28.6%
FT%	4-4	100%
4 <sup>th</sup> FG%	11-19	57.9%
3PT%	3-7	42.9%
FT%	4-4	100%
GM FG%	15-35	42.9%
3PT%	5-14	35.7%
FT%	8-8	100.0%

Dead Ball Rebounds: 0, 0

Technical Fouls::NONE

	UND	UVA
Biggest lead	20 (3 <sup>rd</sup> 2:50)	0 (1 <sup>st</sup> 10:00)
Best Scoring Run	9(3 <sup>rd</sup> 7:03)	6(4 <sup>th</sup> 4:19)
Lead Changes	0	
Times Tied	0	
Time with Lead	19:39	00:00

Points from	UND	UVA
Turnovers	14	9
Paint	20	20
Second Chance	1	8
Fast Breaks	13	7
Bench	2	20

	Period by Period Scoring				
	1st	2nd	3rd	4th	TOT
UND	24	15	25	22	86
UVA	16	17	14	29	76



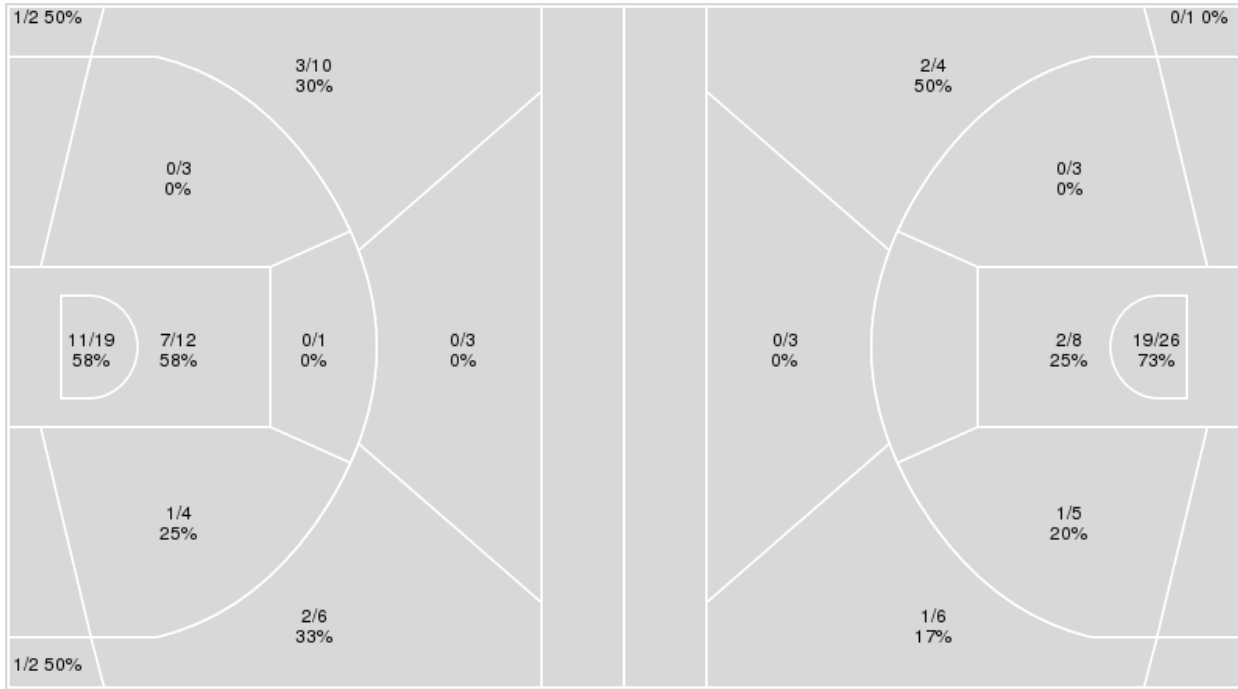
**Officials:** Angelica Suffren, Carla Fountain, Mark Berger

{ Players => 0, 1, 4, 5, 10, 12, 14, 20, 21, 23, 32, 33, 34, 41; } FG  
 Types => All; Results => All;

{ Players => All; } FG Types => All; Results => All;

**Virginia**

**Notre Dame**



Virginia	M/A	%
Field Goals	26/62	42
2 Points	19/39	49
3 Points	7/23	30
Free Throws	17/18	94

Notre Dame	M/A	%
Field Goals	25/56	45
2 Points	22/42	52
3 Points	3/14	21
Free Throws	33/44	75



**Notre Dame at Virginia**

01/18/24 John Paul Jones Arena, Charlottesville  
Virginia vs No. 19 Notre Dame Women's Basketball

**Game Time:** 7:00 PM  
**Game Duration:** 2:09  
**Attendance:** 4,152

**Officials:** Angelica Suffren, Carla Fountain, Mark Berger

**Notre Dame**

No	Name	Mins		Score		Points Diff		Points per Min		Assists		Rebounds		Steals		Turnovers	
		On	Off	On	Off	On	Off	On	Off	On	Off	On	Off	On	Off	On	Off
3	Hannah Hidalgo	37:33	02:27	85 - 67	1 - 9	18	-8	2.26	0.41	16	0	34	1	12	1	12	3
10	Becky Obinma	04:05	35:55	7 - 9	79 - 67	-2	12	1.71	2.20	3	13	3	32	0	13	1	14
11	Sonia Citron	37:33	02:27	79 - 72	7 - 4	7	3	2.10	2.85	15	1	35	0	10	3	14	1
13	Anna DeWolfe	26:01	13:59	48 - 50	38 - 26	-2	12	1.85	2.72	11	5	16	19	8	5	14	1
14	KK Bransford	27:17	12:43	60 - 59	26 - 17	1	9	2.20	2.04	7	9	24	11	10	3	11	4
15	Natalija Marshall	07:42	32:18	14 - 21	72 - 55	-7	17	1.82	2.23	1	15	3	32	4	9	4	11
21	Maddy Westbeld	37:59	02:01	81 - 64	5 - 12	17	-7	2.13	2.48	16	0	35	0	13	0	14	1
22	Kylee Watson	21:51	18:09	56 - 38	30 - 38	18	-8	2.56	1.65	11	5	25	10	8	5	5	10

**Virginia**

No	Name	Mins		Score		Points Diff		Points per Min		Assists		Rebounds		Steals		Turnovers	
		On	Off	On	Off	On	Off	On	Off	On	Off	On	Off	On	Off	On	Off
0	Olivia McGhee	29:19	10:41	64 - 62	12 - 24	2	-12	2.18	1.12	15	2	27	10	7	0	16	7
1	Paris Clark	27:22	12:38	54 - 61	22 - 25	-7	-3	1.97	1.74	12	5	24	13	7	0	15	8
4	Jillian Brown	08:57	31:03	15 - 20	61 - 66	-5	-5	1.68	1.96	2	15	8	29	0	7	10	13
5	Yonta Vaughn	07:03	32:57	18 - 15	58 - 71	3	-13	2.55	1.76	5	12	6	31	0	7	0	23
12	Edessa Noyan	12:04	27:57	21 - 32	55 - 54	-11	1	1.74	1.97	4	13	9	28	3	4	10	13
14	Kaydan Lawson	10:18	29:42	31 - 24	45 - 62	7	-17	3.01	1.52	6	11	7	30	5	2	5	18
20	Camryn Taylor	14:27	25:33	26 - 30	50 - 56	-4	-6	1.80	1.96	7	10	16	21	0	7	4	19
21	Kymora Johnson	32:57	07:03	58 - 71	18 - 15	-13	3	1.76	2.55	12	5	31	6	7	0	23	0
23	Alexia Smith	07:42	32:18	12 - 15	64 - 71	-3	-7	1.56	1.98	4	13	8	29	0	7	2	21
32	Cady Pauley	06:40	33:20	7 - 14	69 - 72	-7	-3	1.05	2.07	1	16	7	30	0	7	3	20
33	Sam Brunelle	15:09	24:51	21 - 38	55 - 48	-17	7	1.39	2.21	4	13	14	23	1	6	8	15
34	London Clarkson	18:03	21:57	38 - 32	38 - 54	6	-16	2.11	1.73	10	7	17	20	4	3	12	11
41	Taylor Lauterbach	10:00	30:00	15 - 16	61 - 70	-1	-9	1.50	2.03	3	14	11	26	1	6	7	16

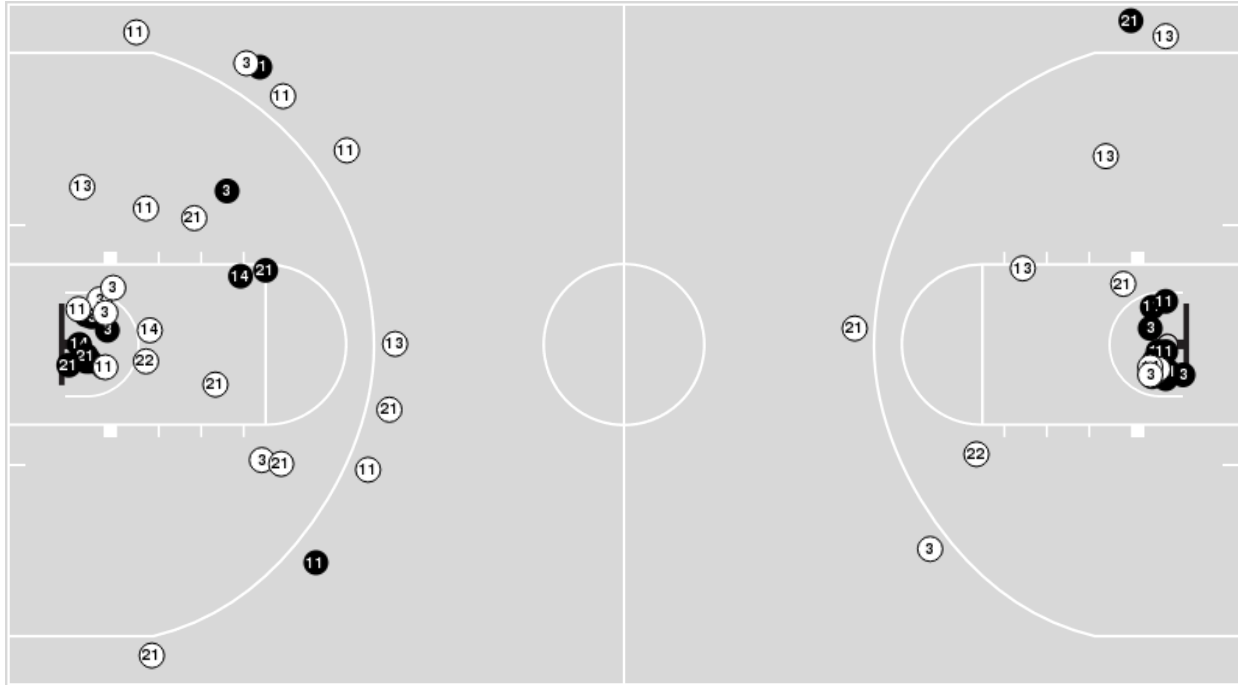




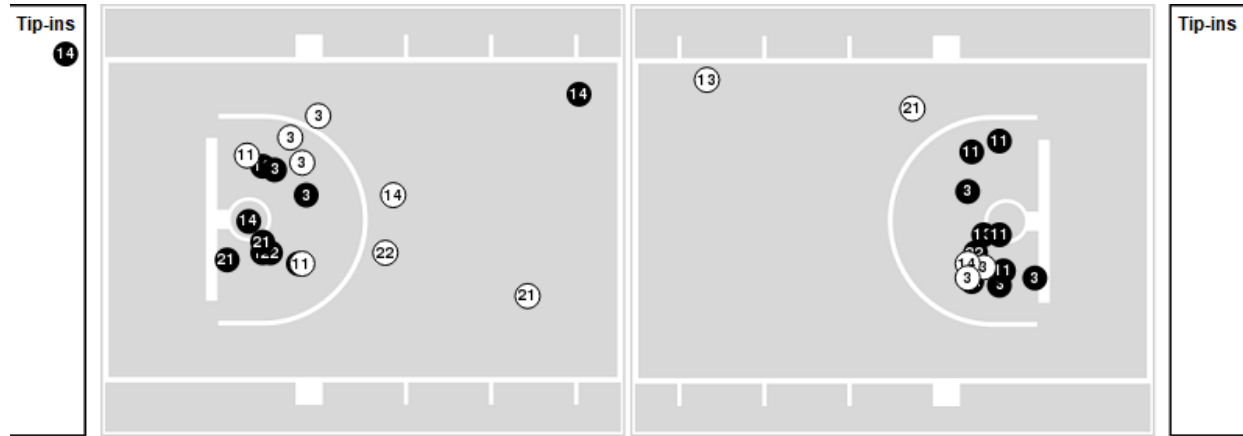
**Officials:** Angelica Suffren, Carla Fountain, Mark Berger

Players => AllFG Types=>AllResults=>All  
**Notre Dame**

**All Field Goals**



**Blow Up Chart**



**N** Made    **O** Missed    N - Player Number

Notre Dame	M/A	%
Field Goals	25/56	45
2 Points	22/42	52
3 Points	3/14	21
Free Throws	33/44	75

Notre Dame	M/A	%
Points in the Paint	42 (21 / 34)	62
Fast Break Points	26 (17/18)	94
Second Chance Points	9 (7/11)	64
Effective FG%	47	

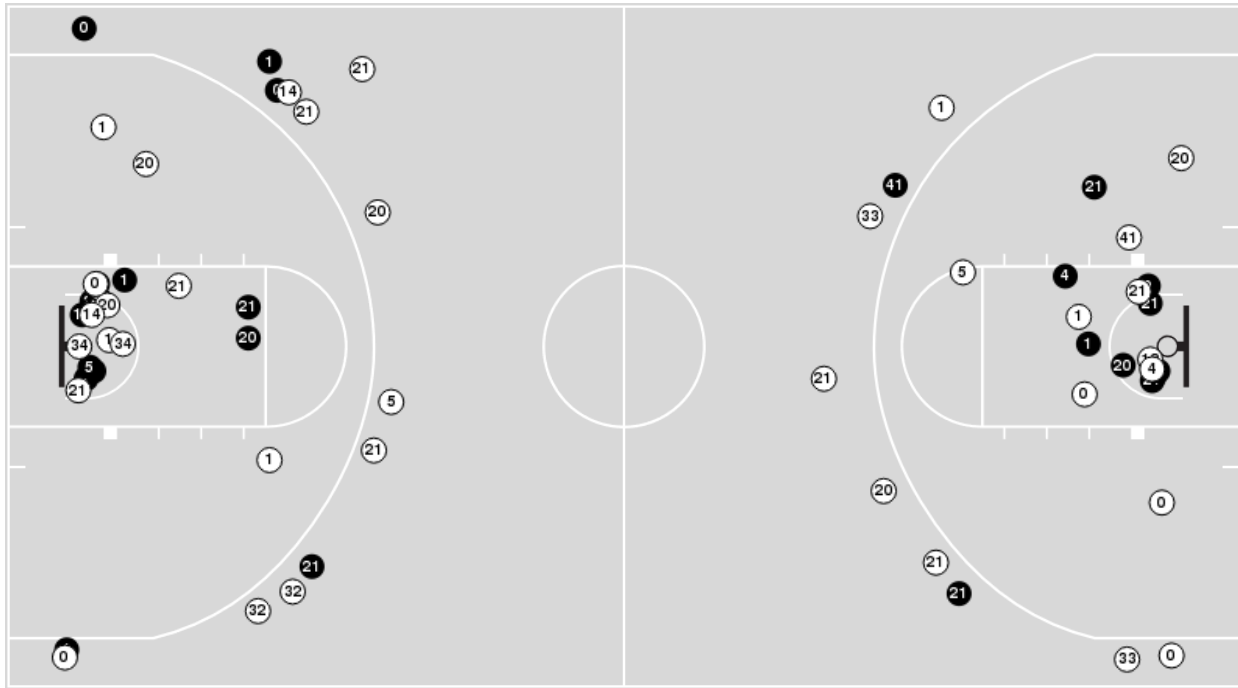


**Officials:** Angelica Suffren, Carla Fountain, Mark Berger

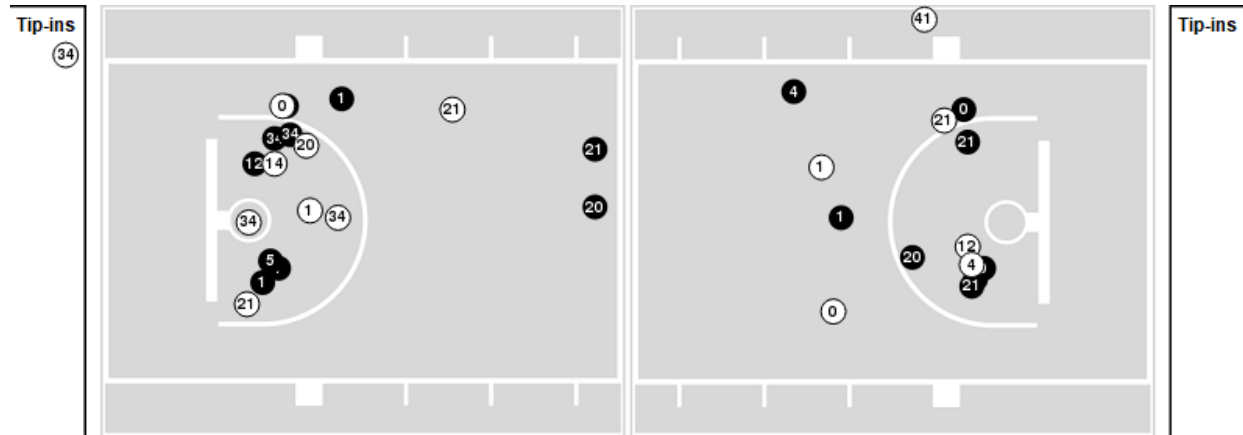
Players => 0, 1, 4, 5, 10, 12, 14, 20, 21, 23, 32, 33, 34, 41 FG Types=>All Results=>All

### Virginia

#### All Field Goals



#### Blow Up Chart



● Made ○ Missed N - Player Number

Virginia	M/A	%
Field Goals	26/62	42
2 Points	19/39	49
3 Points	7/23	30
Free Throws	17/18	94

Virginia	M/A	%
Points in the Paint	36 (18 / 31)	58
Fast Break Points	12 (5/5)	100
Second Chance Points	11 (7/12)	58
Effective FG%	48	



**Officials:** Angelica Suffren, Carla Fountain, Mark Berger

**Notre Dame**

Lineup	Quarter On	Time On	Quarter Off	Time Off	Time on Court	Score	Score Diff	Reb	Stl	Tov	Ass	PPP
3- Hidalgo H/ 11- Citron S/ 13- DeWolfe A/ 21- Westbeld M/ 22- Watson K/	1	10:00	1	07:54	02:06	5-4	1	2	0	0	1	1.6667
3- Hidalgo H/ 11- Citron S/ 13- DeWolfe A/ 15- Marshall N/ 21- Westbeld M/	1	07:54	1	06:09	01:45	4-5	-1	1	0	1	1	1.0309
3- Hidalgo H/ 11- Citron S/ 14- Bransford K/ 21- Westbeld M/ 22- Watson K/	1	06:09	1	04:04	02:05	2-3	-1	2	1	0	1	0.6667
3- Hidalgo H/ 13- DeWolfe A/ 14- Bransford K/ 21- Westbeld M/ 22- Watson K/	1	04:04	1	03:09	00:55	6-0	6	0	2	0	1	2.0833
3- Hidalgo H/ 11- Citron S/ 13- DeWolfe A/ 21- Westbeld M/ 22- Watson K/	1	03:09	1	02:08	01:01	2-2	0	1	0	0	1	1.0000
11- Citron S/ 13- DeWolfe A/ 14- Bransford K/ 21- Westbeld M/ 22- Watson K/	1	02:08	1	01:41	00:27	0-0	0	1	0	0	0	0.0000
3- Hidalgo H/ 11- Citron S/ 14- Bransford K/ 21- Westbeld M/ 22- Watson K/	1	01:41	2	08:28	03:13	7-4	3	6	2	1	0	1.0542
3- Hidalgo H/ 10- Obinma B/ 11- Citron S/ 14- Bransford K/ 21- Westbeld M/	2	08:28	2	06:20	02:08	5-7	-2	2	0	0	2	1.2500
3- Hidalgo H/ 10- Obinma B/ 11- Citron S/ 13- DeWolfe A/ 21- Westbeld M/	2	06:20	2	04:23	01:57	2-2	0	1	0	1	1	0.6667
3- Hidalgo H/ 11- Citron S/ 13- DeWolfe A/ 14- Bransford K/ 21- Westbeld M/	2	04:23	3	10:00	04:23	6-6	0	3	1	2	1	0.7500
3- Hidalgo H/ 11- Citron S/ 13- DeWolfe A/ 21- Westbeld M/ 22- Watson K/	3	10:00	3	06:11	03:49	9-2	7	3	3	1	4	1.0135
3- Hidalgo H/ 11- Citron S/ 14- Bransford K/ 21- Westbeld M/ 22- Watson K/	3	06:11	3	02:50	03:21	10-3	7	6	0	0	2	1.3889
3- Hidalgo H/ 11- Citron S/ 13- DeWolfe A/ 15- Marshall N/ 21- Westbeld M/	3	02:50	3	02:29	00:21	2-2	0	0	0	0	0	2.2727
11- Citron S/ 13- DeWolfe A/ 14- Bransford K/ 15- Marshall N/ 21- Westbeld M/	3	02:29	3	01:53	00:36	0-0	0	0	1	1	0	0.0000
11- Citron S/ 13- DeWolfe A/ 14- Bransford K/ 15- Marshall N/ 22- Watson K/	3	01:53	3	01:41	00:12	1-4	-3	0	0	0	0	1.1364
11- Citron S/ 13- DeWolfe A/ 14- Bransford K/ 15- Marshall N/ 21- Westbeld M/	3	01:41	3	00:58	00:42	0-3	-3	0	0	1	0	0.0000
3- Hidalgo H/ 11- Citron S/ 14- Bransford K/ 15- Marshall N/ 21- Westbeld M/	3	00:58	4	10:00	00:58	3-0	3	1	2	0	0	1.8293
11- Citron S/ 13- DeWolfe A/ 14- Bransford K/ 21- Westbeld M/ 22- Watson K/	4	10:00	4	09:30	00:30	0-2	-2	0	0	1	0	0.0000
3- Hidalgo H/ 11- Citron S/ 13- DeWolfe A/ 21- Westbeld M/ 22- Watson K/	4	09:30	4	08:12	01:18	2-0	2	2	0	1	1	1.0000
3- Hidalgo H/ 11- Citron S/ 13- DeWolfe A/ 15- Marshall N/ 21- Westbeld M/	4	08:12	4	07:46	00:26	0-0	0	1	0	0	0	0.0000
3- Hidalgo H/ 13- DeWolfe A/ 14- Bransford K/ 15- Marshall N/ 21- Westbeld M/	4	07:46	4	06:42	01:04	0-2	-2	0	1	1	0	0.0000
3- Hidalgo H/ 11- Citron S/ 13- DeWolfe A/ 14- Bransford K/ 21- Westbeld M/	4	06:42	4	06:41	00:01	0-0	0	0	0	1	0	0.0000
3- Hidalgo H/ 11- Citron S/ 13- DeWolfe A/ 14- Bransford K/ 15- Marshall N/	4	06:41	4	06:30	00:11	0-0	0	0	0	0	0	0.0000
3- Hidalgo H/ 11- Citron S/ 13- DeWolfe A/ 14- Bransford K/ 22- Watson K/	4	06:30	4	06:18	00:12	0-3	-3	0	0	1	0	0.0000
3- Hidalgo H/ 11- Citron S/ 13- DeWolfe A/ 14- Bransford K/ 15- Marshall N/	4	06:18	4	04:52	01:26	4-5	-1	0	0	0	0	1.4493
3- Hidalgo H/ 11- Citron S/ 13- DeWolfe A/ 14- Bransford K/ 21- Westbeld M/	4	04:52	4	04:11	00:41	0-4	-4	1	0	1	0	0.0000
3- Hidalgo H/ 11- Citron S/ 14- Bransford K/ 21- Westbeld M/ 22- Watson K/	4	04:11	4	02:39	01:32	6-7	-1	0	0	0	0	2.1739
3- Hidalgo H/ 11- Citron S/ 13- DeWolfe A/ 14- Bransford K/ 21- Westbeld M/	4	02:39	4	01:12	01:27	4-2	2	0	0	1	0	1.3333
3- Hidalgo H/ 11- Citron S/ 14- Bransford K/ 21- Westbeld M/ 22- Watson K/	4	01:12	4	01:02	00:10	0-0	0	1	0	0	0	0.0000
3- Hidalgo H/ 13- DeWolfe A/ 14- Bransford K/ 21- Westbeld M/ 22- Watson K/	4	01:02	4	00:33	00:28	1-2	-1	0	0	0	0	1.1364
3- Hidalgo H/ 11- Citron S/ 14- Bransford K/ 21- Westbeld M/ 22- Watson K/	4	00:33	4	00:27	00:06	2-0	2	0	0	0	0	2.2727



### Notre Dame at Virginia

01/18/24 John Paul Jones Arena, Charlottesville  
Virginia vs No. 19 Notre Dame Women's Basketball

Game Time: 7:00 PM

Game Duration: 2:09

Attendance: 4,152

Officials: Angelica Suffren, Carla Fountain, Mark Berger

## Notre Dame

Lineup	Quarter On	Time On	Quarter Off	Time Off	Time on Court	Score	Score Diff	Reb	Stl	Tov	Ass	PPP
3- Hidalgo H/ 11- Citron S/ 13- DeWolfe A/ 14- Bransford K/ 21- Westbeld M/	4	00:27	4	00:25	00:02	0-0	0	0	0	0	0	0.0000
3- Hidalgo H/ 11- Citron S/ 14- Bransford K/ 21- Westbeld M/ 22- Watson K/	4	00:25	4	00:00	00:25	3-2	1	1	0	0	0	1.7045



**Notre Dame at Virginia**

01/18/24 John Paul Jones Arena, Charlottesville  
Virginia vs No. 19 Notre Dame Women's Basketball

**Game Time:** 7:00 PM  
**Game Duration:** 2:09  
**Attendance:** 4,152

**Officials:** Angelica Suffren, Carla Fountain, Mark Berger

**Virginia**

Lineup	Quarter On	Time On	Quarter Off	Time Off	Time on Court	Score	Score Diff	Reb	Stl	Tov	Ass	PPP
0- McGhee O/ 20- Taylor C/ 21- Johnson K/ 23- Smith A/ 34- Clarkson L/	1	10:00	1	06:09	03:51	9-9	0	4	0	0	3	1.3081
1- Clark P/ 20- Taylor C/ 21- Johnson K/ 23- Smith A/ 34- Clarkson L/	1	06:09	1	05:24	00:45	0-0	0	1	0	1	0	0.0000
1- Clark P/ 20- Taylor C/ 21- Johnson K/ 23- Smith A/ 33- Brunelle S/	1	05:24	1	04:04	01:20	3-2	1	1	0	0	1	1.5000
1- Clark P/ 4- Brown J/ 12- Noyan E/ 21- Johnson K/ 33- Brunelle S/	1	04:04	1	02:08	01:56	2-8	-6	1	0	3	0	0.4098
0- McGhee O/ 1- Clark P/ 12- Noyan E/ 20- Taylor C/ 21- Johnson K/	1	02:08	1	00:52	01:15	2-2	0	2	0	0	0	1.0638
0- McGhee O/ 1- Clark P/ 12- Noyan E/ 21- Johnson K/ 33- Brunelle S/	1	00:52	2	10:00	00:52	0-3	-3	1	0	1	0	0.0000
0- McGhee O/ 1- Clark P/ 21- Johnson K/ 33- Brunelle S/ 41- Lauterbach T/	2	10:00	2	08:28	01:32	2-2	0	2	1	1	0	0.6667
0- McGhee O/ 1- Clark P/ 5- Vaughn Y/ 33- Brunelle S/ 41- Lauterbach T/	2	08:28	2	06:20	02:08	7-5	2	2	0	0	2	1.4344
4- Brown J/ 5- Vaughn Y/ 32- Pauley C/ 33- Brunelle S/ 41- Lauterbach T/	2	06:20	2	04:23	01:57	4-2	2	2	0	0	0	1.3889
4- Brown J/ 21- Johnson K/ 32- Pauley C/ 33- Brunelle S/ 41- Lauterbach T/	2	04:23	2	02:32	01:51	0-2	-2	2	0	3	0	0.0000
0- McGhee O/ 4- Brown J/ 14- Lawson K/ 21- Johnson K/ 33- Brunelle S/	2	02:32	2	02:09	00:23	0-2	-2	0	0	0	0	0.0000
0- McGhee O/ 1- Clark P/ 14- Lawson K/ 21- Johnson K/ 33- Brunelle S/	2	02:09	2	01:52	00:17	0-2	-2	0	0	0	0	0.0000
0- McGhee O/ 1- Clark P/ 12- Noyan E/ 14- Lawson K/ 21- Johnson K/	2	01:52	3	10:00	01:52	4-0	4	1	1	1	1	1.3333
0- McGhee O/ 20- Taylor C/ 21- Johnson K/ 23- Smith A/ 34- Clarkson L/	3	10:00	3	08:14	01:46	0-4	-4	2	0	1	0	0.0000
0- McGhee O/ 1- Clark P/ 21- Johnson K/ 34- Clarkson L/ 41- Lauterbach T/	3	08:14	3	07:14	01:00	0-2	-2	1	0	3	0	0.0000
0- McGhee O/ 1- Clark P/ 5- Vaughn Y/ 34- Clarkson L/ 41- Lauterbach T/	3	07:14	3	05:42	01:32	2-3	-1	2	0	0	1	0.6667
1- Clark P/ 5- Vaughn Y/ 20- Taylor C/ 32- Pauley C/ 33- Brunelle S/	3	05:42	3	04:25	01:17	3-5	-2	0	0	0	1	1.5000
1- Clark P/ 20- Taylor C/ 21- Johnson K/ 32- Pauley C/ 33- Brunelle S/	3	04:25	3	02:50	01:35	0-5	-5	3	0	0	0	0.0000
0- McGhee O/ 4- Brown J/ 20- Taylor C/ 21- Johnson K/ 34- Clarkson L/	3	02:50	3	00:29	02:20	9-3	6	3	0	2	2	1.5625
0- McGhee O/ 4- Brown J/ 12- Noyan E/ 21- Johnson K/ 34- Clarkson L/	3	00:29	4	10:00	00:29	0-3	-3	0	0	2	0	0.0000
0- McGhee O/ 1- Clark P/ 12- Noyan E/ 21- Johnson K/ 34- Clarkson L/	4	10:00	4	08:03	01:57	2-2	0	1	1	1	1	0.5000
0- McGhee O/ 1- Clark P/ 20- Taylor C/ 21- Johnson K/ 34- Clarkson L/	4	08:03	4	07:46	00:17	0-0	0	0	0	0	0	0.0000
0- McGhee O/ 1- Clark P/ 14- Lawson K/ 21- Johnson K/ 34- Clarkson L/	4	07:46	4	03:41	04:05	16-6	10	3	3	2	3	1.8265
0- McGhee O/ 1- Clark P/ 12- Noyan E/ 14- Lawson K/ 21- Johnson K/	4	03:41	4	00:09	03:32	9-14	-5	3	1	2	1	1.1250
0- McGhee O/ 1- Clark P/ 5- Vaughn Y/ 12- Noyan E/ 14- Lawson K/	4	00:09	4	00:00	00:09	2-0	2	0	0	0	1	2.0000



**Officials:** Angelica Suffren, Carla Fountain, Mark Berger

**Notre Dame**

Lineup	Time	Score	Score Diff	Pts/Min	Reb	Stl	Tov	Ass	PPP
3- Hidalgo H/ 11- Citron S/ 14- Bransford K/ 21- Westbeld M/ 22- Watson K/	10:52	30-19	11	2.7578	16	3	1	3	1.3228
3- Hidalgo H/ 11- Citron S/ 13- DeWolfe A/ 21- Westbeld M/ 22- Watson K/	08:14	18-8	10	2.1862	8	3	2	7	1.1335
3- Hidalgo H/ 11- Citron S/ 13- DeWolfe A/ 14- Bransford K/ 21- Westbeld M/	06:34	10-12	-2	1.5225	4	1	5	1	0.7692
3- Hidalgo H/ 11- Citron S/ 13- DeWolfe A/ 15- Marshall N/ 21- Westbeld M/	02:32	6-7	-1	2.3684	2	0	1	1	1.2605
3- Hidalgo H/ 10- Obinma B/ 11- Citron S/ 14- Bransford K/ 21- Westbeld M/	02:08	5-7	-2	2.3438	2	0	0	2	1.2500
3- Hidalgo H/ 10- Obinma B/ 11- Citron S/ 13- DeWolfe A/ 21- Westbeld M/	01:57	2-2	0	1.0256	1	0	1	1	0.6667
3- Hidalgo H/ 11- Citron S/ 13- DeWolfe A/ 14- Bransford K/ 15- Marshall N/	01:37	4-5	-1	2.4742	0	0	0	0	1.4493
3- Hidalgo H/ 13- DeWolfe A/ 14- Bransford K/ 21- Westbeld M/ 22- Watson K/	01:23	7-2	5	5.0481	0	2	0	1	1.8617
11- Citron S/ 13- DeWolfe A/ 14- Bransford K/ 15- Marshall N/ 21- Westbeld M/	01:18	0-3	-3	0.0000	0	1	2	0	0.0000
3- Hidalgo H/ 13- DeWolfe A/ 14- Bransford K/ 15- Marshall N/ 21- Westbeld M/	01:04	0-2	-2	0.0000	0	1	1	0	0.0000
3- Hidalgo H/ 11- Citron S/ 14- Bransford K/ 15- Marshall N/ 21- Westbeld M/	00:58	3-0	3	3.0717	1	2	0	0	1.8293
11- Citron S/ 13- DeWolfe A/ 14- Bransford K/ 21- Westbeld M/ 22- Watson K/	00:57	0-2	-2	0.0000	1	0	1	0	0.0000
11- Citron S/ 13- DeWolfe A/ 14- Bransford K/ 15- Marshall N/ 22- Watson K/	00:12	1-4	-3	5.0000	0	0	0	0	1.1364
3- Hidalgo H/ 11- Citron S/ 13- DeWolfe A/ 14- Bransford K/ 22- Watson K/	00:12	0-3	-3	0.0000	0	0	1	0	0.0000



**Officials:** Angelica Suffren, Carla Fountain, Mark Berger

**Virginia**

Lineup	Time	Score	Score Diff	Pts/Min	Reb	Stl	Tov	Ass	PPP
0- McGhee O/ 20- Taylor C/ 21- Johnson K/ 23- Smith A/ 34- Clarkson L/	05:37	9-13	-4	1.6024	6	0	1	3	0.9109
0- McGhee O/ 1- Clark P/ 12- Noyan E/ 14- Lawson K/ 21- Johnson K/	05:24	13-14	-1	2.4074	4	2	3	2	1.1818
0- McGhee O/ 1- Clark P/ 14- Lawson K/ 21- Johnson K/ 34- Clarkson L/	04:05	16-6	10	3.9184	3	3	2	3	1.8265
0- McGhee O/ 4- Brown J/ 20- Taylor C/ 21- Johnson K/ 34- Clarkson L/	02:20	9-3	6	3.8434	3	0	2	2	1.5625
0- McGhee O/ 1- Clark P/ 5- Vaughn Y/ 33- Brunelle S/ 41- Lauterbach T/	02:08	7-5	2	3.2812	2	0	0	2	1.4344
4- Brown J/ 5- Vaughn Y/ 32- Pauley C/ 33- Brunelle S/ 41- Lauterbach T/	01:57	4-2	2	2.0513	2	0	0	0	1.3889
0- McGhee O/ 1- Clark P/ 12- Noyan E/ 21- Johnson K/ 34- Clarkson L/	01:57	2-2	0	1.0256	1	1	1	1	0.5000
1- Clark P/ 4- Brown J/ 12- Noyan E/ 21- Johnson K/ 33- Brunelle S/	01:56	2-8	-6	1.0345	1	0	3	0	0.4098
4- Brown J/ 21- Johnson K/ 32- Pauley C/ 33- Brunelle S/ 41- Lauterbach T/	01:51	0-2	-2	0.0000	2	0	3	0	0.0000
1- Clark P/ 20- Taylor C/ 21- Johnson K/ 32- Pauley C/ 33- Brunelle S/	01:35	0-5	-5	0.0000	3	0	0	0	0.0000
0- McGhee O/ 1- Clark P/ 21- Johnson K/ 33- Brunelle S/ 41- Lauterbach T/	01:32	2-2	0	1.3043	2	1	1	0	0.6667
0- McGhee O/ 1- Clark P/ 5- Vaughn Y/ 34- Clarkson L/ 41- Lauterbach T/	01:32	2-3	-1	1.3043	2	0	0	1	0.6667
1- Clark P/ 20- Taylor C/ 21- Johnson K/ 23- Smith A/ 33- Brunelle S/	01:20	3-2	1	2.2500	1	0	0	1	1.5000
1- Clark P/ 5- Vaughn Y/ 20- Taylor C/ 32- Pauley C/ 33- Brunelle S/	01:17	3-5	-2	2.3377	0	0	0	1	1.5000
0- McGhee O/ 1- Clark P/ 12- Noyan E/ 20- Taylor C/ 21- Johnson K/	01:15	2-2	0	1.5979	2	0	0	0	1.0638
0- McGhee O/ 1- Clark P/ 21- Johnson K/ 34- Clarkson L/ 41- Lauterbach T/	01:00	0-2	-2	0.0000	1	0	3	0	0.0000
0- McGhee O/ 1- Clark P/ 12- Noyan E/ 21- Johnson K/ 33- Brunelle S/	00:52	0-3	-3	0.0000	1	0	1	0	0.0000
1- Clark P/ 20- Taylor C/ 21- Johnson K/ 23- Smith A/ 34- Clarkson L/	00:45	0-0	0	0.0000	1	0	1	0	0.0000
0- McGhee O/ 4- Brown J/ 12- Noyan E/ 21- Johnson K/ 34- Clarkson L/	00:29	0-3	-3	0.0000	0	0	2	0	0.0000
0- McGhee O/ 4- Brown J/ 14- Lawson K/ 21- Johnson K/ 33- Brunelle S/	00:23	0-2	-2	0.0000	0	0	0	0	0.0000
0- McGhee O/ 1- Clark P/ 14- Lawson K/ 21- Johnson K/ 33- Brunelle S/	00:17	0-2	-2	0.0000	0	0	0	0	0.0000
0- McGhee O/ 1- Clark P/ 20- Taylor C/ 21- Johnson K/ 34- Clarkson L/	00:17	0-0	0	0.0000	0	0	0	0	0.0000
0- McGhee O/ 1- Clark P/ 5- Vaughn Y/ 12- Noyan E/ 14- Lawson K/	00:09	2-0	2	13.3333	0	0	0	1	2.0000