



Officials: Maj Forsberg, Pualani Spurlock-Welsh, Katie Lukanich

North Carolina - 61

Record: 11-4 (3-0)

NO.	Name	C/G	Min	FG	3P	FT	Rebounds			Fouls		TP	AS	TO	ST	Blocks		+/-
				M-A	M-A	M-A	OR	DR	TOT	PF	FD					BS	BA	
5	Maria Gakdeng	C	28:55	3-5	0-0	2-4	1	3	4	1	4	8	2	0	0	2	0	-2
1	Alyssa Ustby	G	37:34	3-10	0-0	1-4	4	7	11	2	2	7	3	3	2	0	0	6
2	Paulina Paris	G	12:03	1-1	1-1	0-0	0	2	2	1	0	3	0	1	0	0	0	-10
20	Lexi Donarski	G	40:00	4-11	3-8	2-2	1	5	6	2	2	13	0	0	2	0	0	4
25	Deja Kelly	G	26:55	3-14	0-2	0-4	1	5	6	4	3	6	1	5	1	0	1	-1
24	Indya Nivar		26:36	7-11	0-3	2-3	1	4	5	4	2	16	2	0	5	1	0	20
13	Teonni Key		02:26	1-1	0-0	0-0	0	1	1	0	0	2	0	1	0	1	0	-2
31	Anya Poole		11:03	1-3	0-0	0-0	3	2	5	1	1	2	0	0	1	1	1	6
10	Reniya Kelly		14:28	1-6	0-1	2-2	1	3	4	0	1	4	1	2	1	0	0	-1
Team							1	2	3			0		0				
Totals				24-62	4-15	9-19	13	34	47	15	15	61	9	12	12	5	2	4

Technical Fouls::NONE

Shooting By Period		
1st FG%	9-17	52.9%
3PT%	2-4	50.0%
FT%	0-2	0%
2nd FG%	5-14	35.7%
3PT%	1-3	33.3%
FT%	0-2	0%
3rd FG%	5-18	27.8%
3PT%	1-5	20.0%
FT%	3-4	75%
4th FG%	5-13	38.5%
3PT%	0-3	0.0%
FT%	6-11	54.5%
GM FG%	24-62	38.7%
3PT%	4-15	26.7%
FT%	9-19	47.4%

Dead Ball Rebounds: 6, 0

Notre Dame - 57

Record: 10-3 (1-2)

NO.	Name	C/G	Min	FG	3P	FT	Rebounds			Fouls		TP	AS	TO	ST	Blocks		+/-
				M-A	M-A	M-A	OR	DR	TOT	PF	FD					BS	BA	
22	Kylee Watson	F	34:57	0-2	0-0	1-2	3	4	7	4	1	1	0	2	0	2	0	0
3	Hannah Hidalgo	G	39:13	6-16	0-3	5-8	0	11	11	3	7	17	4	5	4	0	0	-2
11	Sonia Citron	G	37:59	5-13	3-7	5-6	1	6	7	1	4	18	2	5	0	0	0	-6
13	Anna DeWolfe	G	38:37	3-13	1-6	0-0	1	1	2	1	0	7	2	1	0	0	1	-4
14	KK Bransford	G	33:01	4-13	1-2	3-5	3	2	5	3	3	12	2	1	3	0	4	1
15	Natalija Marshall		16:13	1-4	0-0	0-0	0	1	1	3	0	2	0	0	0	0	0	-9
Team							5	3	8			0		0				
Totals				19-61	5-18	14-21	13	28	41	15	15	57	10	14	7	2	5	-4

Technical Fouls::NONE

Shooting By Period		
1st FG%	5-16	31.3%
3PT%	1-3	33.3%
FT%	1-2	50%
2nd FG%	4-15	26.7%
3PT%	0-5	0.0%
FT%	8-9	88.9%
3rd FG%	6-12	50.0%
3PT%	3-5	60.0%
FT%	3-5	60%
4th FG%	4-18	22.2%
3PT%	1-5	20.0%
FT%	2-5	40%
GM FG%	19-61	31.1%
3PT%	5-18	27.8%
FT%	14-21	66.7%

Dead Ball Rebounds: 2, 1

	UNC	UND
Biggest lead	12 (1 st 0:49)	7 (3 rd 1:46)
Best Scoring Run	15(4 th 6:13)	9(2 nd 4:33)
Lead Changes	4	
Times Tied	3	
Time with Lead	27:11	10:21

Points from	UNC	UND
Turnovers	13	7
Paint	36	20
Second Chance	18	7
Fast Breaks	7	11
Bench	24	2

	Period by Period Scoring				
	1st	2nd	3rd	4th	TOT
UNC	20	11	14	16	61
UND	12	16	18	11	57



Officials: Maj Forsberg, Pualani Spurlock-Welsh, Katie Lukanich

Period 1

Quarter Starters:

UND	3 Hidalgo H	11 Citron S	13 DeWolfe A	14 Bransford K	22 Watson K
UNC	1 Ustby A	2 Paris P	5 Gakdeng M	20 Donarski L	25 Kelly D

Game Time	UND	Score	Diff	UNC
10:00	22 WATSON K jumpball lost			5 GAKDENG M jumpball won
09:43		0-2	-2	5 GAKDENG M 2pt FG in the paint, layup made (2)
09:43				1 USTBY A assist (1)
09:21	11 CITRON S turnover bad pass (1)			20 DONARSKI L steal (1)
09:21	3 HIDALGO H foul personal (1 - 1)			20 DONARSKI L foul drawn (1)
09:11				1 USTBY A 2pt FG from turnover outside the paint, jump shot missed
09:08				25 KELLY D offensive rebound (1)
08:57		0-4	-4	25 KELLY D 2pt FG from turnover second chance in the paint, layup made (2)
08:39	3 HIDALGO H 2pt FG outside the paint, pull up jump shot missed			
08:36				5 GAKDENG M defensive rebound (1)
08:30		0-6	-6	25 KELLY D 2pt FG in the paint, driving layup made (4)
08:00	3 HIDALGO H 2pt FG outside the paint, pull up jump shot made (2)	2-6	-4	
07:49				25 KELLY D 2pt FG in the paint, layup blocked
07:49	22 WATSON K block (1)			
07:45	3 HIDALGO H defensive rebound (1)			
07:41	13 DEWOLFE A 3pt FG , jump shot missed			
07:39				defensive rebound (3)
07:27				1 USTBY A 2pt FG outside the paint, turnaround jump shot missed
07:24	13 DEWOLFE A defensive rebound (1)			
07:19	13 DEWOLFE A 2pt FG fast break in the paint, driving layup made (2)	4-6	-2	
07:06				1 USTBY A 2pt FG in the paint, jump shot missed
07:03	11 CITRON S defensive rebound (1)			
06:58	3 HIDALGO H 2pt FG fast break in the paint, floating jump shot made (4)	6-6	0	
06:58	13 DEWOLFE A assist (1)			
06:36	3 HIDALGO H foul drawn (1)			1 USTBY A foul offensive (1 - 1)
06:36				1 USTBY A turnover offensive (1)
06:36	14 BRANSFORD K substitution out			
06:36	15 MARSHALL N substitution in			
06:36				25 KELLY D substitution out
06:36				24 NIVAR I substitution in
06:20	15 MARSHALL N 2pt FG from turnover outside the paint, jump shot made (2)	8-6	2	
06:20	3 HIDALGO H assist (1)			
06:01		8-9	-1	2 PARIS P 3pt FG , jump shot made (3)
05:44	11 CITRON S 2pt FG outside the paint, jump shot missed			
05:42				2 PARIS P defensive rebound (1)
05:31	11 CITRON S substitution out			
05:31	14 BRANSFORD K substitution in			
05:14				24 NIVAR I 3pt FG , jump shot missed



Officials: Maj Forsberg, Pualani Spurlock-Welsh, Katie Lukanich

Game Time	UND	Score	Diff	UNC
05:11	14 BRANSFORD K defensive rebound (1)			
05:07	13 DEWOLFE A 2pt FG in the paint, driving layup missed			
05:06	offensive rebound (5)			
05:06	13 DEWOLFE A substitution out			
05:06	11 CITRON S substitution in			
04:50	3 HIDALGO H turnover bad pass (1)			24 NIVAR I steal (1)
04:47	Timeout media			
04:47				2 PARIS P substitution out
04:47				25 KELLY D substitution in
04:31	14 BRANSFORD K foul personal (1 - 2)			25 KELLY D foul drawn (1)
04:15				20 DONARSKI L 3pt FG from turnover, jump shot missed
04:11				24 NIVAR I offensive rebound (1)
04:11				24 NIVAR I 2pt FG from turnover second chance in the paint, layup missed
04:08	11 CITRON S defensive rebound (2)			
03:54	14 BRANSFORD K 3pt FG , jump shot missed			
03:51				5 GAKDENG M defensive rebound (2)
03:43	15 MARSHALL N foul shooting (1 - 3)			25 KELLY D foul drawn (2)
03:43	15 MARSHALL N substitution out			
03:43	13 DEWOLFE A substitution in			
03:43				25 KELLY D free throw 1 - 2 missed
03:43				offensive dead ball rebound (1)
03:43				25 KELLY D free throw 2 - 2 missed
03:41				20 DONARSKI L offensive rebound (1)
03:32		8-11	-3	5 GAKDENG M 2pt FG second chance in the paint, jump shot made (4)
03:18	11 CITRON S turnover lost ball (2)			24 NIVAR I steal (2)
03:14		8-13	-5	24 NIVAR I 2pt FG fast break from turnover in the paint, driving layup made (2)
02:56	22 WATSON K turnover lost ball (1)			24 NIVAR I steal (3)
02:52		8-16	-8	20 DONARSKI L 3pt FG fast break from turnover, jump shot made (3)
02:52				24 NIVAR I assist (1)
02:50	Timeout 60 Sec			
02:50	22 WATSON K substitution out			
02:50	15 MARSHALL N substitution in			
02:25	15 MARSHALL N 2pt FG in the paint, driving layup missed			
02:22				1 USTBY A defensive rebound (1)
02:18	14 BRANSFORD K steal (1)			25 KELLY D turnover lost ball (1)
02:14	14 BRANSFORD K 2pt FG from turnover in the paint, driving layup blocked			
02:14				24 NIVAR I block (1)
02:14	offensive rebound (7)			
02:12	11 CITRON S 2pt FG from turnover second chance outside the paint, jump shot missed			
02:08				1 USTBY A defensive rebound (2)
02:04		8-18	-10	20 DONARSKI L 2pt FG fast break outside the paint, pull up jump shot made (5)
01:46	3 HIDALGO H 2pt FG outside the paint, jump shot missed			
01:44				defensive rebound (10)



Official Basketball Play by Play - 1st Period
North Carolina at Notre Dame
 01/07/24 Purcell Pavilion at the Joyce Center, Notre Dame, Ind.
 2023-24 Women's Basketball

Game Time: 5:00 PM
Game Duration: 1:56
Attendance: 6,418

Officials: Maj Forsberg, Pualani Spurlock-Welsh, Katie Lukanich

Game Time	UND	Score	Diff	UNC
01:44	15 MARSHALL N substitution out			
01:44	22 WATSON K substitution in			
01:29				1 USTBY A turnover travel (2)
01:29				1 USTBY A substitution out
01:29				13 KEY T substitution in
01:08	22 WATSON K 2pt FG from turnover in the paint, jump shot missed			
01:06	22 WATSON K offensive rebound (1)			
00:58	13 DEWOLFE A 2pt FG from turnover second chance outside the paint, pull up jump shot missed			
00:55				24 NIVAR I defensive rebound (2)
00:49		8-20	-12	13 KEY T 2pt FG in the paint, layup made (2)
00:49				5 GAKDENG M assist (1)
00:34	11 CITRON S 3pt FG , jump shot made (3)	11-20	-9	
00:22				25 KELLY D 2pt FG outside the paint, pull up jump shot missed
00:19	11 CITRON S defensive rebound (3)			
00:02	3 HIDALGO H foul drawn (2)			24 NIVAR I foul shooting (1 - 2)
00:02	3 HIDALGO H free throw 1 - 2 made (5)	12-20	-8	
00:02	3 HIDALGO H free throw 2 - 2 missed			
00:01				13 KEY T defensive rebound (1)
END OF PERIOD				
UND 12-20 UNC				



Officials: Maj Forsberg, Pualani Spurlock-Welsh, Katie Lukanich

North Carolina - 20

NO.	Name	C/G	Min	FG			Rebounds			Fouls		TP	AS	TO	ST	Blocks		+/-
				M-A	3P	FT	OR	DR	TOT	PF	FD					BS	BA	
5	Maria Gakdeng	C	10:00	2-2	0-0	0-0	0	2	2	0	0	4	1	0	0	0	0	8
1	Alyssa Ustby	G	08:31	0-3	0-0	0-0	0	2	2	1	0	0	1	2	0	0	0	10
2	Paulina Paris	G	05:13	1-1	1-1	0-0	0	1	1	0	0	3	0	0	0	0	0	1
20	Lexi Donarski	G	10:00	2-3	1-2	0-0	1	0	1	0	1	5	0	0	1	0	0	8
25	Deja Kelly	G	08:11	2-4	0-0	0-2	1	0	1	0	2	4	0	1	0	0	1	7
24	Indya Nivar		06:36	1-3	0-1	0-0	1	1	2	1	0	2	1	0	3	1	0	8
13	Teonni Key		01:29	1-1	0-0	0-0	0	1	1	0	0	2	0	0	0	0	0	-2
Team							0	2	2			0		0				
Totals				9-17	2-4	0-2	3	9	12	2	3	20	3	3	4	1	1	8

Shooting By Period		
1st FG%	9-17	52.9%
3PT%	2-4	50.0%
FT%	0-2	0%
GM FG%	9-17	52.9%
3PT%	2-4	50.0%
FT%	0-2	0.0%

Dead Ball Rebounds: 1, 0

Technical Fouls::NONE

Notre Dame - 12

NO.	Name	C/G	Min	FG			Rebounds			Fouls		TP	AS	TO	ST	Blocks		+/-
				M-A	3P	FT	OR	DR	TOT	PF	FD					BS	BA	
22	Kylee Watson	F	08:54	0-1	0-0	0-0	1	0	1	0	0	0	0	1	0	1	0	-6
3	Hannah Hidalgo	G	10:00	2-4	0-0	1-2	0	1	1	1	2	5	1	1	0	0	0	-8
11	Sonia Citron	G	09:35	1-3	1-1	0-0	0	3	3	0	0	3	0	2	0	0	0	-8
13	Anna DeWolfe	G	08:37	1-4	0-1	0-0	0	1	1	0	0	2	1	0	0	0	0	-8
14	KK Bransford	G	08:55	0-2	0-1	0-0	0	1	1	1	0	0	0	0	1	0	1	-7
15	Natalija Marshall		03:59	1-2	0-0	0-0	0	0	0	1	0	2	0	0	0	0	0	-3
Team							2	0	2			0		0				
Totals				5-16	1-3	1-2	3	6	9	3	2	12	2	4	1	1	1	-8

Shooting By Period		
1st FG%	5-16	31.3%
3PT%	1-3	33.3%
FT%	1-2	50%
GM FG%	5-16	31.3%
3PT%	1-3	33.3%
FT%	1-2	50.0%

Dead Ball Rebounds: 0, 0

Technical Fouls::NONE

	UNC	UND
Biggest lead	12 (1 st 0:49)	2 (1 st 6:20)
Best Scoring Run	14(1 st 0:49)	8(1 st 6:20)
Lead Changes	2	
Times Tied	1	
Time with Lead	08:46	00:19

Points from	UNC	UND
Turnovers	7	2
Paint	12	4
Second Chance	4	0
Fast Breaks	7	4
Bench	4	2

	Period by Period Scoring				
	1st	2nd	3rd	4th	TOT
UNC	20	11	14	16	61
UND	12	16	18	11	57



Officials: Maj Forsberg, Pualani Spurlock-Welsh, Katie Lukanich

Period 2

Quarter Starters:

UND	3 Hidalgo H	11 Citron S	13 DeWolfe A	14 Bransford K	15 Marshall N
UNC	5 Gakdeng M	13 Key T	20 Donarski L	24 Nivar I	25 Kelly D

Game Time	UND	Score	Diff	UNC
10:00	22 WATSON K substitution out			
10:00	15 MARSHALL N substitution in			
09:50	14 BRANSFORD K 2pt FG in the paint, driving layup blocked			
09:50				13 KEY T block (1)
09:50	offensive rebound (10)			
09:30	3 HIDALGO H turnover bad pass (2)			
09:03				13 KEY T turnover bad pass (1)
09:03				5 GAKDENG M substitution out
09:03				13 KEY T substitution out
09:03				1 USTBY A substitution in
09:03				31 POOLE A substitution in
08:36	11 CITRON S 3pt FG from turnover, jump shot missed			
08:32				31 POOLE A defensive rebound (1)
08:29				20 DONARSKI L 3pt FG , jump shot missed
08:24	11 CITRON S defensive rebound (4)			
08:07	11 CITRON S 2pt FG outside the paint, jump shot missed			
08:04				25 KELLY D defensive rebound (2)
07:53		12-22	-10	1 USTBY A 2pt FG in the paint, layup made (2)
07:53				24 NIVAR I assist (2)
07:31	15 MARSHALL N 2pt FG in the paint, layup missed			
07:28	14 BRANSFORD K offensive rebound (2)			
07:28	14 BRANSFORD K foul drawn (1)			31 POOLE A foul shooting (1 - 1)
07:28	11 CITRON S substitution out			
07:28	22 WATSON K substitution in			
07:28				24 NIVAR I substitution out
07:28				10 KELLY R substitution in
07:28	14 BRANSFORD K free throw 1 - 2 made (1)	13-22	-9	
07:28	14 BRANSFORD K free throw 2 - 2 made (2)	14-22	-8	
07:14	3 HIDALGO H steal (1)			25 KELLY D turnover lost ball (2)
07:02	3 HIDALGO H turnover lost ball (3)			10 KELLY R steal (1)
07:02				Timeout 30 Sec
07:02	15 MARSHALL N substitution out			
07:02	11 CITRON S substitution in			
07:02				25 KELLY D substitution out
07:02				2 PARIS P substitution in
06:45				1 USTBY A 2pt FG from turnover outside the paint, jump shot missed
06:42	11 CITRON S defensive rebound (5)			
06:25	11 CITRON S 2pt FG in the paint, layup made (5)	16-22	-6	
06:25	14 BRANSFORD K assist (1)			
06:18				10 KELLY R 2pt FG outside the paint, pull up jump shot missed
06:13	3 HIDALGO H defensive rebound (2)			
06:09	11 CITRON S 3pt FG , jump shot missed			



Officials: Maj Forsberg, Pualani Spurlock-Welsh, Katie Lukanich

Game Time	UND	Score	Diff	UNC
06:05				10 KELLY R defensive rebound (1)
05:55				1 USTBY A 2pt FG in the paint, layup missed
05:52				31 POOLE A offensive rebound (2)
05:52				31 POOLE A 2pt FG second chance in the paint, jump shot blocked
05:52	22 WATSON K block (2)			
05:52				offensive rebound (17)
05:52	14 BRANSFORD K substitution out			
05:52	15 MARSHALL N substitution in			
05:52				31 POOLE A substitution out
05:52				5 GAKDENG M substitution in
05:40				10 KELLY R 2pt FG second chance outside the paint, jump shot missed
05:37	3 HIDALGO H defensive rebound (3)			
05:31	3 HIDALGO H 2pt FG in the paint, driving layup missed			
05:28				2 PARIS P defensive rebound (2)
05:08	3 HIDALGO H steal (2)			2 PARIS P turnover bad pass (1)
05:04	3 HIDALGO H 2pt FG fast break from turnover in the paint, driving layup made (7)	18-22	-4	
04:42	15 MARSHALL N foul shooting (2 - 1)			1 USTBY A foul drawn (1)
04:42	15 MARSHALL N substitution out			
04:42	14 BRANSFORD K substitution in			
04:42				2 PARIS P substitution out
04:42				10 KELLY R substitution out
04:42				24 NIVAR I substitution in
04:42				25 KELLY D substitution in
04:42				1 USTBY A free throw 1 - 2 missed
04:42				offensive dead ball rebound (2)
04:42				1 USTBY A free throw 2 - 2 missed
04:40	14 BRANSFORD K defensive rebound (3)			
04:34	3 HIDALGO H foul drawn (3)			24 NIVAR I foul shooting (2 - 2)
04:33	3 HIDALGO H free throw 1 - 3 made (8)	19-22	-3	
04:33	3 HIDALGO H free throw 2 - 3 made (9)	20-22	-2	
04:33	3 HIDALGO H free throw 3 - 3 made (10)	21-22	-1	
04:17		21-24	-3	5 GAKDENG M 2pt FG in the paint, layup made (6)
04:17				1 USTBY A assist (2)
03:52	11 CITRON S turnover bad pass (3)			
03:39		21-26	-5	24 NIVAR I 2pt FG from turnover in the paint, driving layup made (4)
03:39				25 KELLY D assist (1)
03:06	14 BRANSFORD K 2pt FG in the paint, layup made (4)	23-26	-3	
03:06	3 HIDALGO H assist (2)			
02:53				25 KELLY D 3pt FG , jump shot missed
02:49				1 USTBY A offensive rebound (3)
02:49		23-28	-5	1 USTBY A 2pt FG second chance in the paint, layup made (4)
02:27	3 HIDALGO H 3pt FG , jump shot missed			
02:23	14 BRANSFORD K offensive rebound (4)			
02:22	14 BRANSFORD K 2pt FG second chance in the paint, jump shot blocked			
02:22				5 GAKDENG M block (1)
02:21	offensive rebound (18)			



Official Basketball Play by Play - 2nd Period
North Carolina at Notre Dame
 01/07/24 Purcell Pavilion at the Joyce Center, Notre Dame, Ind.
 2023-24 Women's Basketball

Game Time: 5:00 PM
Game Duration: 1:56
Attendance: 6,418

Officials: Maj Forsberg, Pualani Spurlock-Welsh, Katie Lukanich

Game Time	UND	Score	Diff	UNC
02:13	11 CITRON S 3pt FG second chance, jump shot missed			
02:09	13 DEWOLFE A offensive rebound (2)			
02:01	3 HIDALGO H 3pt FG second chance, jump shot missed			
01:58				25 KELLY D defensive rebound (3)
01:45				25 KELLY D 2pt FG outside the paint, pull up jump shot missed
01:41	3 HIDALGO H defensive rebound (4)			
01:34	11 CITRON S foul drawn (1)			24 NIVAR I foul shooting (3 - 3)
01:34				24 NIVAR I substitution out
01:34				10 KELLY R substitution in
01:34	11 CITRON S free throw 1 - 2 made (6)	24-28	-4	
01:34	11 CITRON S free throw 2 - 2 made (7)	25-28	-3	
01:19		25-31	-6	20 DONARSKI L 3pt FG , jump shot made (8)
01:19				1 USTBY A assist (3)
00:46	3 HIDALGO H foul drawn (4)			20 DONARSKI L foul personal (1 - 4)
00:33	14 BRANSFORD K 2pt FG outside the paint, jump shot missed			
00:30	22 WATSON K offensive rebound (2)			
00:28	22 WATSON K foul drawn (1)			5 GAKDENG M foul shooting (1 - 5)
00:28	22 WATSON K free throw 1 - 2 made (1)	26-31	-5	
00:28	22 WATSON K free throw 2 - 2 missed			
00:27	11 CITRON S offensive rebound (6)			
00:26	14 BRANSFORD K 2pt FG second chance in the paint, layup made (6)	28-31	-3	
00:26	11 CITRON S assist (1)			
00:06				25 KELLY D 2pt FG outside the paint, pull up jump shot missed
00:02	3 HIDALGO H defensive rebound (5)			
END OF PERIOD				
UND 28-31 UNC				



Officials: Maj Forsberg, Pualani Spurlock-Welsh, Katie Lukanich

North Carolina - 11

NO.	Name	C	Min	FG			Rebounds			Fouls		TP	AS	TO	ST	Blocks		+/-
				M-A	M-A	M-A	OR	DR	TOT	PF	FD					BS	BA	
5	Maria Gakdeng	C	06:49	1-1	0-0	0-0	0	0	0	1	0	2	0	0	0	1	0	-3
1	Alyssa Ustby	G	09:03	2-4	0-0	0-2	1	0	1	0	1	4	2	0	0	0	0	-5
2	Paulina Paris	G	02:20	0-0	0-0	0-0	0	1	1	0	0	0	0	1	0	0	0	-4
20	Lexi Donarski	G	10:00	1-2	1-2	0-0	0	0	0	1	0	3	0	0	0	0	0	-5
25	Deja Kelly	G	07:40	0-3	0-1	0-0	0	2	2	0	0	0	1	1	0	0	0	-1
13	Teonni Key		00:57	0-0	0-0	0-0	0	0	0	0	0	0	0	1	0	1	0	0
31	Anya Poole		03:11	0-1	0-0	0-0	1	1	2	1	0	0	0	0	0	0	1	-2
10	Reniya Kelly		04:20	0-2	0-0	0-0	0	1	1	0	0	0	0	0	1	0	0	-8
24	Indya Nivar		05:40	1-1	0-0	0-0	0	0	0	2	0	2	1	0	0	0	0	3
Team							1	0	1			0		0				
Totals				5-14	1-3	0-2	3	5	8	5	1	11	4	3	1	2	1	-5

Shooting By Period		
2 nd FG%	5-14	35.7%
3PT%	1-3	33.3%
FT%	0-2	0%
GM FG%	5-14	35.7%
3PT%	1-3	33.3%
FT%	0-2	0.0%

Dead Ball Rebounds: 1, 0

Technical Fouls::NONE

Notre Dame - 16

NO.	Name	F	Min	FG			Rebounds			Fouls		TP	AS	TO	ST	Blocks		+/-
				M-A	M-A	M-A	OR	DR	TOT	PF	FD					BS	BA	
22	Kylee Watson	F	07:28	0-0	0-0	1-2	1	0	1	0	1	1	0	0	0	1	0	7
3	Hannah Hidalgo	G	10:00	1-4	0-2	3-3	0	4	4	0	2	5	1	2	2	0	0	5
11	Sonia Citron	G	09:34	1-5	0-3	2-2	1	2	3	0	1	4	1	1	0	0	0	3
13	Anna DeWolfe	G	10:00	0-0	0-0	0-0	1	0	1	0	0	0	0	0	0	0	0	5
14	KK Bransford	G	08:50	2-5	0-0	2-2	2	1	3	0	1	6	1	0	0	0	2	3
15	Natalija Marshall		04:08	0-1	0-0	0-0	0	0	0	1	0	0	0	0	0	0	0	2
Team							2	0	2			0		0				
Totals				4-15	0-5	8-9	7	7	14	1	5	16	3	3	2	1	2	5

Shooting By Period		
2 nd FG%	4-15	26.7%
3PT%	0-5	0.0%
FT%	8-9	88.9%
GM FG%	4-15	26.7%
3PT%	0-5	0.0%
FT%	8-9	88.9%

Dead Ball Rebounds: 0, 0

Technical Fouls::NONE

	UNC	UND
Biggest lead	10 (2 nd 7:53)	0 (1 st 10:00)
Best Scoring Run	4(2 nd 3:39)	9(2 nd 4:33)
Lead Changes	0	
Times Tied	0	
Time with Lead	09:50	00:00

Points from	UNC	UND
Turnovers	2	2
Paint	8	8
Second Chance	2	5
Fast Breaks	0	2
Bench	2	0

	Period by Period Scoring				
	1st	2nd	3rd	4th	TOT
UNC	20	11	14	16	61
UND	12	16	18	11	57



Officials: Maj Forsberg, Pualani Spurlock-Welsh, Katie Lukanich

North Carolina - 31

NO.	Name	C	Min	FG			Rebounds			Fouls		TP	AS	TO	ST	Blocks		+/-
				M-A	M-A	M-A	OR	DR	TOT	PF	FD					BS	BA	
5	Maria Gakdeng	C	16:49	3-3	0-0	0-0	0	2	2	1	0	6	1	0	0	1	0	5
1	Alyssa Ustby	G	17:34	2-7	0-0	0-2	1	2	3	1	1	4	3	2	0	0	0	5
2	Paulina Paris	G	07:33	1-1	1-1	0-0	0	2	2	0	0	3	0	1	0	0	0	-3
20	Lexi Donarski	G	20:00	3-5	2-4	0-0	1	0	1	1	1	8	0	0	1	0	0	3
25	Deja Kelly	G	15:51	2-7	0-1	0-2	1	2	3	0	2	4	1	2	0	0	1	6
24	Indya Nivar		12:16	2-4	0-1	0-0	1	1	2	3	0	4	2	0	3	1	0	11
13	Teonni Key		02:26	1-1	0-0	0-0	0	1	1	0	0	2	0	1	0	1	0	-2
31	Anya Poole		03:11	0-1	0-0	0-0	1	1	2	1	0	0	0	0	0	0	1	-2
10	Reniya Kelly		04:20	0-2	0-0	0-0	0	1	1	0	0	0	0	0	1	0	0	-8
Team							1	2	3			0		0				
Totals				14-31	3-7	0-4	6	14	20	7	4	31	7	6	5	3	2	3

Shooting By Period		
1 st FG%	9-17	52.9%
3PT%	2-4	50.0%
FT%	0-2	0%
2 nd FG%	5-14	35.7%
3PT%	1-3	33.3%
FT%	0-2	0%
GM FG%	14-31	45.2%
3PT%	3-7	42.9%
FT%	0-4	0.0%

Dead Ball Rebounds: 2, 0

Technical Fouls::NONE

Notre Dame - 28

NO.	Name	F	Min	FG			Rebounds			Fouls		TP	AS	TO	ST	Blocks		+/-
				M-A	M-A	M-A	OR	DR	TOT	PF	FD					BS	BA	
22	Kylee Watson	F	16:22	0-1	0-0	1-2	2	0	2	0	1	1	0	1	0	2	0	1
3	Hannah Hidalgo	G	20:00	3-8	0-2	4-5	0	5	5	1	4	10	2	3	2	0	0	-3
11	Sonia Citron	G	19:09	2-8	1-4	2-2	1	5	6	0	1	7	1	3	0	0	0	-5
13	Anna DeWolfe	G	18:37	1-4	0-1	0-0	1	1	2	0	0	2	1	0	0	0	0	-3
14	KK Bransford	G	17:45	2-7	0-1	2-2	2	2	4	1	1	6	1	0	1	0	3	-4
15	Natalija Marshall		08:07	1-3	0-0	0-0	0	0	0	2	0	2	0	0	0	0	0	-1
Team							4	0	4			0		0				
Totals				9-31	1-8	9-11	10	13	23	4	7	28	5	7	3	2	3	-3

Shooting By Period		
1 st FG%	5-16	31.3%
3PT%	1-3	33.3%
FT%	1-2	50%
2 nd FG%	4-15	26.7%
3PT%	0-5	0.0%
FT%	8-9	88.9%
GM FG%	9-31	29.0%
3PT%	1-8	12.5%
FT%	9-11	81.8%

Dead Ball Rebounds: 0, 0

Technical Fouls::NONE

	UNC	UND
Biggest lead	12 (1 st 0:49)	2 (1 st 6:20)
Best Scoring Run	14(1 st 0:49)	9(2 nd 4:33)
Lead Changes	2	
Times Tied	1	
Time with Lead	18:46	00:19

Points from	UNC	UND
Turnovers	9	4
Paint	20	12
Second Chance	6	5
Fast Breaks	7	6
Bench	6	2

	Period by Period Scoring				
	1st	2nd	3rd	4th	TOT
UNC	20	11	14	16	61
UND	12	16	18	11	57



Officials: Maj Forsberg, Pualani Spurlock-Welsh, Katie Lukanich

Period 3

Quarter Starters:

UND	3 Hidalgo H	11 Citron S	13 DeWolfe A	14 Bransford K	22 Watson K
UNC	1 Ustby A	2 Paris P	5 Gakdeng M	20 Donarski L	25 Kelly D

Game Time	UND	Score	Diff	UNC
10:00				10 KELLY R substitution out
10:00				2 PARIS P substitution in
09:41	14 BRANSFORD K steal (2)			25 KELLY D turnover bad pass (3)
09:37	14 BRANSFORD K foul drawn (2)			2 PARIS P foul shooting (1 - 1)
09:37	14 BRANSFORD K free throw fast break 1 - 2 missed			
09:37	offensive dead ball rebound (1)			
09:37	14 BRANSFORD K free throw fast break 2 - 2 made (7)	29-31	-2	
09:27				20 DONARSKI L 3pt FG , jump shot missed
09:23	22 WATSON K defensive rebound (3)			
09:14	11 CITRON S 3pt FG , jump shot made (10)	32-31	1	
09:14	14 BRANSFORD K assist (2)			
08:57				1 USTBY A 2pt FG in the paint, hook shot missed
08:54	22 WATSON K defensive rebound (4)			
08:33	11 CITRON S foul drawn (2)			1 USTBY A foul shooting (2 - 2)
08:33	11 CITRON S free throw 1 - 2 made (11)	33-31	2	
08:33	11 CITRON S free throw 2 - 2 missed			
08:32				1 USTBY A defensive rebound (4)
08:27				25 KELLY D 2pt FG outside the paint, pull up jump shot missed
08:24	defensive rebound (26)			
08:09	11 CITRON S turnover bad pass (4)			20 DONARSKI L steal (2)
08:06				1 USTBY A turnover dribbling violation (3)
07:46	3 HIDALGO H 2pt FG from turnover outside the paint, pull up jump shot missed			
07:43				20 DONARSKI L defensive rebound (2)
07:36				25 KELLY D 2pt FG outside the paint, floating jump shot missed
07:31	3 HIDALGO H defensive rebound (6)			
07:32	jump ball situation			
07:26	11 CITRON S foul drawn (3)			25 KELLY D foul personal (1 - 3)
07:09	11 CITRON S 3pt FG , jump shot missed			
07:06				5 GAKDENG M defensive rebound (3)
06:44				5 GAKDENG M 2pt FG in the paint, layup missed
06:41				1 USTBY A offensive rebound (5)
06:41		33-33	0	1 USTBY A 2pt FG second chance in the paint, layup made (6)
06:19	14 BRANSFORD K turnover bad pass (1)			25 KELLY D steal (1)
06:14				25 KELLY D 2pt FG from turnover in the paint, driving layup missed
06:10	3 HIDALGO H defensive rebound (7)			
06:05	3 HIDALGO H 2pt FG fast break in the paint, driving layup made (12)	35-33	2	
05:44	22 WATSON K foul personal (1 - 1)			5 GAKDENG M foul drawn (1)
05:44	14 BRANSFORD K substitution out			
05:44	15 MARSHALL N substitution in			
05:44				25 KELLY D substitution out
05:44				10 KELLY R substitution in



Official Basketball Play by Play - 3rd Period
North Carolina at Notre Dame
 01/07/24 Purcell Pavilion at the Joyce Center, Notre Dame, Ind.
 2023-24 Women's Basketball

Game Time: 5:00 PM
Game Duration: 1:56
Attendance: 6,418

Officials: Maj Forsberg, Pualani Spurlock-Welsh, Katie Lukanich

Game Time	UND	Score	Diff	UNC
05:39				20 DONARSKI L 2pt FG outside the paint, pull up jump shot missed
05:35	3 HIDALGO H defensive rebound (8)			
05:30	3 HIDALGO H 2pt FG in the paint, driving layup made (14)	37-33	4	
05:30	3 HIDALGO H foul drawn (5)			20 DONARSKI L foul shooting (2 - 4)
05:30				2 PARIS P substitution out
05:30				24 NIVAR I substitution in
05:30	3 HIDALGO H free throw 1 - 1 made (15)	38-33	5	
05:30	3 HIDALGO H substitution out			
05:30	14 BRANSFORD K substitution in			
05:15				24 NIVAR I 3pt FG , jump shot missed
05:12				10 KELLY R offensive rebound (2)
05:12		38-35	3	10 KELLY R 2pt FG second chance in the paint, layup made (2)
04:43	jump ball situation			
04:43	22 WATSON K turnover lost ball (2)			1 USTBY A steal (1)
04:43	Timeout media			
04:43	22 WATSON K substitution out			
04:43	3 HIDALGO H substitution in			
04:22				10 KELLY R 3pt FG from turnover, jump shot missed
04:19				1 USTBY A offensive rebound (6)
04:16				20 DONARSKI L 3pt FG from turnover second chance, jump shot missed
04:13	3 HIDALGO H defensive rebound (9)			
04:04	13 DEWOLFE A turnover bad pass (1)			24 NIVAR I steal (4)
03:52				5 GAKDENG M 2pt FG from turnover in the paint, jump shot missed
03:49	15 MARSHALL N defensive rebound (1)			
03:22	14 BRANSFORD K 2pt FG in the paint, turnaround jump shot missed			
03:19				10 KELLY R defensive rebound (3)
03:18				10 KELLY R turnover bad pass (1)
03:18	15 MARSHALL N substitution out			
03:18	22 WATSON K substitution in			
02:54	11 CITRON S 2pt FG from turnover outside the paint, jump shot made (13)	40-35	5	
02:54	13 DEWOLFE A assist (2)			
02:38		40-37	3	24 NIVAR I 2pt FG in the paint, layup made (6)
02:38				5 GAKDENG M assist (2)
02:27	13 DEWOLFE A 3pt FG , jump shot made (5)	43-37	6	
02:27	3 HIDALGO H assist (3)			
02:14	14 BRANSFORD K foul shooting (2 - 2)			10 KELLY R foul drawn (1)
02:14		43-38	5	10 KELLY R free throw 1 - 2 made (3)
02:14		43-39	4	10 KELLY R free throw 2 - 2 made (4)
01:46	11 CITRON S 3pt FG , jump shot made (16)	46-39	7	
01:33	22 WATSON K foul shooting (2 - 3)			5 GAKDENG M foul drawn (2)
01:33				5 GAKDENG M free throw 1 - 2 missed
01:33				offensive dead ball rebound (3)
01:33		46-40	6	5 GAKDENG M free throw 2 - 2 made (7)
01:33				5 GAKDENG M substitution out
01:33				31 POOLE A substitution in
01:25	11 CITRON S turnover lost ball (5)			1 USTBY A steal (2)



Official Basketball Play by Play - 3rd Period
North Carolina at Notre Dame
 01/07/24 Purcell Pavilion at the Joyce Center, Notre Dame, Ind.
 2023-24 Women's Basketball

Game Time: 5:00 PM
Game Duration: 1:56
Attendance: 6,418

Officials: Maj Forsberg, Pualani Spurlock-Welsh, Katie Lukanich

Game Time	UND	Score	Diff	UNC
01:17				10 KELLY R 2pt FG from turnover in the paint, driving layup missed
01:14				31 POOLE A offensive rebound (3)
01:14		46-42	4	31 POOLE A 2pt FG from turnover second chance in the paint, layup made (2)
00:48	14 BRANSFORD K 2pt FG outside the paint, jump shot missed			
00:45				10 KELLY R defensive rebound (4)
00:43	14 BRANSFORD K steal (3)			10 KELLY R turnover lost ball (2)
00:39	14 BRANSFORD K 2pt FG from turnover in the paint, layup blocked			
00:39				31 POOLE A block (1)
00:39	offensive rebound (32)			
00:33	13 DEWOLFE A 3pt FG from turnover second chance, jump shot missed			
00:29				20 DONARSKI L defensive rebound (3)
00:05				1 USTBY A 2pt FG in the paint, hook shot missed
00:04				31 POOLE A offensive rebound (4)
00:04	14 BRANSFORD K foul personal (3 - 4)			31 POOLE A foul drawn (1)
00:04	14 BRANSFORD K substitution out			
00:04	15 MARSHALL N substitution in			
00:00		46-45	1	20 DONARSKI L 3pt FG second chance, jump shot made (11)
00:00				10 KELLY R assist (1)
END OF PERIOD				
UND 46-45 UNC				



Officials: Maj Forsberg, Pualani Spurlock-Welsh, Katie Lukanich

North Carolina - 14

NO.	Name	C/G	Min	FG			Rebounds			Fouls		TP	AS	TO	ST	Blocks		+/-
				M-A	M-A	M-A	OR	DR	TOT	PF	FD					BS	BA	
5	Maria Gakdeng	C	08:27	0-2	0-0	1-2	0	1	1	0	2	1	1	0	0	0	0	-9
1	Alyssa Ustby	G	10:00	1-3	0-0	0-0	2	1	3	1	0	2	0	1	2	0	0	-4
2	Paulina Paris	G	04:30	0-0	0-0	0-0	0	0	0	1	0	0	0	0	0	0	-7	
20	Lexi Donarski	G	10:00	1-4	1-3	0-0	0	2	2	1	0	3	0	0	1	0	-4	
25	Deja Kelly	G	04:16	0-3	0-0	0-0	0	0	0	1	0	0	0	1	1	0	-5	
10	Reniya Kelly		05:44	1-3	0-1	2-2	1	2	3	0	1	4	1	2	0	0	1	
24	Indya Nivar		05:30	1-2	0-1	0-0	0	0	0	0	0	2	0	0	1	0	3	
31	Anya Poole		01:33	1-1	0-0	0-0	2	0	2	0	1	2	0	0	0	1	5	
Team							0	0	0			0						
Totals				5-18	1-5	3-4	5	6	11	4	4	14	2	4	5	1	0	-4

Shooting By Period		
3 rd FG%	5-18	27.8%
3PT%	1-5	20.0%
FT%	3-4	75%
GM FG%	5-18	27.8%
3PT%	1-5	20.0%
FT%	3-4	75.0%

Dead Ball Rebounds: 1, 0

Technical Fouls: NONE

Notre Dame - 18

NO.	Name	C/G	Min	FG			Rebounds			Fouls		TP	AS	TO	ST	Blocks		+/-
				M-A	M-A	M-A	OR	DR	TOT	PF	FD					BS	BA	
22	Kylee Watson	F	08:35	0-0	0-0	0-0	0	2	2	2	0	0	0	1	0	0	0	4
3	Hannah Hidalgo	G	09:13	2-3	0-0	1-1	0	4	4	0	1	5	1	0	0	0	0	6
11	Sonia Citron	G	10:00	3-4	2-3	1-2	0	0	0	0	2	9	0	2	0	0	0	4
13	Anna DeWolfe	G	10:00	1-2	1-2	0-0	0	0	0	0	0	3	1	1	0	0	0	4
14	KK Bransford	G	09:42	0-3	0-0	1-2	0	0	0	2	1	1	1	1	2	0	1	4
15	Natalija Marshall		02:30	0-0	0-0	0-0	0	1	1	0	0	0	0	0	0	0	0	-2
Team							1	1	2			0						
Totals				6-12	3-5	3-5	1	8	9	4	4	18	3	5	2	0	1	4

Shooting By Period		
3 rd FG%	6-12	50.0%
3PT%	3-5	60.0%
FT%	3-5	60%
GM FG%	6-12	50.0%
3PT%	3-5	60.0%
FT%	3-5	60.0%

Dead Ball Rebounds: 1, 0

Technical Fouls: NONE

	UNC	UND
Biggest lead	3 (3 rd 9:37)	7 (3 rd 1:46)
Best Scoring Run	6(3 rd 0:00)	5(3 rd 8:33)
Lead Changes	1	
Times Tied	1	
Time with Lead	00:23	08:38

Points from	UNC	UND
Turnovers	2	3
Paint	8	4
Second Chance	9	0
Fast Breaks	0	3
Bench	8	0

	Period by Period Scoring				
	1st	2nd	3rd	4th	TOT
UNC	20	11	14	16	61
UND	12	16	18	11	57



Officials: Maj Forsberg, Pualani Spurlock-Welsh, Katie Lukanich

Period 4

Quarter Starters:

UND	3 Hidalgo H	11 Citron S	13 DeWolfe A	15 Marshall N	22 Watson K
UNC	1 Ustby A	10 Kelly R	20 Donarski L	24 Nivar I	31 Poole A

Game Time	UND	Score	Diff	UNC
09:46	3 HIDALGO H foul drawn (6)			24 NIVAR I foul personal (4 - 1)
09:37	22 WATSON K 2pt FG in the paint, layup missed			
09:34				1 USTBY A defensive rebound (7)
09:21				10 KELLY R 2pt FG in the paint, floating jump shot missed
09:21	defensive rebound (33)			
09:01	15 MARSHALL N 2pt FG outside the paint, jump shot missed			
08:58				1 USTBY A defensive rebound (8)
08:36		46-47	-1	24 NIVAR I 2pt FG in the paint, driving layup made (8)
08:22	3 HIDALGO H turnover bad pass (4)			31 POOLE A steal (1)
08:14		46-49	-3	24 NIVAR I 2pt FG from turnover in the paint, floating jump shot made (10)
08:03	3 HIDALGO H turnover bad pass (5)			24 NIVAR I steal (5)
07:57				20 DONARSKI L 3pt FG from turnover, jump shot missed
07:54	11 CITRON S defensive rebound (7)			
07:45	3 HIDALGO H 3pt FG , jump shot missed			
07:42				24 NIVAR I defensive rebound (3)
07:25				31 POOLE A 2pt FG outside the paint, jump shot missed
07:22	3 HIDALGO H defensive rebound (10)			
07:15	13 DEWOLFE A 3pt FG , jump shot missed			
07:12	22 WATSON K offensive rebound (5)			
07:10	13 DEWOLFE A 2pt FG second chance in the paint, floating jump shot missed			
07:07				20 DONARSKI L defensive rebound (4)
06:48		46-51	-5	24 NIVAR I 2pt FG in the paint, layup made (12)
06:48	3 HIDALGO H foul shooting (2 - 1)			24 NIVAR I foul drawn (1)
06:48	11 CITRON S substitution out			
06:48	14 BRANSFORD K substitution in			
06:48		46-52	-6	24 NIVAR I free throw 1 - 1 made (13)
06:48				24 NIVAR I substitution out
06:48				25 KELLY D substitution in
06:48	Timeout 30 Sec			
06:24	3 HIDALGO H 2pt FG outside the paint, jump shot missed			
06:21				25 KELLY D defensive rebound (4)
06:13		46-54	-8	25 KELLY D 2pt FG outside the paint, step back jump shot made (6)
05:47	14 BRANSFORD K 3pt FG , jump shot made (10)	49-54	-5	
05:47	3 HIDALGO H assist (4)			
05:38	15 MARSHALL N foul shooting (3 - 2)			1 USTBY A foul drawn (2)
05:38	15 MARSHALL N substitution out			
05:38	11 CITRON S substitution in			
05:38				10 KELLY R substitution out
05:38				24 NIVAR I substitution in
05:38				1 USTBY A free throw 1 - 2 missed
05:38				offensive dead ball rebound (4)



Officials: Maj Forsberg, Pualani Spurlock-Welsh, Katie Lukanich

Game Time	UND	Score	Diff	UNC
05:38		49-55	-6	1 USTBY A free throw 2 - 2 made (7)
05:28	13 DEWOLFE A 2pt FG outside the paint, pull up jump shot missed			
05:25				31 POOLE A defensive rebound (5)
05:18				20 DONARSKI L 2pt FG in the paint, layup missed
05:15	22 WATSON K defensive rebound (6)			
05:02	3 HIDALGO H 2pt FG in the paint, floating jump shot made (17)	51-55	-4	
04:39				24 NIVAR I 3pt FG , jump shot missed
04:37	defensive rebound (38)			
04:37	Timeout media			
04:18	3 HIDALGO H 2pt FG in the paint, layup missed			
04:17	14 BRANSFORD K offensive rebound (5)			
04:17	14 BRANSFORD K 2pt FG second chance in the paint, layup made (12)	53-55	-2	
04:17	14 BRANSFORD K foul drawn (3)			25 KELLY D foul shooting (2 - 2)
04:17	14 BRANSFORD K free throw 1 - 1 missed			
04:15				1 USTBY A defensive rebound (9)
04:00	3 HIDALGO H steal (3)			25 KELLY D turnover lost ball (4)
03:55	3 HIDALGO H 2pt FG from turnover in the paint, driving layup missed			
03:52				20 DONARSKI L defensive rebound (5)
03:44				25 KELLY D 3pt FG , jump shot missed
03:42	defensive dead ball rebound (2)			
03:41				31 POOLE A substitution out
03:41				5 GAKDENG M substitution in
03:41	11 CITRON S foul drawn (4)			25 KELLY D foul intentional (3 - 3)
03:41	11 CITRON S free throw 1 - 2 made (17)	54-55	-1	
03:41	11 CITRON S free throw 2 - 2 made (18)	55-55	0	
03:28	13 DEWOLFE A 3pt FG , jump shot missed			
03:24				24 NIVAR I defensive rebound (4)
03:18	22 WATSON K foul personal (3 - 3)			5 GAKDENG M foul drawn (3)
03:05	3 HIDALGO H steal (4)			25 KELLY D turnover lost ball (5)
02:56	14 BRANSFORD K 2pt FG from turnover in the paint, layup missed			
02:54				1 USTBY A defensive rebound (10)
02:44	22 WATSON K foul shooting (4 - 4)			5 GAKDENG M foul drawn (4)
02:44				5 GAKDENG M free throw 1 - 2 missed
02:44				offensive dead ball rebound (5)
02:44		55-56	-1	5 GAKDENG M free throw 2 - 2 made (8)
02:18	13 DEWOLFE A 3pt FG , jump shot missed			
02:13				20 DONARSKI L defensive rebound (6)
02:03				25 KELLY D 2pt FG outside the paint, pull up jump shot missed
02:00				1 USTBY A offensive rebound (11)
01:44		55-58	-3	24 NIVAR I 2pt FG second chance in the paint, driving layup made (15)
01:30	Timeout 30 Sec			
01:30	14 BRANSFORD K substitution out			
01:30	15 MARSHALL N substitution in			
01:13	11 CITRON S 2pt FG outside the paint, turnaround jump shot missed			
01:09				25 KELLY D defensive rebound (5)



Official Basketball Play by Play - 4th Period
North Carolina at Notre Dame
 01/07/24 Purcell Pavilion at the Joyce Center, Notre Dame, Ind.
 2023-24 Women's Basketball

Game Time: 5:00 PM
Game Duration: 1:56
Attendance: 6,418

Officials: Maj Forsberg, Pualani Spurlock-Welsh, Katie Lukanich

Game Time	UND	Score	Diff	UNC
00:43				25 KELLY D 2pt FG outside the paint, floating jump shot missed
00:41	3 HIDALGO H defensive rebound (11)			
00:19	13 DEWOLFE A 2pt FG in the paint, layup blocked			
00:19				5 GAKDENG M block (2)
00:16				25 KELLY D defensive rebound (6)
00:15	3 HIDALGO H foul personal (3 - 5)			25 KELLY D foul drawn (3)
00:15	15 MARSHALL N substitution out			
00:15	14 BRANSFORD K substitution in			
00:15				25 KELLY D free throw 1 - 2 missed
00:15				offensive dead ball rebound (6)
00:15				25 KELLY D free throw 2 - 2 missed
00:14				5 GAKDENG M offensive rebound (4)
00:13	11 CITRON S foul personal (1 - 6)			24 NIVAR I foul drawn (2)
00:13		55-59	-4	24 NIVAR I free throw 1 - 2 made (16)
00:13				24 NIVAR I free throw 2 - 2 missed
00:11	22 WATSON K defensive rebound (7)			
00:11	Timeout 30 Sec			
00:07	3 HIDALGO H foul drawn (7)			25 KELLY D foul shooting (4 - 4)
00:07	3 HIDALGO H free throw 1 - 2 missed			
00:07	offensive dead ball rebound (3)			
00:07	3 HIDALGO H free throw 2 - 2 missed			
00:07				24 NIVAR I defensive rebound (5)
00:07				Timeout 60 Sec
00:07				5 GAKDENG M substitution out
00:07				10 KELLY R substitution in
00:04	13 DEWOLFE A foul personal (1 - 7)			20 DONARSKI L foul drawn (2)
00:04				10 KELLY R substitution out
00:04				5 GAKDENG M substitution in
00:04		55-60	-5	20 DONARSKI L free throw 1 - 2 made (12)
00:04		55-61	-6	20 DONARSKI L free throw 2 - 2 made (13)
00:00	13 DEWOLFE A 2pt FG fast break outside the paint, jump shot made (7)	57-61	-4	
00:00	11 CITRON S assist (2)			
00:00				Timeout 30 Sec
END OF GAME				
UND 57-61 UNC				



Officials: Maj Forsberg, Pualani Spurlock-Welsh, Katie Lukanich

North Carolina - 16

NO.	Name	C	Min	FG	3P	FT	Rebounds			Fouls		TP	AS	TO	ST	Blocks		+/-
				M-A	M-A	M-A	OR	DR	TOT	PF	FD					BS	BA	
5	Maria Gakdeng	C	03:39	0-0	0-0	1-2	1	0	1	0	2	1	0	0	0	1	0	2
1	Alyssa Ustby	G	10:00	0-0	0-0	1-2	1	4	5	0	1	1	0	0	0	0	0	5
2	Paulina Paris	G	00:00	0-0	0-0	0-0	0	0	0	0	0	0	0	0	0	0	0	0
20	Lexi Donarski	G	10:00	0-2	0-1	2-2	0	3	3	0	1	2	0	0	0	0	0	5
25	Deja Kelly	G	06:48	1-4	0-1	0-2	0	3	3	3	1	2	0	2	0	0	0	-2
31	Anya Poole		06:19	0-1	0-0	0-0	0	1	1	0	0	0	0	0	1	0	0	3
24	Indya Nivar		08:50	4-5	0-1	2-3	0	3	3	1	2	10	0	0	1	0	0	6
10	Reniya Kelly		04:24	0-1	0-0	0-0	0	0	0	0	0	0	0	0	0	0	0	6
Team							0	0	0			0						
Totals				5-13	0-3	6-11	2	14	16	4	7	16	0	2	2	1	0	5

Shooting By Period		
4 th FG%	5-13	38.5%
3PT%	0-3	0.0%
FT%	6-11	54.5%
GM FG%	5-13	38.5%
3PT%	0-3	0.0%
FT%	6-11	54.5%

Dead Ball Rebounds: 3, 0

Technical Fouls::NONE

Notre Dame - 11

NO.	Name	F	Min	FG	3P	FT	Rebounds			Fouls		TP	AS	TO	ST	Blocks		+/-
				M-A	M-A	M-A	OR	DR	TOT	PF	FD					BS	BA	
22	Kylee Watson	F	10:00	0-1	0-0	0-0	1	2	3	2	0	0	0	0	0	0	0	-5
3	Hannah Hidalgo	G	10:00	1-5	0-1	0-2	0	2	2	2	2	2	1	2	2	0	0	-5
11	Sonia Citron	G	08:50	0-1	0-0	2-2	0	1	1	1	1	2	1	0	0	0	0	-5
13	Anna DeWolfe	G	10:00	1-7	0-3	0-0	0	0	0	1	0	2	0	0	0	0	1	-5
14	KK Bransford	G	05:34	2-3	1-1	0-1	1	0	1	0	1	5	0	0	0	0	0	1
15	Natalija Marshall		05:36	0-1	0-0	0-0	0	0	0	1	0	0	0	0	0	0	0	-6
Team							0	2	2			0						
Totals				4-18	1-5	2-5	2	7	9	7	4	11	2	2	2	0	1	-5

Shooting By Period		
4 th FG%	4-18	22.2%
3PT%	1-5	20.0%
FT%	2-5	40%
GM FG%	4-18	22.2%
3PT%	1-5	20.0%
FT%	2-5	40.0%

Dead Ball Rebounds: 1, 1

Technical Fouls::NONE

	UNC	UND
Biggest lead	8 (4 th 6:13)	1 (4 th 9:37)
Best Scoring Run	9(4 th 6:13)	6(4 th 3:41)
Lead Changes	1	
Times Tied	1	
Time with Lead	07:39	01:01

Points from	UNC	UND
Turnovers	2	0
Paint	8	4
Second Chance	3	2
Fast Breaks	0	2
Bench	10	0

	Period by Period Scoring				
	1st	2nd	3rd	4th	TOT
UNC	20	11	14	16	61
UND	12	16	18	11	57



Officials: Maj Forsberg, Pualani Spurlock-Welsh, Katie Lukanich

North Carolina - 30

NO.	Name	C/G	Min	FG			3P			FT			Rebounds			Fouls		TP	AS	TO	ST	Blocks		+/-
				M-A	M-A	M-A	OR	DR	TOT	PF	FD	BS	BA											
5	Maria Gakdeng	C	12:06	0-2	0-0	2-4	1	1	2	0	4	2	1	0	0	0	0	1	0	0	1	0	-7	
1	Alyssa Ustby	G	20:00	1-3	0-0	1-2	3	5	8	1	1	3	0	1	2	0	0	1	2	0	0	1		
2	Paulina Paris	G	04:30	0-0	0-0	0-0	0	0	0	1	0	0	0	0	0	0	0	0	0	0	0	-7		
20	Lexi Donarski	G	20:00	1-6	1-4	2-2	0	5	5	1	1	5	0	0	1	0	0	1	0	0	1			
25	Deja Kelly	G	11:04	1-7	0-1	0-2	0	3	3	4	1	2	0	3	1	0	0	0	0	0	-7			
10	Reniya Kelly		10:08	1-4	0-1	2-2	1	2	3	0	1	4	1	2	0	0	0	0	0	0	7			
24	Indya Nivar		14:20	5-7	0-2	2-3	0	3	3	1	2	12	0	0	2	0	0	0	0	9				
31	Anya Poole		07:52	1-2	0-0	0-0	2	1	3	0	1	2	0	0	1	1	0	0	1	0	8			
Team							0	0	0			0			0									
Totals				10-31	1-8	9-15	7	20	27	8	11	30	2	6	7	2	0	1						

Shooting By Period		
3 rd FG%	5-18	27.8%
3PT%	1-5	20.0%
FT%	3-4	75%
4 th FG%	5-13	38.5%
3PT%	0-3	0.0%
FT%	6-11	54.5%
GM FG%	10-31	32.3%
3PT%	1-8	12.5%
FT%	9-15	60.0%

Dead Ball Rebounds: 4, 0

Technical Fouls::NONE

Notre Dame - 29

NO.	Name	C/G	Min	FG			3P			FT			Rebounds			Fouls		TP	AS	TO	ST	Blocks		+/-
				M-A	M-A	M-A	OR	DR	TOT	PF	FD	BS	BA											
22	Kylee Watson	F	18:35	0-1	0-0	0-0	1	4	5	4	0	0	0	1	0	0	0	0	0	0	0	-1		
3	Hannah Hidalgo	G	19:13	3-8	0-1	1-3	0	6	6	2	3	7	2	2	2	0	0	1	2	0	0	1		
11	Sonia Citron	G	18:50	3-5	2-3	3-4	0	1	1	1	3	11	1	2	0	0	0	0	0	0	-1			
13	Anna DeWolfe	G	20:00	2-9	1-5	0-0	0	0	0	1	0	5	1	1	0	0	1	0	0	1	-1			
14	KK Bransford	G	15:16	2-6	1-1	1-3	1	0	1	2	2	6	1	1	2	0	1	2	0	1	5			
15	Natalija Marshall		08:06	0-1	0-0	0-0	0	1	1	1	0	0	0	0	0	0	0	0	0	0	-8			
Team							1	3	4			0			0									
Totals				10-30	4-10	5-10	3	15	18	11	8	29	5	7	4	0	2	-1						

Shooting By Period		
3 rd FG%	6-12	50.0%
3PT%	3-5	60.0%
FT%	3-5	60%
4 th FG%	4-18	22.2%
3PT%	1-5	20.0%
FT%	2-5	40%
GM FG%	10-30	33.3%
3PT%	4-10	40.0%
FT%	5-10	50.0%

Dead Ball Rebounds: 2, 1

Technical Fouls::NONE

	UNC	UND
Biggest lead	8 (4 th 6:13)	7 (3 rd 1:46)
Best Scoring Run	15(4 th 6:13)	6(4 th 3:41)
Lead Changes	2	
Times Tied	2	
Time with Lead	08:02	10:02

Points from	UNC	UND
Turnovers	4	3
Paint	16	8
Second Chance	12	2
Fast Breaks	0	5
Bench	18	0

	Period by Period Scoring				
	1st	2nd	3rd	4th	TOT
UNC	20	11	14	16	61
UND	12	16	18	11	57



Official Basketball Shot Areas - Final
North Carolina at Notre Dame

01/07/24 Purcell Pavilion at the Joyce Center, Notre Dame, Ind.
 2023-24 Women's Basketball

Game Time: 5:00 PM
Game Duration: 1:56
Attendance: 6,418

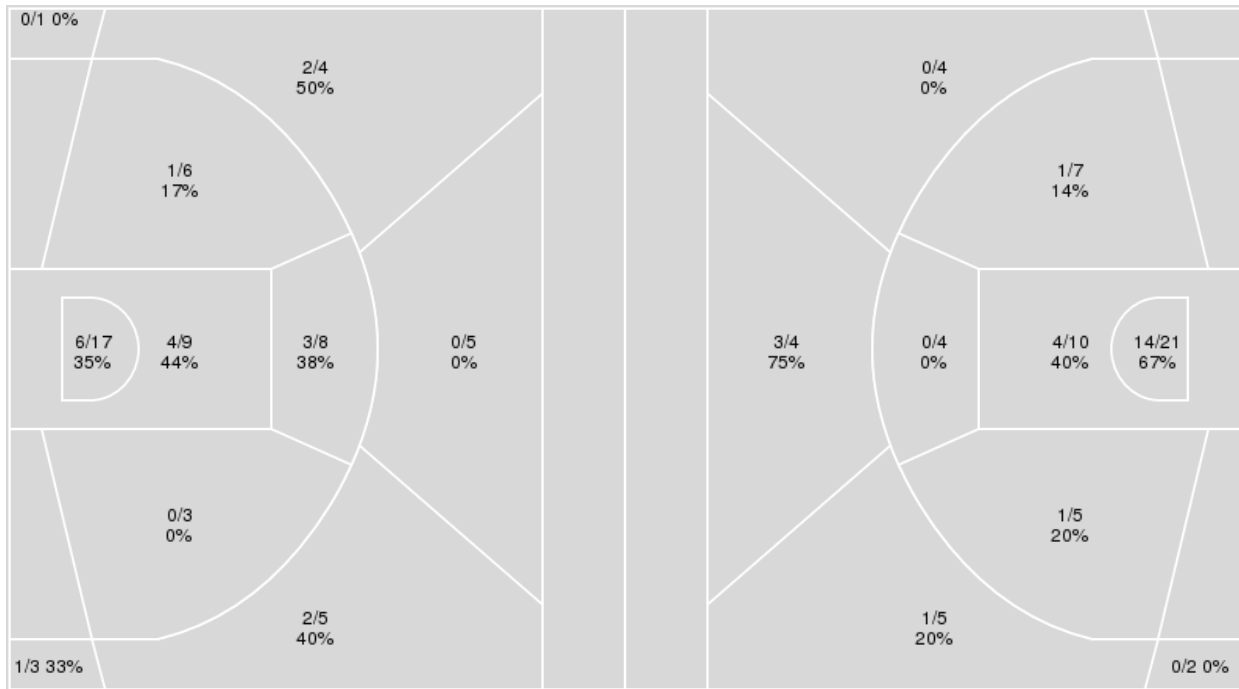
Officials: Maj Forsberg, Pualani Spurlock-Welsh, Katie Lukanich

{ Players => 2, 3, 4, 5, 10, 11, 13, 14, 15, 21, 22, 25; } FG Types => All;
 Results => All;

{ Players => 0, 1, 2, 4, 5, 10, 11, 13, 15, 20, 21, 22, 24, 25, 31; } FG
 Types => All; Results => All;

Notre Dame

North Carolina



Notre Dame	M/A	%
Field Goals	19/61	31
2 Points	14/43	33
3 Points	5/18	28
Free Throws	14/21	67

North Carolina	M/A	%
Field Goals	24/62	39
2 Points	20/47	43
3 Points	4/15	27
Free Throws	9/19	47



Officials: Maj Forsberg, Pualani Spurlock-Welsh, Katie Lukanich

North Carolina

No	Name	Mins		Score		Points Diff		Points per Min		Assists		Rebounds		Steals		Turnovers	
		On	Off	On	Off	On	Off	On	Off	On	Off	On	Off	On	Off	On	Off
1	Alyssa Ustby	37:34	02:26	59 - 53	2 - 4	6	-2	1.57	0.82	8	1	45	2	12	0	11	1
2	Paulina Paris	12:03	27:57	11 - 21	50 - 36	-10	14	0.91	1.79	1	8	12	35	4	8	4	8
5	Maria Gakdeng	28:55	11:05	44 - 46	17 - 11	-2	6	1.52	1.53	7	2	30	17	8	4	9	3
10	Reniya Kelly	14:28	25:32	24 - 25	37 - 32	-1	5	1.66	1.45	3	6	16	31	6	6	4	8
13	Teonni Key	02:26	37:34	2 - 4	59 - 53	-2	6	0.82	1.57	1	8	2	45	0	12	1	11
20	Lexi Donarski	40:00	00:00	61 - 57	0 - 0	4	0	1.52	0.00	9	0	47	0	12	0	12	0
24	Indya Nivar	26:36	13:24	48 - 28	13 - 29	20	-16	1.80	0.97	7	2	35	12	8	4	7	5
25	Deja Kelly	26:55	13:05	39 - 40	22 - 17	-1	5	1.45	1.68	7	2	31	16	6	6	9	3
31	Anya Poole	11:03	28:57	17 - 11	44 - 46	6	-2	1.54	1.52	2	7	17	30	4	8	3	9

Notre Dame

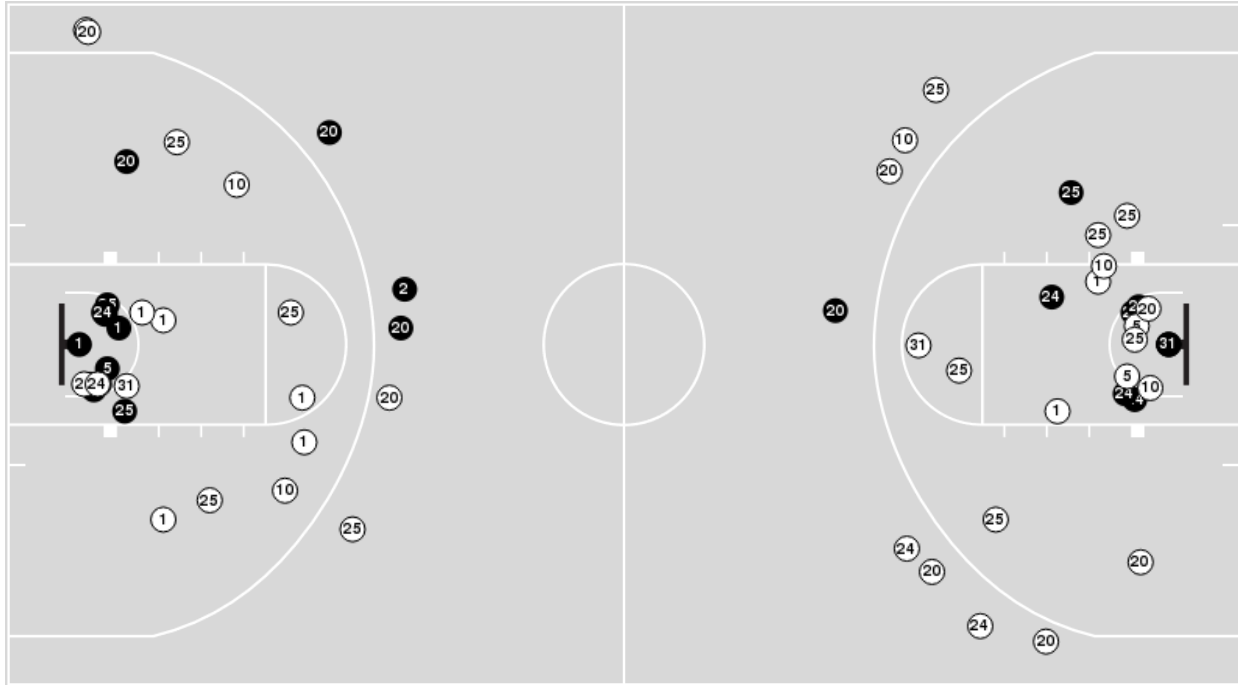
No	Name	Mins		Score		Points Diff		Points per Min		Assists		Rebounds		Steals		Turnovers	
		On	Off	On	Off	On	Off	On	Off	On	Off	On	Off	On	Off	On	Off
3	Hannah Hidalgo	39:13	00:47	57 - 59	0 - 2	-2	-2	1.45	0.00	10	0	41	0	7	0	13	1
11	Sonia Citron	37:59	02:01	52 - 58	5 - 3	-6	2	1.37	2.48	9	1	39	2	6	1	13	1
13	Anna DeWolfe	38:37	01:23	57 - 61	0 - 0	-4	0	1.48	0.00	10	0	40	1	7	0	13	1
14	KK Bransford	33:01	06:59	50 - 49	7 - 12	1	-5	1.51	1.00	9	1	34	7	6	1	12	2
15	Natalija Marshall	16:13	23:47	12 - 21	45 - 40	-9	5	0.74	1.89	2	8	16	25	3	4	7	7
22	Kylee Watson	34:57	05:03	57 - 57	0 - 4	0	-4	1.63	0.00	10	0	35	6	6	1	12	2



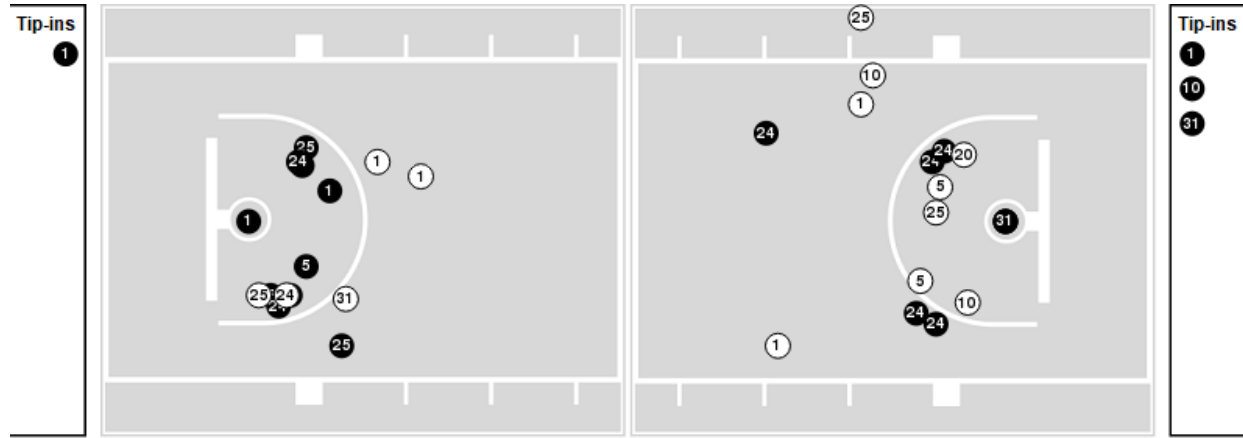
Players => 0, 1, 2, 4, 5, 10, 11, 13, 15, 20, 21, 22, 24, 25, 31 FG Types=>All Results=>All

North Carolina

All Field Goals



Blow Up Chart



N Made **O** Missed N - Player Number

North Carolina	M/A	%
Field Goals	24/62	39
2 Points	20/47	43
3 Points	4/15	27
Free Throws	9/19	47

North Carolina	M/A	%
Points in the Paint	36 (18 / 31)	58
Fast Break Points	7 (3/3)	100
Second Chance Points	18 (9/14)	64
Effective FG%	42	

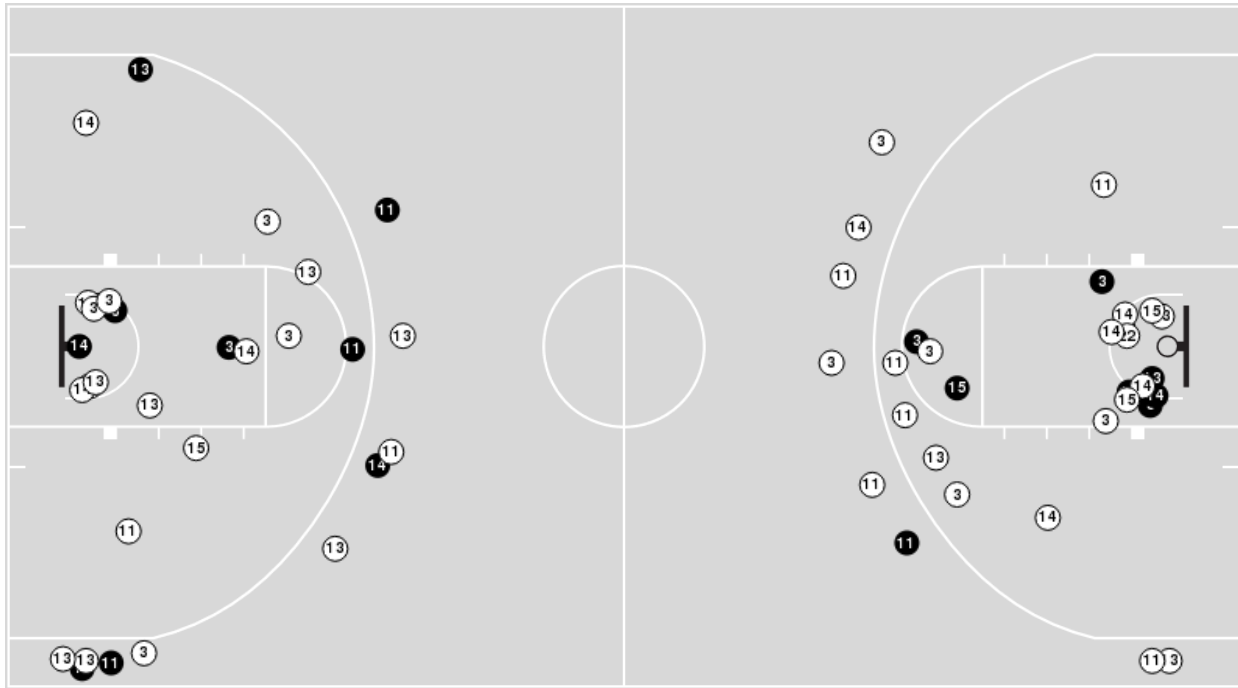


Officials: Maj Forsberg, Pualani Spurlock-Welsh, Katie Lukanich

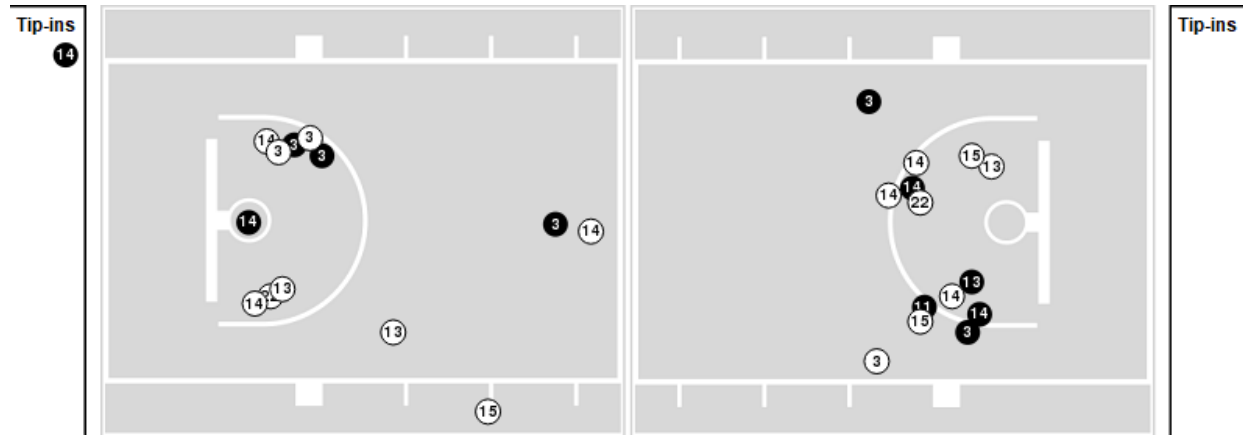
Players => 2, 3, 4, 5, 10, 11, 13, 14, 15, 21, 22, 25FG Types=>AllResults=>All

Notre Dame

All Field Goals



Blow Up Chart



● Made ○ Missed N - Player Number

Notre Dame	M/A	%
Field Goals	19/61	31
2 Points	14/43	33
3 Points	5/18	28
Free Throws	14/21	67

Notre Dame	M/A	%
Points in the Paint	20 (10 / 26)	38
Fast Break Points	11 (6/7)	86
Second Chance Points	7 (5/14)	36
Effective FG%	35	



Official Basketball Rotations Summary - Final
North Carolina at Notre Dame
 01/07/24 Purcell Pavilion at the Joyce Center, Notre Dame, Ind.
 2023-24 Women's Basketball

Game Time: 5:00 PM
Game Duration: 1:56
Attendance: 6,418

Officials: Maj Forsberg, Pualani Spurlock-Welsh, Katie Lukanich

North Carolina

Lineup	Quarter On	Time On	Quarter Off	Time Off	Time on Court	Score	Score Diff	Reb	Stl	Tov	Ass	PPP
1- Ustby A/ 2- Paris P/ 5- Gakdeng M/ 20- Donarski L/ 25- Kelly D/	1	10:00	1	06:36	03:24	6-6	0	3	1	1	1	0.8571
1- Ustby A/ 2- Paris P/ 5- Gakdeng M/ 20- Donarski L/ 24- Nivar I/	1	06:36	1	04:47	01:49	3-2	1	1	1	0	0	1.5000
1- Ustby A/ 5- Gakdeng M/ 20- Donarski L/ 24- Nivar I/ 25- Kelly D/	1	04:47	1	01:29	03:18	9-0	9	6	2	2	1	1.3081
5- Gakdeng M/ 13- Key T/ 20- Donarski L/ 24- Nivar I/ 25- Kelly D/	1	01:29	2	09:03	02:26	2-4	-2	2	0	1	1	0.6667
1- Ustby A/ 20- Donarski L/ 24- Nivar I/ 25- Kelly D/ 31- Poole A/	2	09:03	2	07:28	01:35	2-0	2	2	0	0	1	1.0000
1- Ustby A/ 10- Kelly R/ 20- Donarski L/ 25- Kelly D/ 31- Poole A/	2	07:28	2	07:02	00:26	0-2	-2	0	1	1	0	0.0000
1- Ustby A/ 2- Paris P/ 10- Kelly R/ 20- Donarski L/ 31- Poole A/	2	07:02	2	05:52	01:10	0-2	-2	3	0	0	0	0.0000
1- Ustby A/ 2- Paris P/ 5- Gakdeng M/ 10- Kelly R/ 20- Donarski L/	2	05:52	2	04:42	01:10	0-2	-2	1	0	1	0	0.0000
1- Ustby A/ 5- Gakdeng M/ 20- Donarski L/ 24- Nivar I/ 25- Kelly D/	2	04:42	2	01:34	03:08	6-5	1	2	0	0	2	1.2295
1- Ustby A/ 5- Gakdeng M/ 10- Kelly R/ 20- Donarski L/ 25- Kelly D/	2	01:34	3	10:00	01:34	3-5	-2	0	0	0	1	1.5000
1- Ustby A/ 2- Paris P/ 5- Gakdeng M/ 20- Donarski L/ 25- Kelly D/	3	10:00	3	05:44	04:16	2-7	-5	4	2	2	0	0.2500
1- Ustby A/ 2- Paris P/ 5- Gakdeng M/ 10- Kelly R/ 20- Donarski L/	3	05:44	3	05:30	00:14	0-2	-2	0	0	0	0	0.0000
1- Ustby A/ 5- Gakdeng M/ 10- Kelly R/ 20- Donarski L/ 24- Nivar I/	3	05:30	3	01:33	03:57	7-9	-2	3	2	1	1	1.0355
1- Ustby A/ 10- Kelly R/ 20- Donarski L/ 24- Nivar I/ 31- Poole A/	3	01:33	4	06:48	04:45	12-0	12	8	3	1	1	1.2712
1- Ustby A/ 10- Kelly R/ 20- Donarski L/ 25- Kelly D/ 31- Poole A/	4	06:48	4	05:38	01:10	2-3	-1	1	0	0	0	2.0000
1- Ustby A/ 20- Donarski L/ 24- Nivar I/ 25- Kelly D/ 31- Poole A/	4	05:38	4	03:41	01:57	1-4	-3	3	0	1	0	0.2049
1- Ustby A/ 5- Gakdeng M/ 20- Donarski L/ 24- Nivar I/ 25- Kelly D/	4	03:41	4	00:07	03:33	4-2	2	8	0	1	0	0.8621
1- Ustby A/ 10- Kelly R/ 20- Donarski L/ 24- Nivar I/ 25- Kelly D/	4	00:07	4	00:04	00:02	0-0	0	0	0	0	0	0.0000
1- Ustby A/ 5- Gakdeng M/ 20- Donarski L/ 24- Nivar I/ 25- Kelly D/	4	00:04	4	00:00	00:04	2-2	0	0	0	0	0	2.2727



Officials: Maj Forsberg, Pualani Spurlock-Welsh, Katie Lukanich

Notre Dame

Lineup	Quarter On	Time On	Quarter Off	Time Off	Time on Court	Score	Score Diff	Reb	Stl	Tov	Ass	PPP
3- Hidalgo H/ 11- Citron S/ 13- DeWolfe A/ 14- Bransford K/ 22- Watson K/	1	10:00	1	06:36	03:24	6-6	0	3	0	1	1	1.0000
3- Hidalgo H/ 11- Citron S/ 13- DeWolfe A/ 15- Marshall N/ 22- Watson K/	1	06:36	1	05:31	01:05	2-3	-1	0	0	0	1	1.0000
3- Hidalgo H/ 13- DeWolfe A/ 14- Bransford K/ 15- Marshall N/ 22- Watson K/	1	05:31	1	05:06	00:25	0-0	0	2	0	0	0	0.0000
3- Hidalgo H/ 11- Citron S/ 14- Bransford K/ 15- Marshall N/ 22- Watson K/	1	05:06	1	03:43	01:23	0-0	0	1	0	1	0	0.0000
3- Hidalgo H/ 11- Citron S/ 13- DeWolfe A/ 14- Bransford K/ 22- Watson K/	1	03:43	1	02:50	00:53	0-7	-7	0	0	2	0	0.0000
3- Hidalgo H/ 11- Citron S/ 13- DeWolfe A/ 14- Bransford K/ 15- Marshall N/	1	02:50	1	01:44	01:06	0-2	-2	1	1	0	0	0.0000
3- Hidalgo H/ 11- Citron S/ 13- DeWolfe A/ 14- Bransford K/ 22- Watson K/	1	01:44	2	10:00	01:44	4-2	2	2	0	0	0	1.3889
3- Hidalgo H/ 11- Citron S/ 13- DeWolfe A/ 14- Bransford K/ 15- Marshall N/	2	10:00	2	07:28	02:32	0-2	-2	3	0	1	0	0.0000
3- Hidalgo H/ 13- DeWolfe A/ 14- Bransford K/ 15- Marshall N/ 22- Watson K/	2	07:28	2	07:02	00:26	2-0	2	0	1	1	0	1.0638
3- Hidalgo H/ 11- Citron S/ 13- DeWolfe A/ 14- Bransford K/ 22- Watson K/	2	07:02	2	05:52	01:10	2-0	2	2	0	0	1	1.0000
3- Hidalgo H/ 11- Citron S/ 13- DeWolfe A/ 15- Marshall N/ 22- Watson K/	2	05:52	2	04:42	01:10	2-0	2	1	1	0	0	1.0000
3- Hidalgo H/ 11- Citron S/ 13- DeWolfe A/ 14- Bransford K/ 22- Watson K/	2	04:42	3	05:44	08:58	17-11	6	13	1	3	3	1.2283
3- Hidalgo H/ 11- Citron S/ 13- DeWolfe A/ 15- Marshall N/ 22- Watson K/	3	05:44	3	05:30	00:14	3-0	3	1	0	0	0	2.0833
11- Citron S/ 13- DeWolfe A/ 14- Bransford K/ 15- Marshall N/ 22- Watson K/	3	05:30	3	04:43	00:47	0-2	-2	0	0	1	0	0.0000
3- Hidalgo H/ 11- Citron S/ 13- DeWolfe A/ 14- Bransford K/ 15- Marshall N/	3	04:43	3	03:18	01:25	0-0	0	2	0	1	0	0.0000
3- Hidalgo H/ 11- Citron S/ 13- DeWolfe A/ 14- Bransford K/ 22- Watson K/	3	03:18	3	00:04	03:13	8-7	1	1	1	1	2	1.3333
3- Hidalgo H/ 11- Citron S/ 13- DeWolfe A/ 15- Marshall N/ 22- Watson K/	3	00:04	4	06:48	03:16	0-9	-9	4	0	2	0	0.0000
3- Hidalgo H/ 13- DeWolfe A/ 14- Bransford K/ 15- Marshall N/ 22- Watson K/	4	06:48	4	05:38	01:10	3-3	0	0	0	0	1	1.5000
3- Hidalgo H/ 11- Citron S/ 13- DeWolfe A/ 14- Bransford K/ 22- Watson K/	4	05:38	4	01:30	04:08	6-4	2	3	2	0	0	0.7212
3- Hidalgo H/ 11- Citron S/ 13- DeWolfe A/ 15- Marshall N/ 22- Watson K/	4	01:30	4	00:15	01:14	0-0	0	1	0	0	0	0.0000
3- Hidalgo H/ 11- Citron S/ 13- DeWolfe A/ 14- Bransford K/ 22- Watson K/	4	00:15	4	00:00	00:15	2-3	-1	1	0	0	1	1.0638



Official Basketball Line Up Analysis - Final
North Carolina at Notre Dame
 01/07/24 Purcell Pavilion at the Joyce Center, Notre Dame, Ind.
 2023-24 Women's Basketball

Game Time: 5:00 PM
Game Duration: 1:56
Attendance: 6,418

Officials: Maj Forsberg, Pualani Spurlock-Welsh, Katie Lukanich

North Carolina

Lineup	Time	Score	Score Diff	Pts/Min	Reb	Stl	Tov	Ass	PPP
1- Ustby A/ 5- Gakdeng M/ 20- Donarski L/ 24- Nivar I/ 25- Kelly D/	10:04	21-9	12	2.0840	16	2	3	3	1.2153
1- Ustby A/ 2- Paris P/ 5- Gakdeng M/ 20- Donarski L/ 25- Kelly D/	07:40	8-13	-5	1.0435	7	3	3	1	0.5333
1- Ustby A/ 10- Kelly R/ 20- Donarski L/ 24- Nivar I/ 31- Poole A/	04:45	12-0	12	2.5263	8	3	1	1	1.2712
1- Ustby A/ 5- Gakdeng M/ 10- Kelly R/ 20- Donarski L/ 24- Nivar I/	03:57	7-9	-2	1.7722	3	2	1	1	1.0355
1- Ustby A/ 20- Donarski L/ 24- Nivar I/ 25- Kelly D/ 31- Poole A/	03:32	3-4	-1	0.8491	5	0	1	1	0.4360
5- Gakdeng M/ 13- Key T/ 20- Donarski L/ 24- Nivar I/ 25- Kelly D/	02:26	2-4	-2	0.8219	2	0	1	1	0.6667
1- Ustby A/ 2- Paris P/ 5- Gakdeng M/ 20- Donarski L/ 24- Nivar I/	01:49	3-2	1	1.6514	1	1	0	0	1.5000
1- Ustby A/ 10- Kelly R/ 20- Donarski L/ 25- Kelly D/ 31- Poole A/	01:36	2-5	-3	1.2500	1	1	1	0	1.0000
1- Ustby A/ 5- Gakdeng M/ 10- Kelly R/ 20- Donarski L/ 25- Kelly D/	01:34	3-5	-2	1.9149	0	0	0	1	1.5000
1- Ustby A/ 2- Paris P/ 5- Gakdeng M/ 10- Kelly R/ 20- Donarski L/	01:24	0-4	-4	0.0000	1	0	1	0	0.0000
1- Ustby A/ 2- Paris P/ 10- Kelly R/ 20- Donarski L/ 31- Poole A/	01:10	0-2	-2	0.0000	3	0	0	0	0.0000
1- Ustby A/ 10- Kelly R/ 20- Donarski L/ 24- Nivar I/ 25- Kelly D/	00:02	0-0	0	0.0000	0	0	0	0	0.0000



Official Basketball Line Up Analysis - Final
North Carolina at Notre Dame
 01/07/24 Purcell Pavilion at the Joyce Center, Notre Dame, Ind.
 2023-24 Women's Basketball

Game Time: 5:00 PM
Game Duration: 1:56
Attendance: 6,418

Officials: Maj Forsberg, Pualani Spurlock-Welsh, Katie Lukanich

Notre Dame

Lineup	Time	Score	Score Diff	Pts/Min	Reb	Stl	Tov	Ass	PPP
3- Hidalgo H/ 11- Citron S/ 13- DeWolfe A/ 14- Bransford K/ 22- Watson K/	23:46	45-40	5	1.8925	25	4	7	8	1.0485
3- Hidalgo H/ 11- Citron S/ 13- DeWolfe A/ 15- Marshall N/ 22- Watson K/	06:59	7-12	-5	1.0017	7	1	2	1	0.5208
3- Hidalgo H/ 11- Citron S/ 13- DeWolfe A/ 14- Bransford K/ 15- Marshall N/	05:03	0-4	-4	0.0000	6	1	2	0	0.0000
3- Hidalgo H/ 13- DeWolfe A/ 14- Bransford K/ 15- Marshall N/ 22- Watson K/	02:01	5-3	2	2.4793	2	1	1	1	1.2887
3- Hidalgo H/ 11- Citron S/ 14- Bransford K/ 15- Marshall N/ 22- Watson K/	01:23	0-0	0	0.0000	1	0	1	0	0.0000
11- Citron S/ 13- DeWolfe A/ 14- Bransford K/ 15- Marshall N/ 22- Watson K/	00:47	0-2	-2	0.0000	0	0	1	0	0.0000