



NOTRE DAME

BASEBALL

Fighting Irish Media

Alyson Prigge • aprigge@nd.edu

419-591-9329 (cell)

GAMES NO. 43-45

NOTRE DAME (25-17 13-11 ACC) VS. NC STATE (29-14, 8-12 ACC)

SERIES AT-A-GLANCE

Date	Time	Opponent	Location	Probable Starters	TV
May 4	7:00 PM	NC State	Frank Eck Stadium	LHP Aidan Tyrell (7-2, 2.92 ERA) vs. RHP Logan Whitaker (3-3, 4.60 ERA)	ACCN
May 5	5:00 PM	NC State	Frank Eck Stadium	RHP Blake Hely (3-1, 4.53 ERA) vs. RHP Matt Willadsen (4-3, 2.90 ERA)	ACCNX
May 6	2:00 PM	NC State	Frank Eck Stadium	TBD vs. TBD	ACCNX

BY THE NUMBERS

.700	Vinny Martinez batted .700 in the series against No. 8 Virginia, finishing the weekend with seven hits, six RBI, three runs, two doubles, and one home run.
1	Shawn Stiffler is in his first season with the Irish and comes to South Bend after spending the last 10 seasons at the helm of the VCU program where he accrued a 340-198 overall record, and dominated the Atlantic 10 with a record of 146-71.
3	Estevan Moreno recorded three home runs in the win over No. 8 Virginia on Friday, April 21 at Frank Eck. This is the first time an Irish player has recorded three home runs in a game since Jake Shepski did it on March 24, 2016 at Virginia Tech.
4	Brooks Coetzee was HBP four times in game two against Saint Joseph's with the final one coming as it was a tied ballgame at 9-9. The Irish finished the game with a bases loaded walk-off HBP as Coetzee was HBP for the fourth time that game for the walk-off win.
8	Aidan Tyrell (7-2) and Blake Hely (3-1) each recorded eight strikeouts a piece in the series win over No. 8 Virginia.
10	Jack Penney leads the Irish with 10 home runs this season, with his most recent coming on Saturday, April 29 in the 12-2 win over Florida State.
10	Zack Prajzner has recorded a team high 10 doubles so far this season.
13	Joey Spence (#13) recorded his first career home run in the bottom of the eighth in the win over Northwestern at Frank Eck on Tuesday (4/4/23).
14	The Irish introduce 14 newcomers, featuring 10 freshmen, and four grad transfers to the 2023 roster.
26	Brooks Coetzee continues to lead the country in HBP's as he's been hit 26 times so far this season.
79	The Irish set a program record for most home runs in a single season with 79 homers in 2022. Notre Dame had 75 homeruns heading into the College World Series last year, while the previous record of 73 was broken in the final game of the Knoxville Super Regional on June 12.

Irish Host NC State

- The Irish will take on NC State in their final ACC series at home this season.
- Notre Dame is looking to keep momentum going as they have won their last two ACC series at Frank Eck with a series win over Florida State and a sweep over No. 8 Virginia.
- This is the 26th matchup between Notre Dame and NC State as the Wolfpack lead the overall series 12-13. The Irish are 8-4 at home, 4-7 on the road, and 0-2 at neutral sites.
- The Irish won the last three series against the Wolfpack, with the most recent coming last year even though only two games were played due to inclement weather. The Irish took home game one 8-4 (12) in extra innings and game two 11-4 last March.
- In the 8-4 (12) win, the Irish trailed 4-0 heading into the seventh but scored four runs over the next two innings to force extra innings.
- After a scoreless 10th and 11th inning, Zack Prajzner put the Irish ahead with a solo blast in the 12th. Notre Dame added three more runs in the inning and Jack Brannigan closed the door to secure the win. The Irish bullpen tossed eight scoreless innings starting in the fifth inning to help the Irish mount the comeback.
- The Irish head into the weekend with Carter Putz leading the way with a .291 batting average, followed by Zack Prajzner who is hitting at a clip of .286.
- Prajzner has tallied a team best 48 hits and 10 doubles.
- Putz is leading the Irish with 31 RBI, as he's recorded 46 hits, nine doubles, and eight home runs.
- Jack Penney is leading the team with 10 home runs this season, followed by Vinny Martinez with nine home runs.

Florida State at Frank Eck Stadium

- The Irish took home their fourth conference series win as they took down the Seminoles last weekend. After falling 3-2 to FSU in game one on Friday night, the Irish dominated game two 12-2 and completed the series win with a 12-8 win in game three.
- The Irish tallied 27 hits between games two and three as they were led by Brooks Coetzee with five hits on the weekend, followed by Brady Gumpf, Vinny Martinez, Carter Putz, and Zack Prajzner, who finished with four hits a piece.
- Coetzee finished the weekend with three doubles and his second home run of the year, as well as drove in eight runs for the Irish.
- Brady Gumpf went 4-6 at the plate, batting .667 on the series.



AT A GLANCE

2023 ACC STANDINGS

Atlantic	ACC	Overall
Wake Forest	16-4	37-6
Notre Dame	13-11	25-17
Clemson	11-10	28-17
Boston College	13-12	29-15
NC State	9-12	30-14
Louisville	9-12	29-15
Florida State	6-18	15-28
Coastal	ACC	Overall
Duke	14-9	31-13
Miami	14-10	28-16
Virginia	13-11	36-11
North Carolina	11-11	28-17
Virginia Tech	11-12	25-16
Pitt	8-11	20-21
Georgia Tech	8-13	26-18

2022 ACC STANDINGS

Atlantic	ACC	Overall
Louisville	18-11-1	42-21-1
Notre Dame	16-11	41-17
Wake Forest	15-14-1	41-19-1
Florida State	15-15	34-25
NC State	14-15	36-21
Clemson	13-16	35-23
Boston College	5-25	19-34
Coastal	ACC	Overall
Virginia	8-4	25-4
Miami	8-4	20-9
North Carolina	6-4	20-9
Duke	6-6	19-10
Georgia Tech	6-6	18-11
Pitt	4-6	13-13
Virginia Tech	4-8	17-10

- Putz had a big day in the final game of the series as he finished the day 3-5, recording four RBI, scoring three runs, and homering twice in the 12-8 win.
- Blake Hely started on the mound in game two, advancing to 3-1 on the year as he pitched 7.0 innings, striking out eight batters, and giving up just two runs on five hits.

Irish Take on MSU for the Second Time This Season

- The Irish fell to the Spartans for the second time this season on Tuesday, April 25 in East Lansing.
- Tied at 5-5 in the sixth, Michigan State recorded a six-run inning in the seventh to take the lead 11-5. The Spartans would tack on one more run in the bottom of the eighth to take the win 12-5.
- Carter Putz and Brady Gumpf led the Irish with two hits a piece and DM Jefferson recorded his first triple of the season.
- The Irish fell to Michigan State in their first extra-inning game of the season at Frank Eck Stadium on Tuesday, April 11 in the first Irish-MSU matchup of the season.
- TJ Williams went 3-4 on the day, recording four RBI and his third home run of the year. Zack Prajzner finished the day with two hits as he tallied homer number four of the season.
- Falling 7-6 after a Spartan home run in the top of the 11th, the Irish were unable to get the offense rolling in the bottom frame and dropped their first midweek of the season.

Notre Dame Sweeps No. 8 Virginia

- The Irish notched their first sweep of the season as they downed No. 8 Virginia at Frank Eck Stadium April 21-23, playing in their fifth doubleheader of the season.
- The Irish recorded six home runs in the first win of the series on Friday night as Estevan Moreno led the way with three homers for the Irish. Jack Penney, DM Jefferson, and Brady Gumpf each recorded a home run as well in the 10-7 victory. Penney leads the Irish with nine home runs on the season.
- Jefferson's long ball was the first home run of his career as Gumpf tallied his first homer of the 2023 season.
- The Irish finished with a season-high 17 hits in the first game of the doubleheader on Sunday, April 23 as they took home the series with a 10-2 win.
- Jack Penney led the Irish with four hits, followed by Zack Prajzner and DM Jefferson who recorded three hits a piece. Carter Putz and Vinny Martinez finished with two hits, while TJ Williams, Danny Neri, and Estevan Moreno each finished with one hit in the win.
- The Irish capped off their weekend sweep

with a 5-4 victory in the second game of the doubleheader.

- Blake Hely finished with a season-high 7.1 innings pitched and season-high eight strikeouts as he took home his second win of the season in the final game.
- Vinny Martinez batted .700 in the series against No. 8 Virginia, finishing the weekend with seven hits, six RBI, three runs, two doubles, and one home run.

Valparaiso and Western Michigan Come to Frank Eck

- The Irish defeated Valparaiso and Western Michigan in their home midweeks to advance to 8-4 at home.
- Winning 7-3 over Valpo, the Irish were led by Vinny Martinez who finished the day with two home runs. He also recorded three hits, three runs, and two RBI.
- The Irish defeated Western Michigan 2-1 on Wednesday at home as they were led by TJ Williams, who finished with two hits, including a double to left center field.

Irish Travel to Clemson

- Notre Dame took game one of the three-game series at Clemson as the Irish offense was hot to start the series, recording 11 hits while winning 10-4 on Friday.
- The 10-4 victory was sparked by a big third inning as Notre Dame picked up their eighth ACC win of the year.
- Jack Penney and Brooks Coetzee each recorded three hits a piece in the win with Coetzee also recording three RBI and Penney recording two runs.
- TJ Williams also tallied his fourth home run of the year in the fifth inning for a two-run home run that extended the lead 8-2.
- The Irish fell 5-1 in game two on Saturday and 6-4 in game three on Sunday.
- The Irish are now 8-10 in the ACC after dropping the Clemson series on the road.

Michigan State Matchup at Frank Eck

- The Irish fell to Michigan State in their first extra-inning game of the season at Frank Eck Stadium on Tuesday, April 11.
- TJ Williams went 3-4 on the day, recording four RBI and his third home run of the year. Zack Prajzner finished the day with two hits as he tallied homer number four of the season.
- Falling 7-6 after a Spartan home run in the top of the 11th, the Irish were unable to get the offense rolling in the bottom frame and dropped their first midweek of the season.

AT A GLANCE

Conference Play Resumes at Pitt

- The Irish took the series at Pitt after winning games one and two on Thursday and Friday. After winning 10-8 in game one, the Irish took game two 11-2 after a big offensive frame in the ninth.
- The Irish fell short of the sweep as they dropped Sunday's game 9-5 against the Panthers.
- A six-run first inning gave the Irish an early advantage in game one as Danny Neri capped off the scoring frenzy with his fourth home run of the year in the top of the first.
- Jack Penney led off the second with his seventh home run of the season as he homered to right center to tack on another run for Notre Dame and make it a score of 7-2.
- The Panthers were able to close the gap to 10-8 with just one out in the bottom of the ninth as Sammy Cooper would come in to close for the Irish.
- Pitt chopped a ground ball to Penney at third who turned a double play to preserve the Irish lead. Cooper picked up his second save of the season as Notre Dame took home the 10-8 victory to open the series.
- Jackson Dennies started on the mound in game two and finished the day pitching 4.2 innings, recording six strikeouts, and allowing no runs and just one hit.
- Leading 4-1 heading into the top of the ninth, the Irish offense dominated in the final inning scoring seven runs off of six hits in the frame to go on and take the 11-2 win.

Irish Take on Northwestern

- The Irish are now five-for-five in midweek matchups as they defeated the Northwestern Wildcats 12-0 on Tuesday, April 4 at Frank Eck.
- Notre Dame is now 6-3 after their second shutout win of the season.
- Jack Penney recorded his sixth homerun of the year in the bottom of the seventh and Joey Spence would record his first career home run in the bottom of the eighth for a two-run homerun to extend the Irish lead 12-0 heading into the ninth.
- The Irish will face the Wildcats again on the road on Tuesday, May 16.

UNC Heads to South Bend for Another ACC Series

- The Notre Dame Fighting Irish (14-11) dropped the three-game series at Frank Eck as they fell to No. 13 North Carolina (20-8) in games one and two of the series.
- Looking for redemption after a tough loss to the Tar Heels on Friday night, the Irish fell 5-2 in the first game of day, but were able to take home the final game in a 9-1 victory on the home turf.
- Jackson Dennies recorded a career-high seven strikeouts across 4.2 innings in the game three

win. He also allowed just two hits, while giving up no runs and walking no batters.

- Vinny Martinez had himself a weekend at the plate, recording five hits and five runs on the weekend, as well as three home runs and seven RBI.

Midweek Matchup at Frank Eck Against Butler

- The Irish are 4-for-4 in their midweek matchups so far this season, with two neutral site wins over Saint Joseph's in Holly Springs, a win over Valpo in the 2023 home opener, and a 4-0 win over Butler at Frank Eck.
- Jackson Dennies started on the mound as he recorded a career-high six strikeouts across a career-high four innings pitched.

Irish Make History in Series Win Over No. 2 Louisville

- The Notre Dame Fighting (12-9) Irish defeated the No. 2 Louisville Cardinals (19-4) in a historic fashion, taking the first game of the series on Friday, March 24 and the first game of the doubleheader on Sunday, March 26.
- The 5-4 win on Sunday afternoon clinched the first-ever home series win over Louisville in program history. After falling 2-1 in the second game of the doubleheader, the Irish are now 4-5 in conference.
- In game one, Notre Dame trailed 2-0 heading into the fifth.
- The Irish held Louisville scoreless in the top of the inning, while the Irish offense really started to get hot in the bottom of the frame. The Irish led off with singles from DM Jefferson and TJ Williams, and a sac bunt from Jack Penney would put runners on second and third for Notre Dame.
- Zack Prajzner scored both as he doubled down the left field line to add two Irish runs to the board and make it an even 2-2 ballgame. Zyska followed with a double of his own as he sent it to the wall in the left field gap to score Prajzner and take the lead 3-2.
- The Cardinals would score another run in the top of the sixth to tie it up at 3-3.
- The Irish immediately responded as Estevan Moreno ripped a home run to deep left, his second of the season, to put the Irish back on top at 4-3 and lead them to eventual 4-3 victory to take game one.
- In Saturday's doubleheader, the Cardinals would put their first run of the day on the board on the first pitch of the game as they opened up with a home run to right field to take an early 1-0 lead. And after leading off the top of the fifth with another home run, Louisville led 3-0.
- Notre Dame wasn't going anywhere, as the Irish

bats started to get hot in the fifth. Notre Dame would score all five of their runs in the bottom of the inning. The Irish's five runs would come off of just three hits, all of which were home runs. Jack Penney would hit the first homer, followed by back-to-back home runs from Carter Putz and Brooks Coetzee.

- The five-run inning lifted the Irish to a 5-4 win to clinch the series win over the Cardinals.

Notre Dame Opens up at Home Against Valparaiso

- The Notre Dame Fighting Irish took down the Beacons in the 106th matchup between Valpo and Notre Dame as the Irish lead the overall series 86-21 with the very first game taking place on May 14, 1918.
- The Irish defeated Valpo in a 8-4 victory in their home opener on Tuesday, March 21 at Frank Eck.
- Both graduate students, Zack Prajzner and Jack Zyska both recorded their first home runs of the season in Tuesday's win. Prajzner's homer to left field came in the bottom of the third and Zyska followed with his left field home run in the bottom of the fourth.
- David Lally Jr. made his second career start on the mound, throwing 2.1 innings before he was relieved in the third inning by Carter Bosch. Bosch recorded a season-high six strikeouts across 3.2 innings and gave up no runs while allowing only two hits. Sammy Cooper came in to close in the top of the seventh, taking home his second win of the season.

Irish Resume Conference Play at No. 4 Wake Forest

- The Notre Dame Fighting Irish finished the series 2-1 at no. 4 Wake Forest last weekend after falling in both doubleheader games on Saturday, but taking home Sunday's game in a 3-1 victory.
- The Irish are now 9-8 on the year and 2-4 in the ACC after the road series.
- Due to Friday's game being postponed for inclement weather, the Irish and Demon Deacons played a doubleheader on Saturday, March 18.
- Wake Forest took game one 4-1 and game two 12-3.
- Jackson Dennies started on the mound for the Irish in game one, finishing the day with three strikeouts while allowing two runs and five hits across 3.2 innings pitched.
- Aidan Tyrell came in relief with two outs in the bottom of the fourth, throwing 3.1 innings, recording four strikeouts, and giving up just one run and one hit.
- Trailing 1-0 heading into the top of the third, Danny Neri led off for the Irish with a double down the left field line and advanced to third on a sac bunt from TJ Williams. Estevan Moreno

AT A GLANCE

followed with his first hit of the day as he singled through the left side to score Neri for Notre Dame's only run of the game

- The Irish struggled to score in game two on Saturday. Trailing 12-1 heading into the top of the ninth, Connor Hincks singled to center field for his first career hit and was sent home on a two-run home run from Tony Lindwedel. Lindwedel's first career home run would close the gap to 12-3 as Wake Forest took home the second game of the series.
- Wake Forest was undefeated 14-0 at home so far this season until Notre Dame took game three with a score of 3-1.
- The Irish offense sparked in the top of the second with a double to right center from Carter Putz, who scored after Jack Zyska hit a single to left field.
- The Irish posted an early 1-0 lead, while Findlay continued to shut down the Demon Deacons from the mound as he closed the first two innings with three strikeouts.
- DM Jefferson started the third with a lead-off single to center field and advanced to second on a passed ball with TJ Williams up to bat. Jefferson was able to score and tack on another run for the Irish as an RBI single from Brooks Coetzee brought Jefferson home for the 2-0 lead.
- Coetzee led off the sixth with a double to right center field, which was followed by a walk from Putz. With runners on first and second and Jack Penney up to bat, Coetzee was able to steal third on a wild pitch. Penney reached on a fielder's choice, recording an RBI as Coetzee ran home to give the Irish a 3-0 edge heading into the bottom of the sixth.
- Findlay recorded his 10th strikeout of the day before he was relieved by Blake Hely with two outs in the sixth. Findlay absolutely dominated from the mound, throwing 10 strikes across 5.2 innings and allowing just two hits and no runs.

Midweek matchup in Holly Springs

- The Irish took down the Hawks on Tuesday, March 14, and Wednesday, March 15, in their first midweek matchup of the year.
- Notre Dame defeated Saint Joseph's 6-3 on Tuesday and 10-9 on Wednesday at Ting Stadium in Holly Springs, NC..
- Matt Bedford made his first start of the year in game one and freshman David Lally Jr. made his first career start on the mound in game two.
- Carter Putz recorded his second home run of the year in game one with a 440' rocket to right field in the game one win.
- The Irish took game two in a close 10-9 win, finishing the game with a bases loaded walk-off HBP as Coetzee

was hit by the pitch for the fourth time that game for the walk-off win.

- Putz, Penney, and Neri each recorded their third home runs of the year in game two against Saint Joseph's.

Conference Play Opens Up at Georgia Tech

- The Notre Dame Fighting Irish start the 2023 conference season 1-2 in the ACC after falling in games one and two, but taking home game three against the Yellow Jackets on the road.
- The Irish fell in a close one on Friday night (March 10) at Russ Chandler Stadium. While the Irish trailed 2-0 early, a strong fifth inning that included five singles allowed Notre Dame to put four runs on the board to take the lead 4-3. However, the bottom of the seventh inning would lift the Yellow Jackets to the 7-4 victory in game one.
- Due to Sunday's weather, a double header was played on Saturday where the Yellow Jackets took the first game of the day 15-2.
- While the Irish struggled to find the strike zone, the Yellow Jackets were hot from the plate, bringing in nine runs in the first three innings.
- The Fighting Irish scored their first run of the day in the top of the third after Estevan Moreno singled up the middle and was sent home from an RBI double down the right field line from Jack Penney.
- The Yellow Jackets would tack on another two runs in the bottom of the fourth to extend the lead 11-1 and wouldn't score again until the bottom of the seventh.
- Freshman Caden Spivey made his debut on the mound in the bottom of the fourth, striking out his very first batter faced. Spivey allowed only one hit and gave up no runs in his two innings pitched.
- Norte Dame wasn't going anywhere though, as they came out strong to start the second game of the day and went on to take the final game 17-4. The Irish finished with 16 hits, their best offensive outing of the season.
- Zack Prajzner started the Irish offense with a double to left field, followed by a base hit from Brooks Coetzee. Nick Juaire reached first after being hit by a pitch and it was bases loaded for the Irish. Jack Zyska was walked in his first at bat of the game, which scored Prajzner and put Notre Dame on the board 1-0.
- Jack Penney stepped up to the plate with bases loaded and two outs and crushed a ball down the right field line for a grand slam. Penney's second home run of the season scored Coetzee, Juaire, and Zyska to give the Irish the 5-0 advantage after one.
- Leading 5-2 heading into the third, Carter Putz led

off and started the inning with his first home run of the season with a 418' homer to deep center field. Juaire followed with a base hit to left field and scored on an RBI double from Penny, his fifth RBI of the game.

- Jackson Dennies started on the mound for the Irish, pitching 2.2 innings, throwing three strikeouts, and giving up three runs.
- Dennies would give up one run in the bottom of the third before he was relieved by Aidan Tyrell, who finished with a game-high five strikeouts. Tyrell allowed no runs and only gave two hits across four innings pitched.
- Vinny Martinez kept the offense going with a 434' rocket out to left field, his first home run of the season with the Irish in the top of the seventh. Notre Dame tacked on another five runs in the seventh to take home the 17-4 victory.

Irish Travel to UAB

- The Irish took home their second series win of the season after taking down the Blazers 2-1 last weekend in Birmingham, AL.
- Danny Neri led the Irish against UAB, batting .500 (4-8 at the plate) and scoring three runs. Neri finished with a triple, a home run, and three RBI.
- Zack Prajzner batted .333 on the weekend recorded three hits and two runs. Pinch hitter Nick Juaire came in and went 2-2 at the plate and scored one run while also recording two RBI.
- The Irish took home game one of the series 7-2 on Friday, March 3 at Young Memorial Field after tallying runs in each of the first three innings and out-hitting the Blazers 10-5 on Friday. Jack Findlay (2-0) took home his second win of the season, finishing with six strikeouts on the day.
- Game two went to the Irish 7-3 after trailing 3-0 to start the top of the sixth. Notre Dame scored six runs in the top of the sixth, including a first career home run from Estevan Moreno. Will Mercer took home his first win of the season in game two.
- The Irish fell 5-2 in game three, falling to 5-4 on the season.

Notre Dame Wins First Series of the Year at UNCG

- The Notre Dame baseball team won their first series of the 2023 season after taking down UNCG on the road.
- Carter Putz led the way for the Irish, batting .400 on the weekend, finishing with four hits and three runs.
- The Irish took home game one on Friday, Feb. 17 in a 6-5 win after Danny Neri stepped up to the plate and homered to right field. After an even ballgame at 4-4 heading into the top of the ninth, Neri's homerun scored Putz and added two more runs to the board.

AT A GLANCE

- Findlay's three strikeouts in the bottom of the ninth closed out Notre Dame's game one win.
- Despite falling 12-0 to UNCG on Saturday, the Irish responded with a game three win 7-4 over Sunday to take the series.
- The Irish struck first as grad students Zack Prajzner and Brooks Coetzee got the Notre Dame offense rolling. Coetzee recorded an RBI single to send Prajzner home and put the Irish on the board. Notre Dame held the Spartans scoreless the first three innings and led 1-0 to start the fourth.
- Notre Dame scored another four runs in the top of the fourth with runs from Prajzner, Putz, Penney, and Martinez.
- Bedford, who got the win for Notre Dame, dominated at the hill for the Irish. He threw four strikeouts over three innings and allowed no runs and only one hit.

Irish Open Campaign at Lipscomb

- The Notre Dame baseball team took on the Lipscomb Bisons for just the second time in program history Feb. 17-19 in Nashville, Tennessee.
- The Irish fell 5-4 in game one despite scoring two runs in the top of the ninth to close the gap within one.
- Notre Dame bounced back in game two, defeating the Bison 8-4 after a big seven-run inning in the top of the seventh.
- Despite taking home game two, the Irish struggled to connect at the plate and fell in game three 4-2, falling to 1-2 to start the 2023 season.
- With only 10 hits as a team on the weekend, TJ Williams and Jack Penney both hit their first home runs of the 2023 season.
- Freshmen Rory Fox and David Lally Jr. made their debuts on the mound on Sunday, as well as graduate transfers Carter Bosch and Blake Hely who pitched in an Irish uniform for the first time.

Lethal Lineup is Back for 2022

- Coming off the most successful season in almost 20 years, a strong portion of the 2022 leadership returns as seven graduate students are back for another year with the Irish, four of which were every day starters.
- Graduate students Carter Putz, Zack Prajzner, Jack Zyska, and Brooks Coetzee all return to the field for the Irish.
- Putz started all 58 games and was a big piece of Notre Dame's success last season. He also led the team in hits (81) and runs (55) and was second on the squad in doubles (13) and batting average (.339).
- Putz's 81 hits were the most hits in a single season since 2013 when World Series Champion Trey

Mancini had 89 hits on the year.

- Prajzner returns to the Irish after starting all 58 games and setting career highs in runs, hits, doubles, home runs and RBIs last season. He was also fourth on the team in hits and runs as he finished with 44 runs and 58 hits.
- Prajzner was named to the 2022 Statesboro Regional All-Tournament Team after hitting the game-tying home run in the 6-4 win over No. 22 Georgia Southern to advance to the Statesboro Regional Championship.
- Both Putz and Prajzner were also recognized by Perfect Game as two of the top 50 seniors in the country heading into the 2023 season.
- Zyska made 38 starts on the season and was a big piece of the Super Regional win over No. 1 Tennessee as he hit one of four home runs in the 8-6 win over the Volunteers in game one and set a career-high four hits against Tennessee in game two.
- He finished with 34 runs, 45 hits, 12 doubles, 13 home runs, and seven stolen bases.
- Coetzee started all 58 games and had a big year with the Irish as he set career highs in runs (42), hits (59), home runs (12), and RBI (43).
- He finished second on the team in home runs and was one of three Irish players to hit double-digit home runs last season as the Irish set the program record for home runs in a single season with 79 homers.

Findlay, Tyrell, and Mercer Return

- While the Irish lost main starters John Bertrand and Austin Temple, the Irish return Freshman All-American LHP Jack Findlay.
- Findlay capped off his freshman season as a pivotal piece of Notre Dame's postseason success. He made 20 appearances, including eight starts, but was recognized as a big-time closer for the Irish.
- Findlay led the Irish in ERA and saves, was second in wins and third on the team in innings pitched after finishing the 2022 season with a 2.17 ERA, 54 strikeouts, and 6-2 record with four saves through 49.2 innings.
- Findlay was named a 2022 Perfect Game Second Team Freshman All-American and a 2022 Freshman All-American by Collegiate Baseball Newspaper.
- At the beginning of this year, Findlay was also recognized by Perfect Game as one of the top 50 sophomores in the country.
- Graduate student Aidan Tyrell also returns to the mound for Notre Dame.
- Tyrell made 26 appearances and had five starts for the Irish as he finished the year with a 3.75 ERA, 37 strikeouts, and a 5-2 record with two saves

through 48.0 innings pitched.

- Tyrell won his first three starts of the season after allowing just one run in 16.0 innings pitched and had a string of four and five-straight appearances out of the bullpen without allowing a run.
- Graduate student Will Mercer returns for his fifth season after making 13 appearances and 3 starts in 2022.
- Mercer finished his senior year with a 4.18 ERA and a 2-1 record with one save through 23.2 innings pitched along with 24 strikeouts. He tossed a season-best 3.2 innings pitched and did not allow a run against #5 Texas A&M at the College World Series.

Newcomers

- The Irish also have 14 newcomers, featuring 10 freshmen and four grad transfers.
- Blake Hely is a graduate transfer that joined the Irish this fall after spending four years at Davidson.
- He was another Notre Dame player recognized by Perfect Game this year as one of the top 50 impact transfers in the nation. Hely was a weekend starter for the Wildcats, appearing in and starting 15 games with a 3.80 ERA and a 9-2 record after leading Davidson in 2022 with 85.1 innings pitched.
- Hely was also named Atlantic 10 Pitcher of the Year, Atlantic 10 First Team, and ABCA All-Atlantic Region Team this past season.
- Hely held opponents to a .207 batting average, led the A-10 with 6.86 hits allowed per nine innings and was second in the league with 97 strikeouts.
- Graduate transfers Vincent Martinez (C) and Justin Moore (RHP) joined the Irish this fall after each of them spent four years at Stanford.
- RHP Carter Bosch is another graduate transfer who joins the Irish from Georgetown.
- David Lally Jr., of Grand Blanc, Michigan, is predicted to be a force on the mound as he helped guide his high school to a 2021 State Championship, is a two-time Collegiate Baseball First Team All-American and was recognized this year as one of the top 100 freshmen in the country by Perfect Game.

Season to Remember in 2022

- Notre Dames run at the College World Series came to a close on June 21, 2022 after a 5-1 loss to Texas A&M in the Bracket 1 elimination game.
- The Fighting Irish finished the season with a 41-17 overall record after making the program's third trip to Omaha for the College World Series.
- The Irish reached the Super Regional round in consecutive seasons for the first time in program history and were the only ACC team that advanced

2023 NOTRE DAME BASEBALL GAME NOTES

to Omaha after four ACC squads were in the Super Regionals last year.

- They eclipsed the 40-win plateau for the first time since 2006 and knocked off the No. 1 overall seed Tennessee in the Super Regionals.
- Heading into the contest, Tennessee was 37-3 at home and had won 11-straight games.
- The Irish hit four home runs in the win, the most home runs Tennessee had allowed all season.
- The Irish handed Tennessee their first loss at home in the postseason since 2001.
- Left-handed pitcher John Michael Bertrand, infielder/right-handed pitcher Jack Brannigan and left-handed pitcher Jack Findlay all earned All-American honors.
- Bertrand was named a second team All-American by the NCBWA, Brannigan was named to the third team by Perfect Game and Findlay was a second team freshman All-American from Perfect Game.
- It was Bertrand's third postseason All-American honor this year (Collegiate Baseball & CoSIDA), Findlay's second of the season (Collegiate Baseball) and Brannigan earned his first of the season.
- Bertrand was also named the NCBWA District Five Player of the Year, ABCA All-Region First Team, and was named the Statesboro Regional Most Outstanding Player as he helped pave the way on the Irish's run to the College World Series.

2022 MLB Draft

- The Irish saw four of Irish drafted on the second day of the Major League Baseball Draft in 2022.
- It marks the second-straight season that Notre Dame has had a pair of players taken in the MLB Draft, and the 37th-consecutive season the Irish have had at least one player selected.
- Infielder Jack Brannigan was selected in the third round by the Pittsburgh Pirates.
- Brannigan's third round selection is the highest pick for a Notre Dame player since Eric Jagielo was taken in the first round in 2013.
- Last season Brannigan started 56 games and appeared in 11 games on the hill with one start. Brannigan slashed .291/.360/.540 as he led the Irish in doubles (15) and was second on the team in homers (12).
- Right-handed pitcher Liam Simon was picked by the San Francisco Giants in the fifth round.
- Simon appeared in 16 games and made seven starts on the hill in 2022. He threw 30.2 innings, striking out 56 hitters as opponents hit just .188 against him.
- Right-handed pitcher Alex Rao was selected by the Philadelphia Phillies in the eighth round.
- Rao threw 47.0 innings and struck out 57 hitters, while also picking up three saves, and earning a 3-1 record. He held opponents to a .188 average

against.

- John Michael Bertrand was the final pick of the 10th round by the Giants.
- In the 2022 season, Bertrand started 18 games for Notre Dame, leading the team in innings pitched (109.0), strikeouts (111) and wins (10). He earned a 2.81 ERA and limited opponents to a .234 average against.

John P. And Catherine Murphy Head Baseball Coach

- Shawn Stiffler is in his first season with the Irish and comes to South Bend after spending the last 10 seasons at the helm of the VCU program where he accrued a 340-198 overall record, and dominated the Atlantic 10 with a record of 146-71.
- He was a monumental piece in VCU's success where he turned the Rams into one of the most consistent programs in the country, as it is one of just seven programs nationally to earn 34 or more wins in each of the last eight full seasons.
- In Stiffler's 10-seasons at the helm of the VCU program, the Rams won Atlantic 10 Regular Season Championships in 2017, 2019 and 2021. The 2017 A-10 Regular Season Championship was the first in program history at VCU.
- Stiffler also led VCU to the NCAA Championship Tournament in 2015, 2021 and 2022.
- Stiffler earned American Baseball Coaches' Association (ABCA) East-Region Coach of the Year honors following the 2015 season in which he led VCU to the A-10 Championship and its first-ever Super Regional..
- The 2019 A-10 Coach of the Year guided four Rams to All-American honors, five Freshman All-Americans, 20 ABCA All-Region honorees and 48 All A-10 selections.

Meet the Assistants

- Assistant coach Logan Robbins joined the Irish after spending seven seasons at Old Dominion in Norfolk, Virginia.
- Robbins led the Monarch offense to new heights as hitters finished second in Conference USA in 2021 and 2022, hitting a .301 and a .296 team average, respectively.
- In 2021, the Monarchs finish second in the country with 105 home runs, smashing the previous home run record of 67, followed by a 2022 squad that hit 128 home runs as a team, finishing third nationally.
- Robbins offense finished in the top 15 nationally in home runs, home runs per game, scoring and slugging percentage.
- Robbins played at Western Kentucky University and was a 10th round draft pick by the Atlanta Braves in 2011.
- Seth Voltz joins the Fighting Irish after spending the 2022 season under Stiffler at VCU, and previously

worked as an assistant coach at Wofford College.

- Voltz led the Rams to the 2022 Atlantic 10 Championship, winning 17-consecutive games and earning the three-seed at the NCAA Chapel Hill Regional where they notched wins over North Carolina and Georgia.
- VCU finished the 2022 campaign with a 42-20 record, and ranked in the top 20 in Division I in ERA (3.91 – 9th), WHIP (1.29 – 12th) and walks allowed per nine innings (3.12 – 10th).
- Voltz was an assistant coach with the Wofford Terriers from 2017-20.
- He helped the Terriers win the first Southern Conference Regular Season Championship in program history in 2021, after a 36-21 regular season and a 21-9 SoCon record.
- The 492 strikeouts in the 2021 campaign is the second-most in SoCon history and the third-most in program history.
- After graduating from VCU in 2012, where he was a four-year letterwinner under Stiffler, he began his coaching career as the Rams' volunteer coach and then coached as an assistant at UT Martin from 2015-16.
- Stiffler completed his staff with the hiring of Duke alum Ryan Munger from Davidson College as his volunteer coach. Munger has served as an assistant coach for the past seven seasons, and was elevated to recruiting coordinator in July of 2018.

2023 NOTRE DAME BASEBALL GAME NOTES

2023 ROSTER

No.	Name	Pronunciation	Cl.	Pos.	Ht.	Wt.	B/T	Hometown/Previous School
1	Cooper Clapp		Fr.	INF	5-10	180	L/R	Savannah, TN/Hardin County
3	Estevan Moreno		Fr.	INF	6-2	200	R/R	Hanover Park, IL /Montini Catholic
4	Carter Putz		Gr.	INF	6-0	210	R/R	Belton, MO/Bishop Miege
6	TJ Williams		Jr.	OF	5-11	185	R/L	Germantown, MD/Georgetown Prep
7	Jack Zyska	ZIS-ka	Gr.	OF	5-11	180	R/R	Berkeley Heights, NJ/Seton Hall Prep
8	Danny Neri	knee-RYE	Jr.	C	6-1	195	L/R	Macclenny, FL/ Bishop John J. Snyder
9	RJ Rickabaugh		Fr.	C	5-11	190	L/R	Coatesville, PA/Coatesville Area
10	Rory Fox		Fr.	INF/RHP	6-2	185	L/R	Waukesha, WI Catholic Memorial
11	Jack Penney		So.	INF	6-0	185	L/R	Wakefield, MA/Phillips Academy
12	Connor Hincks	HINKS	Jr.	INF	6-2	180	L/R	Western Springs, IL/Benet Academy/Virginia
13	Joey Spence		So.	C	6-0	195	L/R	West Bend, IN/West Bend East
14	Zack Prajzner	PRIZE-ner	Gr.	INF	6-0	200	R/R	Carlsbad, CA/San Marcos
16	Drayk Bowen	Drake	Fr.	INF	6-2	225	R/R	Merrillville, IN/ Andrian
17	Aidan Tyrell	TAIR-uhl	Gr.	LHP	6-0	165	L/L	Joliet, IL/Joliet Catholic Academy
18	Nick Juaire	JU-AIR	Gr.	C/OF	5-8	180	S/R	Farmington, MN/Iowa Western JC / TCU
19	Casey Kmet		RS Jr.	INF	5-10	210	R/R	Arlington Heights, IL/St. Viator
20	Nick DeMarco		So.	INF/RHP	5-11	185	R/R	St. Charles, IL/St. Charles North
21	Brady Gumpf		Jr.	OF	6-1	195	R/R	South Bend, IN/St. Joseph
22	Peter Fasciglione		Fr.	INF	6-2	195	L/R	Harrison, NY/Iona Prep
23	Carter Bosch		Gr.	RHP	6-2	205	R/R	McLean, VA/Potomac
24	Jack Findlay	FIN-dlay	So.	LHP	6-3	200	L/L	Ledgewood, NJ/Roxbury
25	Ryan Lynch		Jr.	LHP	6-2	200	R/L	Granger, IN/Penn
26	Caden Spivey		Fr.	RHP	6-1	180	R/R	Soperton, GA/Vidalia Comprehensive
28	Hunter Russell		Fr.	INF	6-3	190	L/R	Jacksonville, FL/Episcopal
29	David Lally Jr.		Fr.	RHP	6-4	210	R/R	Grand Blanc, MI/Grand Blanc Community
30	DM Jefferson		So.	OF	6-0	200	L/R	Washington, DC/St. John's
32	Matt Bedford		Jr.	RHP	6-1	200	R/R	Staten Island, NY/St. Peter's Boys HS
33	Radek Birkholz	RAD-ick	So.	RHP	6-0	200	R/R	Highlands Ranch, CO/Valor Christian
34	Vinny Martinez		Gr.	C	6-2	235	R/R	San Marcos, CA/San Marcos
36	Zach Kempe	kemp	So.	RHP	6-1	185	R/R	St. Charles, IL/St. Charles North
38	Xavier Hirsch		Fr.	RHP	6-5	185	L/R	Mansfield, TX/Mansfield
40	Aidan Krupp		So.	RHP	6-3	220	R/R	River Forest, IL/Oak Park & River Forest
41	Jackson Dennies		Jr.	RHP	6-4	240	R/R	New Orleans, LA/Archbishop Rummel
42	Brooks Coetzee III	COAT-zee	Gr.	OF	6-1	210	R/R	Mahomet, IL/Mahomet-Seymour
43	Will Mercer		Gr.	LHP	6-1	210	L/L	Houston, TX/Strake Jesuit Prep
44	Blake Hely		Gr.	RHP	6-1	190	R/R	Coral Springs, FL/St. Thomas Aquinas
45	Justin Moore		Gr.	RHP	6-5	235	R/R	Austin, TX/Vandergriff
47	Tony Lindwedel	LIND-wed-uhl	Jr.	C	5-11	185	R/R	St. Louis, MO/St. Louis University HS
49	Ricky Reeth		So.	RHP	6-2	190	L/R	Windermere, FL/West Orange
50	Sammy Cooper		Jr.	RHP	5-11	190	R/R	Lee's Summit, MO/Lee's Summit West

John P. and Catherine Murphy Head Baseball Coach - 5 Shawn Stiffler (George Mason '01)

Assistant Coach - 2 Logan Robbins (Western Kentucky University '12)

Assistant Coach - 5 Seth Voltz (Virginia Commonwealth University '12)

Volunteer Assistant Coach - 37 Ryan Munger (Duke '13)

2023 SCHEDULE

Day	Date	Opponent	Site	Video	Time (Eastern)	Results	Decision
Friday	Feb. 17	Lipscomb	Nashville, TN	ESPN+	3:00 p.m.	L, 5-4	L: Hely (0-1)
Saturday	Feb. 18	Lipscomb	Nashville, TN	ESPN+	3:00 p.m.	W, 8-4	W: Tyrell (1-0)
Sunday	Feb. 19	Lipscomb	Nashville, TN	ESPN+	2:00 p.m.	L, 4-2	L: Fox (0-1)
Friday	Feb. 24	UNCG	Greensboro, NC	ESPN+	4:00 p.m.	W, 6-5	W: Findlay (1-0)
Saturday	Feb. 25	UNCG	Greensboro, NC	ESPN+	2:00 p.m.	L, 12-0	L: Dennies (0-1)
Sunday	Feb. 26	UNCG	Greensboro, NC	ESPN+	12:00 p.m.	W, 7-4	W: Bedford (1-0)
Friday	March 3	UAB	Birmingham, AL	CUSA TV	5:00 p.m.	W, 7-2	W: Findlay (2-0)
Saturday	March 4	UAB	Birmingham, AL	ESPN+	3:00 p.m.	W, 7-3	W: Mercer (1-0)
Sunday	March 5	UAB	Birmingham, AL	CUSA TV	2:00 p.m.	L, 5-2	L: Tyrell (1-1)
Friday	March 10	Georgia Tech*	Atlanta, GA	ACCNX	6:00 p.m.	L, 7-4	L: Bedford (1-1)
Saturday	March 11	Georgia Tech*	Atlanta, GA	ACCNX	2:00 p.m.	L, 15-2	L: Birkholz (0-1)
Saturday	March 11	Georgia Tech*	Atlanta, GA	ACCNX	6:00 p.m.	W, 17-4	W: Tyrell (2-1)
Tuesday	March 14	Saint Joseph	Holly Springs, NC	-----	3:00 p.m.	W, 6-3	W: Hely (1-1)
Wednesday	March 15	Saint Joseph	Holly Springs, NC	-----	1:00 p.m.	W, 10-9	W: Cooper (1-0)
Saturday	March 18	Wake Forest*	Winston-Salem, NC	ACCNX	12:00 p.m.	L, 4-1	L: Dennies (0-2)
Saturday	March 18	Wake Forest*	Winston-Salem, NC	ACCN	4:00 p.m.	L, 12-3	L: Bedford (1-2)
Sunday	March 19	Wake Forest*	Winston-Salem, NC	ACCNX	1:00 p.m.	W, 3-1	W: Findlay (3-0)
Tuesday	March 21	Valparaiso	Notre Dame, IN	ACCNX	4:00 p.m.	W, 8-4	W: Cooper (2-0)
Friday	March 24	Louisville*	Notre Dame, IN	ACCN	3:00 p.m.	W, 4-3	W: Tyrell (3-1)
Sunday	March 26	Louisville*	Notre Dame, IN	ACCNX	11:00 p.m.	W, 5-4	W: Findlay (4-0)
Sunday	March 26	Louisville*	Notre Dame, IN	ACCNX	2:30 p.m.	L, 2-1	L: Birkholz (0-2)
Tuesday	March 28	Butler	Notre Dame, IN	ACCNX	5:00 p.m.	W, 4-0	W: Tyrell (4-1)
Friday	March 31	North Carolina*	Notre Dame, IN	ACCNX	3:00 p.m.	L, 10-8	L: Bosch (0-1)
Sunday	April 2	North Carolina*	Notre Dame, IN	ACCNX	12:00 p.m.	L, 5-2	L: Findlay (4-1)
Sunday	April 2	North Carolina*	Notre Dame, IN	ACCNX	3:30 p.m.	W, 9-1	W: Tyrell (5-1)
Thursday	April 4	Northwestern	Notre Dame, IN	ACCNX	5:30 p.m.	W, 12-0	W: Bosch (1-1)
Thursday	April 6	Pitt*	Pittsburgh, PA	ACCNX	3:00 p.m.	W: 10-8	W: Mercer (2-0)
Friday	April 7	Pitt*	Pittsburgh, PA	ACCNX	3:00 p.m.	W: 11-2	W: Tyrell (6-1)
Saturday	April 8	Pitt*	Pittsburgh, PA	ACCNX	1:00 p.m.	L: 9-5	L: Cooper (2-1)
Tuesday	April 11	Michigan State	Notre Dame, IN	ACCNX	6:00 p.m.	L: 7-6 (11)	L: Lynch (0-1)
Friday	April 14	Clemson*	Clemson, SC	ACCN	8:00 p.m.	W: 10-4	W: Spivey (1-0)
Saturday	April 15	Clemson*	Clemson, SC	ACCNX	4:00 p.m.	L: 5-1	L: Findlay (4-2)
Sunday	April 16	Clemson*	Clemson, SC	ACCNX	1:00 p.m.	L: 6-4	L: Birkholz (0-3)
Tuesday	April 18	Valparaiso	Notre Dame, IN	ACCNX	4:00 p.m.	W: 7-3	W: Cooper (3-1)
Wednesday	April 19	Western Michigan	Notre Dame, IN	ACCNX	6:00 p.m.	W: 2-1	W: Reeth (1-0)
Friday	April 21	Virginia*	Notre Dame, IN	ACCNX	6:00 p.m.	W: 10-7	W: Tyrell (7-1)
Sunday	April 23	Virginia*	Notre Dame, IN	ACCNX	12:00 p.m.	W: 10-2	W: Hely (2-1)
Sunday	April 23	Virginia*	Notre Dame, IN	ACCNX	3:30 p.m.	W: 5-4	W: Spivey (2-0)
Tuesday	April 25	Michigan State	Lansing, MI	B1G+	6:00 p.m.	L: 12-5	L: Bedford (1-3)
Friday	April 28	Florida State*	Notre Dame, IN	ACCNX	6:00 p.m.	L: 3-2	L: Tyrell (7-2)
Saturday	April 29	Florida State*	Notre Dame, IN	ACCNX	4:00 p.m.	W: 12-2	W: Hely (3-1)
Sunday	April 30	Florida State*	Notre Dame, IN	ACCNX	3:00 p.m.	W: 12-8	W: Spivey (3-0)
Tuesday	May 2	Bowling Green	Notre Dame, IN	ACCNX	6:00 p.m.	Canceled	
Thursday	May 4	NC State*	Notre Dame, IN	ACCN	7:00 p.m.		
Friday	May 5	NC State*	Notre Dame, IN	ACCNX	5:00 p.m.		
Saturday	May 6	NC State*	Notre Dame, IN	ACCNX	2:00 p.m.		
Friday	May 12	Akron	Notre Dame, IN	ACCNX	7:00 p.m.		
Saturday	May 13	Akron	Notre Dame, IN	ACCNX	3:00 p.m.		
Sunday	May 14	Akron	Notre Dame, IN	ACCNX	1:00 p.m.		
Tuesday	May 16	Northwestern	Wrigley Field	B1G+	6:00 p.m.		
Thursday	May 18	Boston College*	Boston, MA	ACCNX	6:00 p.m.		
Friday	May 19	Boston College*	Fenway Park	ACCN	7:00 p.m.		
Saturday	May 20	Boston College*	Boston, MA	ACCNX	1:00 p.m.		

*Atlantic Coast Conference Games // All times Eastern // All dates, times and broadcast schedules subject to change

Home games in **BOLD** played at Frank Eck Stadium

ACC Network Extra games available on ESPN apps and watchESPN.com

2023 OVERALL STATISTICS



2023 Notre Dame Baseball Overall Statistics for Notre Dame (as of Apr 30, 2023) (All games Sorted by Batting avg)

Record: 25-17 Home: 13-5 Away: 10-12 Neutral: 2-0 ACC: 13-11

Player	avg	gp-gs	ab	r	h	2b	3b	hr	rbi	tb	slg%	bb	hp	so	gdp	ob%	sf	sh	sb-att	po	a	e	fld%
4 Carter Putz	.291	42-42	158	34	46	9	0	8	31	79	.500	20	3	26	2	.379	1	0	3-5	355	19	7	.982
14 Zack Prajzner	.286	42-42	168	35	48	10	0	5	21	73	.435	19	7	34	0	.379	1	0	3-4	50	104	5	.969
34 Vinny Martinez	.281	30-30	96	20	27	6	0	9	29	60	.625	16	3	32	1	.400	0	1	0-0	82	7	0	1.000
42 Brooks Coetzee	.277	40-36	119	27	33	8	1	2	23	49	.412	11	26	25	0	.449	0	3	9-12	49	1	1	.980
30 DM Jefferson	.269	35-30	93	12	25	6	1	1	11	36	.387	13	5	19	1	.381	2	2	7-8	35	0	2	.946
11 Jack Penney	.253	42-42	158	38	40	4	1	10	27	76	.481	24	2	39	3	.357	1	3	8-8	37	89	4	.969
6 TJ Williams	.233	42-41	150	25	35	8	0	4	14	55	.367	11	8	41	0	.318	1	8	7-10	103	3	2	.981
8 Danny Neri	.226	35-30	106	18	24	3	2	4	18	43	.406	15	4	34	0	.344	0	2	1-1	258	22	2	.993
3 Estevan Moreno	.200	40-39	135	18	27	1	0	7	21	49	.363	14	4	53	0	.292	1	0	5-7	52	109	6	.964
13 Joey Spence	.333	8-1	9	1	3	0	0	1	2	6	.667	1	1	4	0	.455	0	0	0-0	1	0	0	1.000
47 Tony Lindwedel	.333	3-0	3	2	1	0	0	1	2	4	1.333	0	0	1	0	.333	0	0	0-0	1	0	0	1.000
18 Nick Juaire	.250	27-12	48	4	12	1	0	0	14	13	.271	5	2	8	1	.339	1	2	0-0	0	0	0	.000
21 Brady Gumpf	.250	24-9	44	4	11	2	0	1	4	16	.364	0	1	18	0	.255	2	0	1-1	22	0	0	1.000
12 Connor Hincks	.167	6-1	6	1	1	0	0	0	1	1	.167	2	0	2	0	.375	0	0	0-0	12	0	0	1.000
7 Jack Zyska	.146	17-14	48	7	7	2	0	1	10	12	.250	6	1	20	0	.250	1	0	2-2	12	0	0	1.000
19 Casey Kmet	.136	17-4	22	3	3	0	0	0	2	3	.136	2	1	6	0	.240	0	2	1-1	10	1	2	.846
20 Nick DeMarco	.037	17-5	27	5	1	0	0	0	0	1	.037	2	4	16	1	.212	0	0	1-2	4	9	0	1.000
10 Rory Fox	.000	1-0	1	0	0	0	0	0	0	0	.000	1	0	0	0	.500	0	0	0-0	0	0	0	.000
Totals	.247	42	1391	254	344	60	5	54	230	576	.414	162	72	378	9	.353	11	23	48-61	1104	408	36	.977
Opponents	.240	42	1391	211	334	82	7	43	198	559	.402	155	52	350	19	.336	13	10	30-42	1096	324	45	.969

LOB - Team (309), Opp (306). DPs turned - Team (28), Opp (19). IBB - Team (2), Z Prajzner 1, C Putz 1, Opp (1). Picked off - T Williams 2, J Penney 1, B Coetzee 1, E Moreno 1, DM Jefferson 1, D Neri 1, Z Prajzner 1.

(All games Sorted by Earned run avg)

Player	era	w-l	app	gs	cg	sho	sv	ip	h	r	er	bb	so	2b	3b	hr	b/avg	wp	hp	bk	sfa	sha
17 Aidan Tyrell	2.92	7-2	12	2	0	0/1	1	49.1	34	22	16	17	41	7	1	6	.194	1	4	0	2	3
44 Blake Hely	4.53	3-1	13	11	0	0/0	0	53.2	47	28	27	24	53	17	1	8	.236	3	5	0	1	1
27 Gerry Peacock	0.00	0-0	1	0	0	0/0	0	1.0	1	1	0	1	0	0	0	0	.200	1	1	0	0	0
45 Justin Moore	1.86	0-0	8	0	0	0/1	0	9.2	5	3	2	9	8	0	0	0	.172	0	2	0	0	2
26 Caden Spivey	2.13	3-0	11	1	0	0/1	0	25.1	18	9	6	8	19	5	0	3	.191	3	5	1	0	0
41 Jackson Dennies	2.80	0-2	10	10	0	0/1	0	35.1	24	12	11	13	38	4	1	2	.188	0	10	0	1	1
43 Will Mercer	3.27	2-0	12	0	0	0/0	2	22.0	17	9	8	10	24	1	0	1	.210	1	1	0	0	1
24 Jack Findlay	3.79	4-2	10	5	0	0/0	0	40.1	35	18	17	11	54	13	0	4	.230	4	6	0	1	0
50 Sammy Cooper	5.49	3-1	15	0	0	0/0	2	19.2	26	12	12	3	8	4	0	3	.321	0	1	0	0	1
33 Radek Birkholz	5.74	0-3	13	4	0	0/0	1	31.1	32	25	20	13	26	10	1	3	.256	4	7	0	3	0
23 Carter Bosch	5.92	1-1	14	2	0	0/1	2	24.1	23	17	16	10	24	5	0	4	.256	0	2	0	1	1
29 David Lally Jr.	6.00	0-0	8	5	0	0/1	0	15.0	22	10	10	13	13	5	0	0	.344	1	3	2	2	0
49 Ricky Reeth	7.71	1-0	6	0	0	0/1	0	11.2	9	10	10	8	9	2	0	2	.209	2	0	0	1	0
32 Matt Bedford	8.31	1-3	12	2	0	0/1	0	17.1	21	18	16	11	16	5	2	2	.296	5	4	1	1	0
25 Ryan Lynch	10.29	0-1	10	0	0	0/1	0	7.0	10	8	8	3	11	0	1	2	.345	2	1	0	0	0
10 Rory Fox	12.60	0-1	3	0	0	0/0	0	5.0	10	9	7	1	6	4	0	3	.400	2	0	0	0	0
Totals	4.55	25-17	42	42	0	2/2	8	368.0	334	211	186	155	350	82	7	43	.240	29	52	4	13	10
Opponents	5.62	17-25	42	42	0	1/1	9	365.1	344	254	228	162	378	60	5	54	.247	31	72	3	11	23

PB - Team (6), D Neri 5, V Martinez 1, Opp (17). Pickoffs - Team (6), D Neri 2, A Tyrell 1, D Lally 1, J Dennies 1, M Bedford 1, Opp (8). SBA/ATT - D Neri (22-29), V Martinez (8-11), J Dennies (7-8), B Hely (5-7), J Findlay (3-6), A Tyrell (2-4), C Bosch (3-4), R Birkholz (2-3), M Bedford (3-3), J Moore (1-2), R Reeth (1-2), S Cooper (1-1), D Lally (1-1), R Fox (1-1).

2023 FIELDING STATISTICS

2023 Notre Dame Baseball
Overall Statistics for Notre Dame (as of Apr 30, 2023)
(All games Sorted by Fielding pct)

Player	c	po	a	e	fld%	dp	sba	csb	sba%	pb	ci
34 Vinny Martinez	89	82	7	0	1.000	0	8	3	.727	1	0
21 Brady Gumpf	22	22	0	0	1.000	0	0	0	---	0	0
20 Nick DeMarco	13	4	9	0	1.000	1	0	0	---	0	0
12 Connor Hincks	12	12	0	0	1.000	0	0	0	---	0	0
7 Jack Zyska	12	12	0	0	1.000	0	0	0	---	0	0
41 Jackson Dennies	8	3	5	0	1.000	0	7	1	.875	0	0
44 Blake Hely	8	4	4	0	1.000	0	5	2	.714	0	0
33 Radek Birkholz	6	4	2	0	1.000	0	2	1	.667	0	0
29 David Lally Jr.	4	0	4	0	1.000	0	1	0	1.000	0	0
24 Jack Findlay	4	1	3	0	1.000	0	3	3	.500	0	0
23 Carter Bosch	4	0	4	0	1.000	0	3	1	.750	0	0
50 Sammy Cooper	3	2	1	0	1.000	0	1	0	1.000	0	0
32 Matt Bedford	3	1	2	0	1.000	0	3	0	1.000	0	0
47 Tony Lindwedel	1	1	0	0	1.000	0	0	0	---	0	0
45 Justin Moore	1	1	0	0	1.000	0	1	1	.500	0	0
13 Joey Spence	1	1	0	0	1.000	0	0	0	---	0	0
8 Danny Neri	282	258	22	2	.993	0	22	7	.759	5	0
4 Carter Putz	381	355	19	7	.982	28	0	0	---	0	0
6 TJ Williams	108	103	3	2	.981	0	0	0	---	0	0
42 Brooks Coetzee	51	49	1	1	.980	1	0	0	---	0	0
11 Jack Penney	130	37	89	4	.969	10	0	0	---	0	0
14 Zack Prajzner	159	50	104	5	.969	15	0	0	---	0	0
3 Estevan Moreno	167	52	109	6	.964	18	0	0	---	0	0
30 DM Jefferson	37	35	0	2	.946	0	0	0	---	0	0
17 Aidan Tyrell	13	4	8	1	.923	0	2	2	.500	0	0
19 Casey Kmet	13	10	1	2	.846	0	0	0	---	0	0
43 Will Mercer	6	0	5	1	.833	1	0	0	---	0	0
26 Caden Spivey	7	1	4	2	.714	1	0	0	---	0	0
49 Ricky Reeth	3	0	2	1	.667	0	1	1	.500	0	0
10 Rory Fox	0	0	0	0	.000	0	1	0	1.000	0	0
25 Ryan Lynch	0	0	0	0	.000	0	0	0	---	0	0
27 Gerry Peacock	0	0	0	0	.000	0	0	0	---	0	0
18 Nick Juaire	0	0	0	0	.000	0	0	0	---	0	0
Totals	1548	1104	408	36	.977	28	30	12	.714	6	0
Opponents	1465	1096	324	45	.969	19	48	13	.787	17	0

2023 MISCELLANEOUS STATISTICS

Score by innings	1	2	3	4	5	6	7	8	9	EX	Total
Notre Dame	37	18	30	32	38	27	32	25	15	0	254
Opponents	19	28	27	24	19	20	34	26	13	1	211

Multiple Hit Games	2	3	4	5+	Total
14 Zack Prajzner	11	3	-	-	14
4 Carter Putz	8	5	-	-	13
11 Jack Penney	7	3	1	-	11
42 Brooks Coetzee	8	2	-	-	10
6 TJ Williams	8	1	-	-	9
34 Vinny Martinez	4	3	-	-	7
3 Estevan Moreno	3	1	-	-	4
30 DM Jefferson	2	2	-	-	4
8 Danny Neri	3	1	-	-	4
21 Brady Gumpf	3	-	-	-	3
18 Nick Juaire	2	-	-	-	2
7 Jack Zyska	1	-	-	-	1
TEAM	60	21	1	0	82

Multiple RBI Games	2	3	4	5+	Total
34 Vinny Martinez	6	4	-	-	10
4 Carter Putz	6	1	2	-	9
14 Zack Prajzner	7	-	-	-	7
8 Danny Neri	4	2	-	-	6
11 Jack Penney	3	-	1	1	5
18 Nick Juaire	3	1	-	-	4
3 Estevan Moreno	1	3	-	-	4
42 Brooks Coetzee	1	2	-	1	4
6 TJ Williams	3	-	1	-	4
30 DM Jefferson	3	-	-	-	3
7 Jack Zyska	1	1	-	-	2
21 Brady Gumpf	1	-	-	-	1
13 Joey Spence	1	-	-	-	1
47 Tony Lindwedel	1	-	-	-	1
TEAM	41	14	4	2	61

Hitting Streaks	Longest	Current
14 Zack Prajzner	8	1
4 Carter Putz	7	2
34 Vinny Martinez	6	2
30 DM Jefferson	6	-
11 Jack Penney	5	2
18 Nick Juaire	5	-
7 Jack Zyska	4	-
8 Danny Neri	4	1
3 Estevan Moreno	4	-
42 Brooks Coetzee	4	4
6 TJ Williams	3	2
13 Joey Spence	3	-
21 Brady Gumpf	3	3
19 Casey Kmet	2	-
12 Connor Hincks	1	-
20 Nick DeMarco	1	-
47 Tony Lindwedel	1	-

Reached Base Streaks	Longest	Current
42 Brooks Coetzee	18	7
14 Zack Prajzner	16	10
11 Jack Penney	14	9
6 TJ Williams	10	10
4 Carter Putz	9	2
30 DM Jefferson	8	-
18 Nick Juaire	7	-
34 Vinny Martinez	7	2
8 Danny Neri	6	4
7 Jack Zyska	4	-
13 Joey Spence	4	1
3 Estevan Moreno	4	3
19 Casey Kmet	3	-
21 Brady Gumpf	3	3
12 Connor Hincks	2	-
47 Tony Lindwedel	1	-
10 Rory Fox	1	1
20 Nick DeMarco	1	-

#1 COOPER CLAPP



Freshman | INF

Career Highs

Hits:

Runs:

RBI:

SB:

News & Notes

CAREER SUMMARY

--

2023 GAME-BY-GAME

--

#3 ESTEVAN MORENO



Freshman | INF

Career Highs

Hits: 3 (4/21/23 vs. UVA)

Runs: 3 (4/21/23 vs. UVA)

RBI: 3 (4/21/23 vs. UVA)

HR: 3 (4/21/23 vs. UVA)

News & Notes

- Tallied three home runs on Friday, April 21 in the win over No. 8 Virginia
- Recorded his first career home run against UAB (3/4/23)
- Had his first career hit against UNC Greensboro (2/26/23)

CAREER SUMMARY

Year	avg	gp-gs	ab	r	h	2b	3b	hr	rbi	tb	slg%	bb	hbp	so	gdp	ob%	sf	sh	sb-att	po	a	e	fld%
2023	.200	40-39	135	18	27	1	0	7	21	49	.363	14	4	53	0	.292	1	0	5-7	52	109	6	.964
TOTAL	.200	40-39	135	18	27	1	0	7	21	49	.363	14	4	53	0	.292	1	0	5-7	52	109	6	.964

2023 GAME-BY-GAME

#3 Estevan Moreno - 40 games (All games)

Date	Opponent	Pos	AB	R	H	RBI	2B	3B	HR	BB	SB	CS	HBP	SAC	SF	GDP	K	PO	A	E	Avg	
Feb 17	at Lipscomb	*2b	3	0	0	0	0	0	0	0	0	0	0	0	0	0	2	1	3	0	.000	
Feb 18	at Lipscomb	*2b	4	0	0	1	0	0	0	0	0	0	1	0	0	0	2	1	5	0	.000	
Feb 24	at UNC Greensboro	*2b	2	0	0	0	0	0	0	1	1	0	1	0	1	0	2	3	3	0	.000	
Feb 25	at UNC Greensboro	*2b	2	0	0	0	0	0	0	0	0	0	0	0	0	0	0	2	2	0	.000	
Feb 26	at UNC Greensboro	*2b	4	1	1	0	1	0	0	1	0	0	0	0	0	0	1	0	3	0	.067	
Mar 03	at UAB	*2b	4	0	1	1	0	0	0	0	0	0	0	0	0	0	2	0	1	1	.105	
Mar 04	at UAB	*2b	3	1	1	3	0	0	1	1	0	1	0	0	0	0	1	2	4	0	.136	
Mar 05	at UAB	*2b	4	0	0	1	0	0	0	0	0	0	0	0	0	0	3	2	2	0	.115	
Mar 10	at Georgia Tech	*2b	4	0	0	0	0	0	0	0	0	0	0	0	0	0	3	1	1	0	.100	
Mar 11	at Georgia Tech-1	*2b	2	1	1	0	0	0	0	0	0	0	0	0	0	0	0	1	2	0	.125	
Mar 11	at Georgia Tech-2	*2b	4	1	1	0	0	0	2	0	0	0	0	0	0	0	1	3	3	1	.139	
Mar 14	vs Saint Joseph's	*2b	4	0	0	0	0	0	0	0	0	0	0	0	0	0	0	1	1	0	.125	
Mar 15	vs Saint Joseph's	*2b	3	0	1	1	0	0	0	1	0	0	1	0	0	0	1	4	0	0	.140	
Mar 18	at Wake Forest-1	*2b	4	0	2	1	0	0	0	0	0	0	0	0	0	0	1	1	3	0	.170	
Mar 18	at Wake Forest-2	*2b/ss	4	0	1	0	0	0	0	0	0	0	0	0	0	0	2	4	3	1	.176	
Mar 19	at Wake Forest	*2b	3	0	0	0	0	0	0	1	0	0	0	0	0	0	3	0	1	0	.167	
Mar 21	VALPARAISO	*2b	4	0	0	0	0	0	0	0	0	0	0	0	0	0	0	0	1	0	.155	
Mar 24	LOUISVILLE	*2b	3	1	1	1	0	0	1	1	0	0	0	0	0	0	1	2	3	0	.164	
Mar 26	LOUISVILLE-1	*2b	4	0	0	0	0	0	0	0	0	0	0	0	0	0	2	1	3	0	.154	
Mar 26	LOUISVILLE-2	*2b	2	0	0	0	0	0	0	1	0	0	0	0	0	0	0	1	5	0	.149	
Mar 28	BUTLER	*2b	3	0	0	0	0	0	0	0	0	0	0	0	0	0	3	1	1	0	.143	
Mar 31	NORTH CAROLINA	*2b	4	1	1	3	0	0	1	0	0	0	0	0	0	0	1	1	2	0	.149	
Apr 02	NORTH CAROLINA-1	*2b	2	0	0	0	0	0	0	0	0	0	0	0	0	0	2	2	1	0	.145	
Apr 02	NORTH CAROLINA-2	*2b	2	0	1	1	0	0	0	2	0	0	0	0	0	0	0	2	3	0	.154	
Apr 06	at Pitt	*2b	4	1	2	1	0	0	0	0	0	1	0	0	0	0	1	1	3	1	.171	
Apr 07	at Pitt	*2b	4	1	1	1	0	0	0	1	1	0	0	0	0	0	0	3	3	0	.174	
Apr 08	at Pitt	*2b	4	0	1	0	0	0	0	0	0	0	0	0	0	0	2	0	4	0	.178	
Apr 11	MICHIGAN STATE	*2b	3	0	0	0	0	0	0	0	0	0	0	0	0	0	2	0	6	0	.172	
Apr 14	at Clemson	*2b	4	1	1	0	0	0	0	1	0	0	0	0	0	0	2	0	4	0	.175	
Apr 15	at Clemson	*2b	3	0	1	0	0	0	0	0	0	0	0	0	0	0	1	2	5	1	.180	
Apr 16	at Clemson	*2b	4	1	1	0	0	0	0	0	1	0	0	0	0	0	1	2	2	0	.183	
Apr 18	VALPARAISO	*2b	3	0	0	0	0	0	0	0	0	0	0	0	0	0	1	2	2	1	.178	
Apr 19	WESTERN MICHIGAN	*2b	1	0	0	0	0	0	0	0	0	0	0	0	0	0	1	0	1	0	.176	
Apr 21	VIRGINIA	*2b	4	3	3	3	0	0	3	0	0	0	0	0	0	0	0	0	4	0	.196	
Apr 23	VIRGINIA-1	*2b	4	0	1	0	0	0	0	0	0	0	1	0	0	0	3	0	3	0	.198	
Apr 23	VIRGINIA-2	*2b	4	1	1	0	0	0	0	0	1	0	0	0	0	0	2	1	2	0	.200	
Apr 25	at Michigan State	*2b	4	0	0	1	0	0	0	0	0	0	0	0	0	0	0	2	2	0	.194	
Apr 28	FLORIDA STATE	*2b	4	1	2	2	0	0	1	0	0	0	0	0	0	0	1	2	3	0	.203	
Apr 29	FLORIDA STATE	*2b	5	2	1	0	0	0	0	0	0	0	0	0	0	0	2	0	4	0	.203	
Apr 30	FLORIDA STATE	*2b	2	1	0	0	0	0	0	2	0	0	0	0	0	0	1	1	5	0	.200	
Totals			39gs	135	18	27	21	1	0	7	14	5	2	4	0	1	0	53	52	109	6	.200

On base pct. .292 • Slugging pct. .363

#4 CARTER PUTZ



Graduate Student | INF

Career Highs

Hits: 4 (3x, MR 6/19/22 vs. OU)

Runs: 3 (12x, MR 4/2/23 vs. UNC)

HR: 2 (2x MR 4/31/23 vs. FSU)

RBI: 5 (2x, MR 4/9/22 vs. CU)

News & Notes

- Started all 58 games last season
- Led the team in hits (81) and runs (55) and was second on the squad in doubles (13) and batting average (.339)
- His 81 hits last season were the most hits in a single season since 2013
- Recognized by Perfect Game as one of the top 50 seniors in the country heading into the 2023 season

CAREER SUMMARY

Year	avg	gp-gs	ab	r	h	2b	3b	hr	rbi	tb	slg%	bb	hbp	so	gdp	ob%	sf	sh	sb-att	po	a	e	fld%
2019	.264	52-47	174	27	46	8	1	1	19	59	.339	19	1	41	4	.335	3	6	5-6	21	15	2	.947
2020	.438	4-4	16	4	7	2	1	0	3	11	.688	2	0	3	0	.500	0	0	0-0	0	0	0	.000
2021	.305	47-47	187	40	57	11	3	6	45	92	.492	17	5	32	3	.369	5	1	3-3	0	0	0	.000
2022	.345	57-57	235	55	81	13	3	8	48	124	.528	21	2	51	7	.398	3	0	2-2	476	20	5	.990
2023	.291	42-42	158	34	46	9	0	8	31	79	.500	20	3	26	2	.379	1	0	3-5	355	19	7	.982
TOTAL	.308	202-197	770	160	237	43	8	23	146	365	.474	79	11	153	16	.375	12	7	13-16	852	54	14	.985

2023 GAME-BY-GAME

#4 Carter Putz - 42 games (All games)																							
Date	Opponent	Pos	AB	R	H	RBI	2B	3B	HR	BB	SB	CS	HBP	SAC	SF	GDP	K	PO	A	E	Avg		
Feb 17	at Lipscomb	*1b	4	0	0	0	0	0	0	0	0	0	0	0	0	0	2	4	0	0	.000		
Feb 18	at Lipscomb	*1b	5	1	1	0	0	0	0	0	0	0	0	0	0	0	2	8	0	0	.111		
Feb 19	at Lipscomb	*1b	3	1	0	0	0	0	0	1	0	0	0	0	0	0	4	0	0	0	.083		
Feb 24	at UNC Greensboro	*1b	4	2	3	1	0	0	0	0	0	0	1	0	0	0	7	1	0	0	.250		
Feb 25	at UNC Greensboro	*1b	3	0	0	0	0	0	0	0	0	0	0	0	0	0	1	8	0	2	.211		
Feb 26	at UNC Greensboro	*1b	3	1	1	0	0	0	0	1	0	0	0	0	0	0	1	7	2	0	.227		
Mar 03	at UAB	*1b	3	0	0	2	0	0	0	0	0	0	0	0	1	0	1	11	1	1	.200		
Mar 04	at UAB	*1b	4	1	1	0	0	0	0	0	0	0	0	0	0	0	1	11	0	0	.207		
Mar 05	at UAB	*1b	4	0	0	0	0	0	0	0	0	0	0	0	0	0	6	0	0	0	.182		
Mar 10	at Georgia Tech	*1b	4	0	2	1	0	0	0	0	0	0	1	0	0	0	1	10	1	0	.216		
Mar 11	at Georgia Tech-1	*1b	3	0	0	0	0	0	0	0	0	0	0	0	0	0	0	11	0	0	.200		
Mar 11	at Georgia Tech-2	*1b	5	1	3	2	1	0	1	0	0	0	0	0	0	0	1	8	0	0	.244		
Mar 14	vs Saint Joseph's	*1b	4	1	3	4	0	0	1	0	0	0	0	0	0	0	1	9	0	0	.286		
Mar 15	vs Saint Joseph's	*1b	4	1	2	2	0	0	1	1	0	0	0	0	0	0	0	8	0	0	.302		
Mar 18	at Wake Forest-1	*1b	3	0	0	0	0	0	0	1	0	0	0	0	0	0	9	2	0	0	.286		
Mar 18	at Wake Forest-2	*1b	3	0	0	0	0	0	0	0	0	0	0	0	0	0	1	4	0	1	.271		
Mar 19	at Wake Forest	*1b	3	1	1	0	1	0	0	1	0	0	0	0	0	0	2	5	2	0	.274		
Mar 21	VALPARAISO	*1b	3	2	1	1	0	0	0	1	0	0	0	0	0	0	0	11	1	0	.277		
Mar 24	LOUISVILLE	*1b	3	0	2	0	0	0	0	1	0	0	0	0	0	0	0	10	2	0	.294		
Mar 26	LOUISVILLE-1	*1b	4	1	1	3	0	0	1	0	0	0	0	0	0	0	0	13	0	1	.292		
Mar 26	LOUISVILLE-2	*1b	4	0	1	0	0	0	0	0	0	1	0	0	0	0	0	11	0	0	.289		
Mar 28	BUTLER	*dh	3	1	1	0	1	0	0	1	0	0	0	0	0	0	1	0	0	0	.291		
Mar 31	NORTH CAROLINA	*1b	4	2	1	0	1	0	0	1	0	0	0	0	0	0	0	8	0	0	.289		
Apr 02	NORTH CAROLINA-1	*1b	4	0	0	0	0	0	0	0	0	0	0	0	0	0	0	7	0	0	.276		
Apr 02	NORTH CAROLINA-2	*1b	4	3	3	2	2	0	1	1	2	0	0	0	0	0	0	6	0	0	.297		
Apr 04	NORTHWESTERN	*1b	4	0	2	0	0	0	0	0	1	0	0	0	0	0	0	5	0	0	.305		
Apr 06	at Pitt	*1b	4	1	1	0	1	0	0	0	0	0	0	0	0	0	2	8	1	0	.303		
Apr 07	at Pitt	*1b	5	1	2	2	0	0	0	1	0	0	0	0	0	0	1	9	1	0	.308		
Apr 08	at Pitt	*1b	5	1	1	2	1	0	0	0	0	0	0	0	0	0	0	10	0	0	.303		
Apr 11	MICHIGAN STATE	*1b	5	0	0	0	0	0	0	0	0	0	0	0	0	0	1	18	0	0	.289		
Apr 14	at Clemson	*1b	3	1	0	1	0	0	0	2	0	0	0	0	0	0	0	8	1	0	.282		
Apr 15	at Clemson	*1b	3	0	1	0	0	0	0	1	0	0	0	0	0	0	0	10	0	0	.283		
Apr 16	at Clemson	*1b	2	2	0	0	0	0	0	2	0	0	1	0	0	0	0	4	1	0	.279		
Apr 18	VALPARAISO	*1b	4	1	2	0	0	0	0	0	1	0	0	0	0	0	1	8	0	0	.286		
Apr 19	WESTERN MICHIGAN	*1b	3	0	0	0	0	0	0	1	0	0	0	0	0	0	1	12	0	0	.279		
Apr 21	VIRGINIA	*1b	4	1	1	1	0	0	0	0	0	0	0	0	0	1	0	12	0	0	.278		
Apr 23	VIRGINIA-1	*1b	5	1	2	1	0	0	1	0	0	0	0	0	0	0	0	8	0	1	.283		
Apr 23	VIRGINIA-2	*1b	4	0	1	1	0	0	0	0	0	0	0	0	0	0	2	8	0	1	.282		
Apr 25	at Michigan State	*1b	4	1	2	1	1	0	0	1	0	0	0	0	0	1	0	6	1	0	.288		
Apr 28	FLORIDA STATE	*1b	4	0	0	0	0	0	0	0	0	0	0	0	0	0	2	12	2	0	.280		
Apr 29	FLORIDA STATE	*1b	3	2	1	0	0	0	2	0	0	0	0	0	0	0	0	8	0	0	.281		
Apr 30	FLORIDA STATE	*1b	5	3	3	4	0	0	2	0	0	0	0	0	0	0	1	13	0	0	.291		
Totals			42gs	158	34	46	31	9	0	8	20	3	2	3	0	1	2	26	355	19	7	.291	

On base pct. .379 • Slugging pct. .500

#6 TJ WILLIAMS



Junior | OF

Career Highs

Hits: 3 (4/11/23 vs. MSU)

Runs: 3 (3/11/23 vs. GT)

HR: 1 (4x MR 4/11/23 vs. MSU)

RBI: 4 (4/11/23 vs. MSU)

News & Notes

- Finished 3-4 against Michigan State, recording his third home run of the season (4/11/23)
- Hit the first homerun of the 2023 season in the first game of the year at Lipscomb (2/17/23)

CAREER SUMMARY

Year	avg	gp-gs	ab	r	h	2b	3b	hr	rbi	tb	slg%	bb	hbp	so	gdp	ob%	sf	sh	sb-att	po	a	e	fld%
2021	.333	12-0	6	7	2	0	0	0	3	2	.333	3	0	3	0	.556	0	0	0-0	4	0	1	.800
2022	.254	28-14	71	16	18	3	2	1	10	28	.394	3	1	17	0	.289	1	4	2-2	41	1	2	.955
2023	.233	42-41	150	25	35	8	0	4	14	55	.367	11	8	41	0	.318	1	8	7-10	103	3	2	.981
TOTAL	.242	82-55	227	48	55	11	2	5	27	85	.374	17	9	61	0	.318	2	12	9-12	148	4	5	.968

2023 GAME-BY-GAME

#6 TJ Williams - 42 games (All games)

Date	Opponent	Pos	AB	R	H	RBI	2B	3B	HR	BB	SB	CS	HBP	SAC	SF	GDP	K	PO	A	E	Avg	
Feb 17	at Lipscomb	*of	4	1	1	2	0	0	1	0	0	0	0	0	0	0	2	2	0	0	.250	
Feb 18	at Lipscomb	*of	4	1	1	0	0	0	0	0	0	0	1	0	0	0	3	4	0	0	.250	
Feb 19	at Lipscomb	*of	3	0	0	0	0	0	0	0	0	0	0	0	0	0	1	1	0	0	.182	
Feb 24	at UNC Greensboro	*of	5	1	0	0	0	0	0	0	0	0	0	1	0	0	0	5	0	0	.125	
Feb 25	at UNC Greensboro	*of	4	0	1	0	1	0	0	0	0	0	0	0	0	0	1	1	1	1	.150	
Feb 26	at UNC Greensboro	*of	5	1	2	1	0	0	0	0	1	1	0	0	0	0	0	2	0	0	.200	
Mar 03	at UAB	*of	5	1	1	0	1	0	0	0	1	0	0	0	0	0	1	4	0	0	.200	
Mar 04	at UAB	*of	4	0	0	0	0	0	0	0	1	0	1	0	0	0	1	2	0	0	.176	
Mar 05	at UAB	*of	4	0	1	0	0	0	0	0	0	0	0	0	0	0	0	2	1	0	.184	
Mar 10	at Georgia Tech	*of	1	0	0	0	0	0	0	1	0	1	1	1	0	0	1	0	0	0	.179	
Mar 11	at Georgia Tech-1	*of	2	0	0	0	0	0	0	0	0	0	0	0	0	0	0	3	0	0	.171	
Mar 11	at Georgia Tech-2	*of	3	3	1	0	0	0	0	1	0	0	1	1	0	0	1	2	0	0	.182	
Mar 14	vs Saint Joseph's	*of	3	2	0	0	0	0	0	2	1	0	0	0	0	0	1	4	0	0	.170	
Mar 15	vs Saint Joseph's	*of	5	1	1	1	1	0	0	0	0	0	0	0	0	0	2	2	0	0	.173	
Mar 18	at Wake Forest-1	*of	2	0	1	0	0	0	0	0	0	0	1	1	0	0	0	1	0	0	.185	
Mar 18	at Wake Forest-2	*of	3	0	0	0	0	0	0	0	0	0	0	0	0	0	2	2	0	0	.175	
Mar 19	at Wake Forest	*of	4	0	0	0	0	0	0	0	0	0	0	0	0	0	3	1	0	1	.164	
Mar 21	VALPARAISO	*of	3	0	1	0	0	0	0	0	0	1	1	0	0	0	0	2	0	0	.172	
Mar 24	LOUISVILLE	*of	4	1	2	0	0	0	0	0	0	0	0	0	0	0	0	2	0	0	.191	
Mar 26	LOUISVILLE-1	*of	2	0	0	0	0	0	0	1	0	0	1	0	0	0	1	3	0	0	.186	
Mar 26	LOUISVILLE-2	*of	2	0	0	0	0	0	0	0	0	0	0	0	0	0	1	0	0	0	.181	
Mar 28	BUTLER	ph/of	1	0	0	0	0	0	0	0	0	0	0	0	0	0	0	1	0	0	.178	
Mar 31	NORTH CAROLINA	*of	3	1	2	1	0	0	1	1	0	0	0	0	0	0	1	4	0	0	.197	
Apr 02	NORTH CAROLINA-1	*of	3	0	0	0	0	0	0	0	0	0	0	0	0	0	1	2	0	0	.190	
Apr 02	NORTH CAROLINA-2	*of	4	0	0	0	0	0	0	0	0	0	0	0	0	0	2	4	0	0	.181	
Apr 04	NORTHWESTERN	*of	3	1	1	1	0	0	0	0	0	0	0	1	0	0	0	3	0	0	.186	
Apr 06	at Pitt	*of	4	1	1	0	0	0	0	0	0	0	0	0	0	0	1	2	0	0	.189	
Apr 07	at Pitt	*of	3	2	2	2	1	0	0	0	0	0	0	2	0	0	0	2	0	0	.204	
Apr 08	at Pitt	*of	3	1	0	0	0	0	0	0	0	0	1	0	0	0	1	3	0	0	.198	
Apr 11	MICHIGAN STATE	*of	4	1	3	4	0	0	1	0	0	0	0	0	1	0	0	2	0	0	.220	
Apr 14	at Clemson	*of	2	2	1	2	0	0	1	1	0	0	0	1	0	0	0	4	0	0	.225	
Apr 15	at Clemson	*of	4	0	0	0	0	0	0	0	0	0	0	0	0	0	2	1	0	0	.217	
Apr 16	at Clemson	*of	4	0	2	0	1	0	0	0	0	0	0	0	0	0	1	2	0	0	.227	
Apr 18	VALPARAISO	*of	4	1	2	0	0	0	0	0	0	0	0	0	0	0	1	3	0	0	.237	
Apr 19	WESTERN MICHIGAN	*of	4	0	2	0	1	0	0	1	0	0	0	0	0	0	1	2	0	0	.246	
Apr 21	VIRGINIA	*of	4	0	0	0	0	0	0	1	0	0	0	0	0	0	1	1	0	0	.238	
Apr 23	VIRGINIA-1	*of	6	0	1	0	1	0	0	0	0	0	0	0	0	0	2	2	0	0	.234	
Apr 23	VIRGINIA-2	*of	4	0	1	0	0	0	0	0	1	0	0	0	0	0	2	7	0	0	.235	
Apr 25	at Michigan State	*of	5	1	1	0	0	0	0	0	0	0	0	0	0	0	0	3	0	0	.234	
Apr 28	FLORIDA STATE	*of	4	0	0	0	0	0	0	1	2	0	0	0	0	0	0	3	0	0	.227	
Apr 29	FLORIDA STATE	*of	4	1	2	0	1	0	0	1	0	0	0	0	0	0	2	3	0	0	.234	
Apr 30	FLORIDA STATE	*of	5	1	1	0	0	0	0	0	0	0	0	0	0	0	2	4	1	0	.233	
Totals			41gs	150	25	35	14	8	0	4	11	7	3	8	8	1	0	41	103	3	2	.233

On base pct. .318 • Slugging pct. .367

#7 JACK ZYSKA



Graduate Student | OF

Career Highs

Hits: 4 (6/11/22 at UT)

Runs: 3 (2x, MR 5/17/22 at NU)

HR: 2 (4/24/22 vs. WF)

RBI: 4 (3x, MR 5/1/22 vs. BC)

News & Notes

- Recorded his first home run of the 2023 season in win over Valpo (3/21/23)
- Hit one of four home runs in the 8-6 win over #1 Tennessee in game one last season (6/10/22)
- Also set a career high with 4 hits against #1 Tennessee (6/11/22)

CAREER SUMMARY

Year	avg	gp-gs	ab	r	h	2b	3b	hr	rbi	tb	slg%	bb	hbp	so	gdp	ob%	sf	sh	sb-att	po	a	e	fld%
2019	.211	44-30	114	15	24	6	1	2	21	38	.333	12	1	26	2	.285	3	3	2-3	38	0	3	.927
2020	.300	4-2	10	2	3	1	0	1	2	7	.700	0	1	0	0	.300	0	0	0-0	0	0	0	.000
2021	.189	20-11	37	4	7	1	0	0	0	8	.216	8	0	14	0	.333	0	1	5-5	17	1	1	.947
2022	.298	44-37	151	34	45	12	0	13	38	96	.636	19	3	42	2	.385	1	0	7-8	29	0	0	1.000
2023	.146	17-14	48	7	7	2	0	1	10	12	.250	6	1	20	0	.250	1	0	2-2	12	0	0	1.000
TOTAL	.239	129-94	360	62	86	22	1	17	71	161	.447	45	5	103	4	.328	5	4	16-18	96	1	4	.960

2023 GAME-BY-GAME

#7 Jack Zyska - 17 games (All games)

Date	Opponent	Pos	AB	R	H	RBI	2B	3B	HR	BB	SB	CS	HBP	SAC	SF	GDP	K	PO	A	E	Avg
Feb 17	at Lipscomb	*dh	3	0	0	0	0	0	0	1	0	0	0	0	0	0	1	0	0	0	.000
Feb 18	at Lipscomb	*of	4	1	1	2	1	0	0	1	0	0	0	0	0	0	2	0	0	0	.143
Feb 19	at Lipscomb	*of	1	0	0	0	0	0	0	0	0	0	0	0	0	0	1	2	0	0	.125
Mar 11	at Georgia Tech-1	*of	1	0	0	0	0	0	0	0	0	0	0	0	0	0	1	0	0	0	.111
Mar 11	at Georgia Tech-2	*of	4	1	0	1	0	0	0	1	0	0	0	0	0	0	2	0	0	0	.077
Mar 14	vs Saint Joseph's	*of	3	0	0	0	0	0	0	0	0	0	0	0	0	0	1	2	0	0	.062
Mar 18	at Wake Forest-1	*of	4	0	0	0	0	0	0	0	0	0	0	0	0	0	2	0	0	0	.050
Mar 18	at Wake Forest-2	*of	2	0	0	0	0	0	0	0	0	0	0	0	0	0	1	0	0	0	.045
Mar 19	at Wake Forest	*of	3	0	1	1	0	0	0	1	0	0	0	0	0	0	1	1	0	0	.080
Mar 21	VALPARAISO	*dh	3	2	1	3	0	0	1	1	1	0	0	0	0	0	0	0	0	0	.107
Mar 24	LOUISVILLE	*of	5	0	2	1	1	0	0	0	0	0	0	0	0	0	3	2	0	0	.152
Mar 26	LOUISVILLE-1	*of	3	1	1	0	0	0	0	1	1	0	0	0	0	0	0	0	0	0	.167
Mar 26	LOUISVILLE-2	*of	4	0	0	1	0	0	0	0	0	0	0	0	0	0	1	4	0	0	.150
Mar 28	BUTLER	*of	2	1	0	1	0	0	0	0	0	0	1	0	1	0	1	1	0	0	.143
Mar 31	NORTH CAROLINA	*dh	5	0	1	0	0	0	0	0	0	0	0	0	0	0	3	0	0	0	.149
Apr 06	at Pitt	pr	0	0	0	0	0	0	0	0	0	0	0	0	0	0	0	0	0	0	.149
Apr 07	at Pitt	pr	1	1	0	0	0	0	0	0	0	0	0	0	0	0	0	0	0	0	.146
Totals		14gs	48	7	7	10	2	0	1	6	2	0	1	0	1	0	20	12	0	0	.146

On base pct. .250 • Slugging pct. .250

#8 DANNY NERI



Junior | C

Career Highs

Hits: 3 (3x, MR 3/5/23 vs. UAB)

Runs: 3 (4/7/23 vs. Pitt)

HR: 1 (4x MR 3/5/23 vs UAB)

RBI: 3 (2/26/22~2 vs. MU)

News & Notes

- Drew walks in five consecutive plate appearances in win over Pitt (
- Has recorded four home runs so far this season
- Recorded his second homerun of the season at UAB on 3/5/23
- Hit his first homer of the season in the top of the ninth to give the Irish the 6-5 win over UNCG (2/24/23)

CAREER SUMMARY

Year	avg	gp-gs	ab	r	h	2b	3b	hr	rbi	tb	slg%	bb	hbp	so	gdp	ob%	sf	sh	sb-att	po	a	e	fld%
2021	.261	13-8	23	3	6	0	0	0	1	6	.261	1	2	4	0	.346	0	0	1-1	60	5	0	1.000
2022	.266	26-17	64	10	17	3	1	2	11	28	.438	5	2	14	0	.333	1	0	1-1	175	29	1	.995
2023	.226	35-30	106	18	24	3	2	4	18	43	.406	15	4	34	0	.344	0	2	1-1	258	22	2	.993
TOTAL	.244	74-55	193	31	47	6	3	6	30	77	.399	21	8	52	0	.341	1	2	3-3	493	56	3	.995

2023 GAME-BY-GAME

#8 Danny Neri - 35 games (All games)

Date	Opponent	Pos	AB	R	H	RBI	2B	3B	HR	BB	SB	CS	HBP	SAC	SF	GDP	K	PO	A	E	Avg	
Feb 18	at Lipscomb	*c	2	1	1	1	1	1	0	0	2	0	0	1	0	0	0	1	9	2	0	.500
Feb 19	at Lipscomb	*c	3	0	0	0	0	0	0	0	0	0	0	0	0	0	0	12	1	0	0	.200
Feb 24	at UNC Greensboro	c	1	1	1	2	0	0	1	0	0	0	0	0	0	0	0	4	0	0	0	.333
Feb 25	at UNC Greensboro	*c	3	0	0	0	0	0	0	0	0	0	0	0	0	0	0	1	7	4	2	.222
Feb 26	at UNC Greensboro	*c	4	0	1	2	0	0	0	0	0	0	0	0	0	0	0	1	10	0	0	.231
Mar 03	at UAB	*c	4	1	1	2	0	0	0	0	0	0	0	0	0	0	0	1	7	1	0	.235
Mar 05	at UAB	*c	4	2	3	1	0	1	1	0	0	0	0	0	0	0	0	7	0	0	0	.333
Mar 10	at Georgia Tech	*c	5	0	1	0	0	0	0	0	0	0	0	0	0	0	0	1	6	0	0	.308
Mar 11	at Georgia Tech-1	*c	3	0	0	0	0	0	0	0	0	0	0	0	0	0	0	1	6	0	0	.276
Mar 14	vs Saint Joseph's	c	1	0	0	0	0	0	0	0	0	0	0	0	0	0	0	1	3	1	0	.267
Mar 15	vs Saint Joseph's	*c	4	1	2	3	0	0	1	1	0	0	0	0	0	0	0	6	0	0	0	.294
Mar 18	at Wake Forest-1	*c	4	1	1	0	1	0	0	0	0	0	0	0	0	0	0	2	7	0	0	.289
Mar 19	at Wake Forest	*c	4	0	1	0	0	0	0	0	0	0	0	0	0	0	0	2	15	0	0	.286
Mar 21	VALPARAISO	*c	4	0	0	0	0	0	0	0	0	0	0	1	0	0	0	1	7	0	0	.261
Mar 24	LOUISVILLE	*c	4	0	1	0	0	0	0	0	0	0	0	0	0	0	0	1	6	0	0	.260
Mar 26	LOUISVILLE-1	*c	3	0	0	0	0	0	0	1	0	0	0	0	0	0	0	2	8	3	0	.245
Mar 28	BUTLER	*c	4	0	1	2	0	0	0	0	1	0	0	0	0	0	0	12	0	0	0	.246
Mar 31	NORTH CAROLINA	c	0	0	0	0	0	0	0	0	0	0	0	0	0	0	0	0	2	0	0	.246
Apr 02	NORTH CAROLINA-1	*c	3	0	0	0	0	0	0	0	0	0	0	0	0	0	0	2	10	1	0	.233
Apr 04	NORTHWESTERN	*c	4	2	2	0	0	1	0	0	0	0	0	0	0	0	0	1	10	1	0	.250
Apr 06	at Pitt	*c	4	2	2	3	0	0	1	0	0	0	0	0	0	0	0	1	13	1	0	.265
Apr 07	at Pitt	*c	0	3	0	0	0	0	0	5	0	0	0	0	0	0	0	0	9	1	0	.265
Apr 08	at Pitt	*c	4	0	1	0	0	0	0	0	0	0	0	0	0	0	0	2	4	0	0	.264
Apr 11	MICHIGAN STATE	*c	2	1	0	0	0	0	0	1	0	0	2	0	0	0	0	1	5	1	0	.257
Apr 14	at Clemson	*c	4	2	1	0	0	0	0	1	0	0	0	0	0	0	0	2	5	0	0	.256
Apr 15	at Clemson	*c	4	0	0	0	0	0	0	0	0	0	0	0	0	0	0	2	7	0	0	.244
Apr 16	at Clemson	*c	4	0	1	0	0	0	0	0	0	0	0	0	0	0	0	3	8	0	0	.244
Apr 18	VALPARAISO	c	0	0	0	0	0	0	0	0	0	0	0	0	0	0	0	0	3	0	0	.244
Apr 19	WESTERN MICHIGAN	*c	2	0	0	0	0	0	0	1	0	0	1	0	0	0	0	2	11	1	0	.239
Apr 21	VIRGINIA	*c	4	0	0	0	0	0	0	0	0	0	0	0	0	0	0	1	11	1	0	.228
Apr 23	VIRGINIA-1	*c	5	1	1	1	1	0	0	0	0	0	0	0	0	0	0	0	9	2	0	.227
Apr 25	at Michigan State	*c	2	0	1	0	0	0	0	2	0	0	0	0	0	0	0	0	5	0	0	.232
Apr 28	FLORIDA STATE	*c	3	0	0	0	0	0	0	1	0	0	0	0	0	0	0	1	4	1	0	.225
Apr 29	FLORIDA STATE	*c	4	0	1	1	0	0	0	0	0	0	0	1	0	0	0	1	10	0	0	.226
Apr 30	FLORIDA STATE	c	0	0	0	0	0	0	0	0	0	0	0	0	0	0	0	0	0	0	0	.226
Totals			30gs	106	18	24	18	3	2	4	15	1	0	4	2	0	0	34	258	22	2	.226

On base pct. .344 • Slugging pct. .406

#9 RJ RICKABAUGH




Freshman | C
Career Highs
Hits:
Runs:
RBI:

News & Notes
.

CAREER SUMMARY

2023 GAME-BY-GAME

#10 RORY FOX



Freshman | INF/RHP

Career Highs

IP: 2.0 (2/25/23 vs. UNCG)

Strikeouts: 4 (2/25/23) vs. UNCG)

News & Notes

- Threw a career-high four strikeouts against UNCG (2/25/23)

CAREER SUMMARY

Year	avg	gp-gs	ab	r	h	2b	3b	hr	rbi	tb	slg%	bb	hbp	so	gdp	ob%	sf	sh	sb-att	po	a	e	fld%
2023	.000	1-0	1	0	0	0	0	0	0	0	.000	1	0	0	0	.500	0	0	0-0	0	0	0	.000
TOTAL	.000	1-0	1	0	0	0	0	0	0	0	.000	1	0	0	0	.500	0	0	0-0	0	0	0	.000

Year	era	w-l	app	gs	cg	sho	sv	lp	h	r	er	bb	so	2b	3b	hr	bf	bavg	wp	hbp	bk	sfa	sha
2023	12.60	0-1	3	0	0	0/0	0	5.0	10	9	7	1	6	4	0	3	26	.400	2	0	0	0	0
TOTAL	12.60	0-1	3	0	0	0/0	0	5.0	10	9	7	1	6	4	0	3	26	.400	2	0	0	0	0

2023 GAME-BY-GAME

#10 Rory Fox - 1 game (All games)

Date	Opponent	Pos	AB	R	H	RBI	2B	3B	HR	BB	SB	CS	HBP	SAC	SF	GDP	K	PO	A	E	Avg	
Mar 18	at Wake Forest-2	ph/dh	1	0	0	0	0	0	0	1	0	0	0	0	0	0	0	0	0	0	0	.000
Totals		0gs	1	0	0	0	0	0	0	1	0	0	0	0	0	0	0	0	0	0	0	.000

On base pct. .500 • Slugging pct. .000

#10 Rory Fox - 3 appearances (All games)

Date	Opponent	GS	IP	H	R	ER	BB	SO	2B	3B	HR	WP	BK	HBP	IBB	Score	W-L	Sv	ERA	NP
Feb 19	at Lipscomb		1.2	2	3	2	1	1	1	0	0	0	0	0	0	2-4	0-1	0	10.80	35
Feb 25	at UNC Greensboro		2.0	5	4	3	0	4	0	0	3	0	0	0	0	0-12	0-1	0	12.27	44
Mar 11	at Georgia Tech-1		1.1	3	2	2	0	1	3	0	0	2	0	0	0	2-15	0-1	0	12.60	32
Totals		0	5.0	10	9	7	1	6	4	0	3	2	0	0	0	4-31	0-1	0	12.60	-

#11 JACK PENNEY



Sophomore | INF

Career Highs

Hits: 4 (4/23/23 vs. UVA)

Runs: 4 (4/23/23 vs. UVA)

HR: 1 (14x, MR 4/31/23 vs FSU)

RBI: 5 (3/11/23 at GT)

News & Notes

- Leads the Irish with ten home runs this season
- Hit his second grand slam of the season in the win over FSU (4/31/23)
- Recorded a grand slam in the win over Georgia Tech (3/11/23)
- Made his collegiate debut against Manhattan (2/18/22)
- Hit his first career home run and tied a career high with 2 RBI against Valpo (4/19/22)

CAREER SUMMARY

Year	avg	gp-gs	ab	r	h	2b	3b	hr	rbi	tb	slg%	bb	hbp	so	gdp	ob%	sf	sh	sb-att	po	a	e	fld%
2022	.288	39-18	73	16	21	6	2	4	19	43	.589	12	4	23	1	.407	2	3	4-4	26	49	3	.962
2023	.253	42-42	158	38	40	4	1	10	27	76	.481	24	2	39	3	.357	1	3	8-8	37	89	4	.969
TOTAL	.264	81-60	231	54	61	10	3	14	46	119	.515	36	6	62	4	.373	3	6	12-12	63	138	7	.966

2023 GAME-BY-GAME

#11 Jack Penney - 42 games (All games)

Date	Opponent	Pos	AB	R	H	RBI	2B	3B	HR	BB	SB	CS	HBP	SAC	SF	GDP	K	PO	A	E	Avg	
Feb 17	at Lipscomb	*3b	4	1	0	0	0	0	0	0	1	0	0	0	0	0	1	2	1	0	.000	
Feb 18	at Lipscomb	*3b	3	1	0	0	0	0	0	1	1	0	0	1	0	1	0	2	0	1	.000	
Feb 19	at Lipscomb	*3b	3	1	1	2	0	0	1	1	0	0	0	0	0	0	1	0	1	0	.100	
Feb 24	at UNC Greensboro	*3b	4	1	0	0	0	0	0	1	0	0	0	0	0	0	1	0	3	0	.071	
Feb 25	at UNC Greensboro	*3b	3	0	0	0	0	0	0	1	0	0	0	0	0	0	0	3	3	0	.059	
Feb 26	at UNC Greensboro	*3b	3	1	0	1	0	0	0	1	0	0	0	0	0	0	0	1	3	0	.050	
Mar 03	at UAB	*3b	3	1	1	0	0	1	0	1	0	0	0	0	0	0	0	0	5	0	.087	
Mar 04	at UAB	*3b	2	1	0	1	0	0	0	2	0	0	0	0	0	0	0	1	0	3	.080	
Mar 05	at UAB	*3b	3	0	0	0	0	0	0	1	0	0	0	0	0	0	2	2	1	0	.071	
Mar 10	at Georgia Tech	*3b	4	1	0	0	0	0	0	1	0	0	0	0	0	0	3	2	4	0	.062	
Mar 11	at Georgia Tech-1	*3b	5	0	1	1	1	0	0	0	0	0	0	0	0	0	0	0	2	0	.081	
Mar 11	at Georgia Tech-2	*3b	5	2	3	5	1	0	1	1	0	0	0	0	0	0	2	0	2	0	.143	
Mar 14	vs Saint Joseph's	*3b	2	0	0	1	0	0	0	2	0	0	0	0	0	0	0	1	3	0	.136	
Mar 15	vs Saint Joseph's	*3b	4	1	2	1	0	0	1	1	1	0	0	1	0	0	0	0	1	0	.167	
Mar 18	at Wake Forest-1	*3b	4	0	1	0	0	0	0	0	0	0	0	0	0	0	2	0	3	0	.173	
Mar 18	at Wake Forest-2	*3b	1	0	0	0	0	0	0	0	0	0	0	0	0	0	1	1	0	0	.170	
Mar 19	at Wake Forest	*3b	4	0	0	1	0	0	0	0	1	0	0	0	0	0	2	1	1	0	.158	
Mar 21	VALPARAISO	*3b	3	2	2	0	1	0	0	1	1	0	0	0	0	0	0	3	3	0	.183	
Mar 24	LOUISVILLE	*3b	4	0	0	0	0	0	0	0	0	0	0	1	0	0	3	1	3	0	.172	
Mar 26	LOUISVILLE-1	*3b	3	1	1	1	0	0	1	0	0	0	0	0	0	0	0	0	1	0	.179	
Mar 26	LOUISVILLE-2	*3b	4	1	1	0	0	0	0	0	0	0	0	0	0	0	1	0	1	0	.183	
Mar 28	BUTLER	*3b	3	1	1	0	0	0	0	1	1	0	0	0	0	0	2	0	3	0	.189	
Mar 31	NORTH CAROLINA	*3b	5	0	1	0	0	0	0	0	0	0	0	0	0	0	2	2	1	0	.190	
Apr 02	NORTH CAROLINA-1	*3b	4	0	0	0	0	0	0	0	0	0	0	0	0	0	1	2	0	0	.181	
Apr 02	NORTH CAROLINA-2	*3b	4	2	2	1	0	0	1	0	0	0	1	0	0	0	1	1	2	0	.195	
Apr 04	NORTHWESTERN	*3b	5	2	3	2	0	0	1	0	1	0	0	0	0	0	1	0	2	0	.217	
Apr 06	at Pitt	*3b	4	1	1	2	0	0	1	0	0	0	0	0	1	0	2	1	4	0	.219	
Apr 07	at Pitt	*3b	5	0	1	1	0	0	0	1	0	0	0	0	0	0	2	0	1	0	.218	
Apr 08	at Pitt	*3b	5	1	2	0	0	0	0	0	0	0	0	0	0	0	0	0	3	0	.226	
Apr 11	MICHIGAN STATE	*3b	4	1	0	0	0	0	0	2	1	0	0	0	0	0	2	2	3	0	.218	
Apr 14	at Clemson	*3b	5	2	3	0	0	0	0	0	0	0	0	0	0	0	0	2	2	2	.235	
Apr 15	at Clemson	*3b	4	0	2	0	0	0	0	0	0	0	0	0	0	0	0	1	3	0	.244	
Apr 16	at Clemson	*3b	5	0	0	0	0	0	0	0	0	0	0	0	0	1	2	0	1	1	.234	
Apr 18	VALPARAISO	*3b	4	1	2	1	0	0	0	0	0	0	0	0	0	0	1	1	7	0	.242	
Apr 19	WESTERN MICHIGAN	*3b	4	1	1	0	0	0	0	0	0	0	0	0	0	0	0	0	4	0	.242	
Apr 21	VIRGINIA	*3b	3	2	1	1	0	0	1	1	0	0	0	0	0	0	0	0	3	0	.244	
Apr 23	VIRGINIA-1	*3b	5	4	4	1	1	0	1	0	0	0	0	0	0	0	0	2	1	0	.264	
Apr 23	VIRGINIA-2	*3b	3	1	0	0	0	0	0	0	0	0	1	0	0	0	0	0	0	0	.259	
Apr 25	at Michigan State	*3b	3	1	0	0	0	0	0	2	0	0	0	0	0	1	0	2	0	0	.253	
Apr 28	FLORIDA STATE	*3b	3	0	0	0	0	0	0	1	0	0	0	0	0	0	2	1	3	0	.248	
Apr 29	FLORIDA STATE	*3b	5	2	2	4	0	0	1	0	0	0	0	0	0	0	0	0	0	0	.253	
Apr 30	FLORIDA STATE	*3b	4	1	1	0	0	0	0	1	0	0	0	0	0	0	1	1	2	0	.253	
Totals			42gs	158	38	40	27	4	1	10	24	8	0	2	3	1	3	39	37	89	4	.253

On base pct. .357 • Slugging pct. .481

#12 CONNOR HINCKS



Junior | INF

Career Highs

Hits: 1 (3/18/23 vs. Wake Forest)
Runs: 1 (3/18/23 vs. Wake Forest)
RBI: 1 (3/11/23 vs. Georgia Tech)

News & Notes

- Made his first start against Butler (3/28/23)
- Transfer from Virginia (2021)

CAREER SUMMARY

Year	avg	gp-gs	ab	r	h	2b	3b	hr	rbi	tb	slg%	bb	hbp	so	gdp	ob%	sf	sh	sb-att	po	a	e	fld%
2022	.000	3-0	2	0	0	0	0	0	0	0	.000	0	0	1	0	.000	0	0	0-0	2	0	0	1.000
2023	.167	6-1	6	1	1	0	0	0	1	1	.167	2	0	2	0	.375	0	0	0-0	12	0	0	1.000
TOTAL	.125	9-1	8	1	1	0	0	0	1	1	.125	2	0	3	0	.300	0	0	0-0	14	0	0	1.000

2023 GAME-BY-GAME

#12 Connor Hincks - 6 games (All games)

Date	Opponent	Pos	AB	R	H	RBI	2B	3B	HR	BB	SB	CS	HBP	SAC	SF	GDP	K	PO	A	E	Avg	
Feb 25	at UNC Greensboro	ph	0	0	0	0	0	0	0	1	0	0	0	0	0	0	0	0	0	0	0	.000
Mar 11	at Georgia Tech-1	ph/1b	1	0	0	0	0	0	0	0	0	0	0	0	0	0	0	1	0	0	0	.000
Mar 11	at Georgia Tech-2	ph/1b	0	0	0	1	0	0	0	1	0	0	0	0	0	0	0	1	0	0	0	.000
Mar 18	at Wake Forest-2	1b	1	1	1	0	0	0	0	0	0	0	0	0	0	0	0	1	0	0	0	.500
Mar 28	BUTLER	*1b	3	0	0	0	0	0	0	0	0	0	0	0	0	0	1	8	0	0	0	.200
Apr 04	NORTHWESTERN	ph/1b	1	0	0	0	0	0	0	0	0	0	0	0	0	0	1	1	0	0	0	.167
Totals		1gs	6	1	1	1	0	0	0	2	0	0	0	0	0	0	2	12	0	0	0	.167

On base pct. .375 • Slugging pct. .167

#13 JOEY SPENCE



Sophomore | C

Career Highs

Hits: 1 (3x, MR 3/29/22 vs. NIU)

Runs: 1 (2/25/22 vs. MC)

HR: 1 (4/4/23 vs. NU)

RBI: 1 (3x, MR 3/29/22 vs. NIU)

News & Notes

- Made his collegiate debut against Manhattan (2/18/22)
- Recorded his first career home run in the win over Northwestern (4/4/23)

CAREER SUMMARY

Year	avg	gp-gs	ab	r	h	2b	3b	hr	rbi	tb	slg%	bb	hbp	so	gdp	ob%	sf	sh	sb-att	po	a	e	fld%
2022	.231	14-1	13	1	3	3	0	0	3	6	.462	2	0	5	0	.313	1	0	0-0	7	1	0	1.000
2023	.333	8-1	9	1	3	0	0	1	2	6	.667	1	1	4	0	.455	0	0	0-0	1	0	0	1.000
TOTAL	.273	22-2	22	2	6	3	0	1	5	12	.545	3	1	9	0	.370	1	0	0-0	8	1	0	1.000

2023 GAME-BY-GAME

#13 Joey Spence - 8 games (All games)

Date	Opponent	Pos	AB	R	H	RBI	2B	3B	HR	BB	SB	CS	HBP	SAC	SF	GDP	K	PO	A	E	Avg	
Feb 25	at UNC Greensboro	ph	1	0	0	0	0	0	0	0	0	0	0	0	0	0	0	0	0	0	0	.000
Mar 04	at UAB	dh/ph	2	0	0	0	0	0	0	0	0	0	0	0	0	0	0	1	0	0	0	.000
Mar 11	at Georgia Tech-1	c	1	0	1	0	0	0	0	0	0	0	0	0	0	0	0	1	0	0	0	.250
Mar 11	at Georgia Tech-2	ph	0	0	0	0	0	0	0	1	0	0	0	0	0	0	0	0	0	0	0	.250
Mar 18	at Wake Forest-2	ph/c	2	0	1	0	0	0	0	0	0	0	0	0	0	0	0	1	0	0	0	.333
Apr 04	NORTHWESTERN	ph	1	1	1	2	0	0	1	0	0	0	0	0	0	0	0	0	0	0	0	.429
Apr 15	at Clemson	ph	1	0	0	0	0	0	0	0	0	0	0	0	0	0	0	1	0	0	0	.375
Apr 23	VIRGINIA-2	*dh	1	0	0	0	0	0	0	0	0	0	1	0	0	0	0	1	0	0	0	.333
Totals		1gs	9	1	3	2	0	0	1	1	0	0	1	0	0	0	4	1	0	0	0	.333

On base pct. .455 • Slugging pct. .667

#14 ZACK PRAJZNER



Graduate Student | INF

Career Highs

Hits: 4 (5/26/21 vs. VT)

Runs: 3 (6x, MR 4/24/22 vs. WF)

HR: 1 (20x, MR 4/23/23 vs. UVA)

RBI: 4 (3x, MR 5/17/22 at NU)

News & Notes

- Recorded his first home run of the 2023 season in win over Valpo (3/21/23)
- 2022 Statesboro Regional All-Tournament Team
- Fourth on the team in hits (58) and runs (44) in 2022 season
- Recognized by Perfect Game as one of the top 50 seniors in the country heading into the 2023 season

CAREER SUMMARY

Year	avg	gp-gs	ab	r	h	2b	3b	hr	rbi	tb	slg%	bb	hbp	so	gdp	ob%	sf	sh	sb-att	po	a	e	fld%
2019	.261	43-30	92	11	24	5	0	1	8	32	.348	8	10	23	5	.382	0	5	2-3	45	80	10	.926
2020	.200	6-6	20	4	4	0	0	1	4	7	.350	5	0	4	0	.360	0	1	0-0	7	12	2	.905
2021	.280	47-47	157	32	44	8	0	6	23	70	.446	21	6	42	1	.380	3	5	3-6	63	135	8	.961
2022	.287	57-57	202	44	58	8	0	6	35	84	.416	18	5	39	3	.355	3	2	2-5	67	145	10	.955
2023	.286	42-42	168	35	48	10	0	5	21	73	.435	19	7	34	0	.379	1	0	3-4	50	104	5	.969
TOTAL	.279	195-182	639	126	178	31	0	19	91	266	.416	71	28	142	9	.372	7	13	10-18	232	476	35	.953

2023 GAME-BY-GAME

#14 Zack Prajzner - 42 games (All games)

Date	Opponent	Pos	AB	R	H	RBI	2B	3B	HR	BB	SB	CS	HBP	SAC	SF	GDP	K	PO	A	E	Avg
Feb 17	at Lipscomb	*ss	3	0	0	0	0	0	0	1	0	0	0	0	0	0	2	1	0	0	.000
Feb 18	at Lipscomb	*ss	3	1	0	0	0	0	0	1	0	0	1	0	0	0	2	1	2	0	.000
Feb 19	at Lipscomb	*ss	3	0	1	0	0	0	0	0	0	0	0	0	0	0	0	2	1	0	.111
Feb 24	at UNC Greensboro	*ss	2	1	2	0	0	0	0	2	1	0	1	0	0	0	0	3	4	1	.273
Feb 25	at UNC Greensboro	*ss	4	0	1	0	1	0	0	0	0	0	0	0	0	0	0	0	2	0	.267
Feb 26	at UNC Greensboro	*ss	3	2	0	0	0	0	0	1	1	0	0	0	0	0	1	1	1	0	.222
Mar 03	at UAB	*ss	4	1	2	0	0	0	0	0	0	0	1	0	0	0	0	3	4	0	.273
Mar 04	at UAB	*ss	5	1	2	0	0	0	0	0	0	0	0	0	0	0	0	0	1	0	.296
Mar 05	at UAB	*ss	3	0	0	0	0	0	0	0	0	0	1	0	0	0	0	3	2	0	.267
Mar 10	at Georgia Tech	*ss	5	1	1	1	0	0	0	0	0	0	0	0	0	0	1	0	4	0	.257
Mar 11	at Georgia Tech-1	*ss	3	0	1	0	0	0	0	1	0	0	0	0	0	0	1	0	4	0	.263
Mar 11	at Georgia Tech-2	*ss	6	2	3	2	1	0	0	0	0	0	1	0	0	0	0	0	4	0	.295
Mar 14	vs Saint Joseph's	*ss	3	3	1	0	0	0	0	2	0	0	0	0	0	0	0	1	4	0	.298
Mar 15	vs Saint Joseph's	*ss	5	1	2	0	1	0	0	1	0	0	0	0	0	0	2	2	7	0	.308
Mar 18	at Wake Forest-1	*ss	3	0	0	0	0	0	0	1	0	0	0	0	0	0	0	3	1	0	.291
Mar 18	at Wake Forest-2	*ss	3	0	1	1	1	0	0	0	0	0	0	0	0	0	2	3	2	1	.293
Mar 19	at Wake Forest	*ss	4	0	0	0	0	0	0	0	0	0	0	0	0	0	0	1	1	0	.274
Mar 21	VALPARAISO	*ss	3	2	1	1	0	0	1	1	0	0	1	0	0	0	1	1	2	0	.277
Mar 24	LOUISVILLE	*ss	5	1	2	2	2	0	0	0	0	0	0	0	0	0	1	0	2	0	.286
Mar 26	LOUISVILLE-1	*ss	3	1	0	0	0	0	0	1	0	0	0	0	0	0	3	0	4	0	.274
Mar 26	LOUISVILLE-2	*ss	4	0	2	0	1	0	0	0	0	0	0	0	0	0	1	3	1	0	.286
Mar 28	BUTLER	*ss	4	1	1	0	0	0	0	0	1	0	0	0	0	0	0	1	2	0	.284
Mar 31	NORTH CAROLINA	*ss	4	1	1	1	0	0	1	1	0	0	0	0	0	0	1	0	4	0	.282
Apr 02	NORTH CAROLINA-1	*ss	3	0	0	0	0	0	0	1	0	0	0	0	0	0	2	0	3	0	.273
Apr 02	NORTH CAROLINA-2	*ss	5	0	0	0	0	0	0	0	0	0	0	0	0	0	1	1	2	1	.258
Apr 04	NORTHWESTERN	*ss	5	2	2	1	0	0	0	0	0	0	0	0	0	0	0	1	1	0	.265
Apr 06	at Pitt	*ss	5	1	1	2	0	0	1	0	0	0	0	0	0	0	0	0	0	0	.262
Apr 07	at Pitt	*ss	5	0	1	2	1	0	0	0	0	0	1	0	0	0	1	0	2	1	.259
Apr 08	at Pitt	*ss	4	2	2	0	0	0	0	1	0	0	0	0	0	0	0	2	3	0	.268
Apr 11	MICHIGAN STATE	*ss	5	1	2	2	0	0	1	0	0	1	0	0	0	0	1	2	4	0	.274
Apr 14	at Clemson	*ss	5	1	1	1	0	0	0	0	0	0	0	0	0	0	2	2	3	1	.270
Apr 15	at Clemson	*ss	4	0	0	0	0	0	0	0	0	0	0	0	0	0	1	0	5	0	.262
Apr 16	at Clemson	*ss	5	1	3	0	1	0	0	0	0	0	0	0	0	0	0	1	2	0	.275
Apr 18	VALPARAISO	*ss	3	1	1	1	0	0	0	0	0	0	0	0	1	0	0	1	0	0	.276
Apr 19	WESTERN MICHIGAN	*ss	4	0	1	0	0	0	0	1	0	0	0	0	0	0	2	0	3	0	.275
Apr 21	VIRGINIA	*ss	4	1	1	0	0	0	0	0	0	0	0	0	0	0	1	0	2	0	.275
Apr 23	VIRGINIA-1	*ss	5	2	3	2	0	0	1	0	0	0	0	0	0	0	1	2	2	0	.286
Apr 23	VIRGINIA-2	*ss	4	2	1	0	1	0	0	0	0	0	0	0	0	0	0	3	2	0	.285
Apr 25	at Michigan State	*ss	4	0	1	0	0	0	0	1	0	0	0	0	0	0	1	1	2	0	.284
Apr 28	FLORIDA STATE	*ss	5	0	2	0	0	0	0	0	0	0	0	0	0	0	1	2	4	0	.287
Apr 29	FLORIDA STATE	*ss	3	0	0	0	0	0	0	2	0	0	0	0	0	0	1	2	1	0	.282
Apr 30	FLORIDA STATE	*ss	5	2	2	2	0	0	0	0	0	0	0	0	0	0	0	1	4	0	.286
Totals		42gs	168	35	48	21	10	0	5	19	3	1	7	0	1	0	34	50	104	5	.286

On base pct. .379 • Slugging pct. .435

#16 DRAYK BOWEN



Freshman | INF

Career Highs

Hits: --

Runs: --

RBI: --

News & Notes

- Also a member of the Notre Dame football team

CAREER SUMMARY

--

2023 GAME-BY-GAME

--

#17 AIDAN TYRELL



Senior/LHP

Career Highs
IP: 8.0 (6/6/21 vs. CMU)
Strikeouts: 8 (4/21/23 vs. UVA)

- News & Notes**
- Set a new career-high 8 strikeouts in the win over No. 8 UVA (4/23/23)
 - Tied a career high with 6 strikeouts against Manhattan (2/18/22)
 - Led the Irish starters in 2021 with a 2.70 ERA

CAREER SUMMARY

Year	avg	gp-gs	ab	r	h	2b	3b	hr	rbi	tb	slg%	bb	hbp	so	gdp	ob%	sf	sh	sb-att	po	a	e	fld%
2019	.000	0-0	0	0	0	0	0	0	0	0	.000	0	0	0	0	.000	0	0	0-0	1	0	0	1.000
2020	.000	0-0	0	0	0	0	0	0	0	0	.000	0	0	0	0	.000	0	0	0-0	0	2	0	1.000
2021	.000	0-0	0	0	0	0	0	0	0	0	.000	0	0	0	0	.000	0	0	0-0	1	8	0	1.000
2022	.000	0-0	0	0	0	0	0	0	0	0	.000	0	0	0	0	.000	0	0	0-0	5	10	1	.938
2023	.000	0-0	0	0	0	0	0	0	0	0	.000	0	0	0	0	.000	0	0	0-0	4	8	1	.923
TOTAL	.000	0-0	0	0	0	0	0	0	0	0	.000	0	0	0	0	.000	0	0	0-0	11	28	2	.951

Year	era	w-l	app	gs	cg	sho	sv	ip	h	r	er	bb	so	2b	3b	hr	bf	bavg	wp	hbp	bk	sfa	sha
2019	15.00	0-1	9	1	0	0/0	0	6.0	6	12	10	12	5	2	0	1	38	.240	1	1	0	0	0
2020	6.75	0-0	2	0	0	0/0	0	2.2	1	2	2	3	0	0	0	11	.125	1	0	0	0	0	1
2021	2.70	5-1	17	8	0	0/2	2	60.0	50	19	18	19	43	5	2	6	245	.230	3	5	0	2	2
2022	3.75	5-2	26	5	0	0/2	2	48.0	55	28	20	15	37	9	0	4	216	.285	6	5	0	1	2
2023	2.92	7-2	12	2	0	0/1	1	49.1	34	22	16	17	41	7	1	6	201	.194	1	4	0	2	3
TOTAL	3.58	17-6	66	16	0	0/5	5	166.0	146	83	66	65	129	23	3	17	711	.236	12	15	0	5	8

2023 GAME-BY-GAME

#17 Aidan Tyrell - 8 games (All games)

Date	Opponent	Pos	AB	R	H	RBI	2B	3B	HR	BB	SB	CS	HBP	SAC	SF	GDP	K	PO	A	E	Avg
Feb 18	at Lipscomb	p	0	0	0	0	0	0	0	0	0	0	0	0	0	0	0	0	1	0	.000
Mar 05	at UAB	p	0	0	0	0	0	0	0	0	0	0	0	0	0	0	0	0	1	1	.000
Mar 18	at Wake Forest-1	p	0	0	0	0	0	0	0	0	0	0	0	0	0	0	0	0	1	0	.000
Mar 24	LOUISVILLE	p	0	0	0	0	0	0	0	0	0	0	0	0	0	0	0	0	2	0	.000
Mar 28	BUTLER	p	0	0	0	0	0	0	0	0	0	0	0	0	0	0	0	0	1	0	.000
Apr 07	at Pitt	p	0	0	0	0	0	0	0	0	0	0	0	0	0	0	0	1	1	0	.000
Apr 14	at Clemson	p	0	0	0	0	0	0	0	0	0	0	0	0	0	0	0	1	0	0	.000
Apr 28	FLORIDA STATE	*p	0	0	0	0	0	0	0	0	0	0	0	0	0	0	0	2	1	0	.000
Totals		1gs	0	0	0	0	0	0	0	0	0	0	0	0	0	0	0	4	8	1	.000

On base pct. .000 • Slugging pct. .000

#17 Aidan Tyrell - 12 appearances (All games)

Date	Opponent	GS	IP	H	R	ER	BB	SO	2B	3B	HR	WP	BK	HBP	IBB	Score	W-L	Sv	ERA	NP
Feb 18	at Lipscomb		4.0	0	1	0	1	3	0	0	0	0	0	0	0	8-4	1-0	0	0.00	55
Feb 24	at UNC Greensboro		2.2	2	4	0	1	1	1	0	1	0	0	2	0	6-5	1-0	0	0.00	40
Mar 05	at UAB		3.1	3	3	2	1	4	0	0	1	0	0	0	0	2-5	1-1	0	1.80	46
Mar 11	at Georgia Tech-2		4.0	2	0	0	1	5	0	0	0	1	0	0	0	17-4	2-1	0	1.29	60
Mar 18	at Wake Forest-1		3.1	2	1	1	2	4	0	0	1	0	0	0	0	1-4	2-1	0	1.56	58
Mar 24	LOUISVILLE		3.1	2	0	0	0	1	0	0	0	0	0	0	0	4-3	3-1	0	1.31	33
Mar 28	BUTLER		4.0	2	0	0	1	4	1	0	0	0	0	1	0	4-0	4-1	0	1.09	51
Apr 02	NORTH CAROLINA-2		4.1	4	1	1	2	4	0	0	1	0	0	0	0	9-1	5-1	0	1.24	74
Apr 07	at Pitt		4.1	3	2	2	1	3	0	0	2	0	0	0	0	11-2	6-1	0	1.62	64
Apr 14	at Clemson		3.0	2	2	2	2	1	1	1	0	0	0	0	0	10-4	6-1	1	1.98	-
Apr 21	VIRGINIA	*	6.0	7	5	5	1	8	3	0	0	0	0	1	0	10-7	7-1	1	2.76	98
Apr 28	FLORIDA STATE	*	7.0	5	3	3	4	3	1	0	0	0	0	0	0	2-3	7-2	1	2.92	89
Totals		2	49.1	34	22	16	17	41	7	1	6	1	0	4	0	84-42	7-2	1	2.92	-

#18 NICK JUAIRE



Redshirt Junior | C

Career Highs

Hits: 3 (4/29/22 vs. BC)

Runs: 2 (2x, MR 5/1/22 vs. BC)

RBI: 2 (3x, MR 3/4/23 vs. UAB)

News & Notes

- Junior college transfer from Iowa Western JC. Originally began his career at TCU

NOTRE DAME CAREER SUMMARY

Year	avg	gp-gs	ab	r	h	2b	3b	hr	rbi	tb	slg%	bb	hbp	so	gdp	ob%	sf	sh	sb-att	po	a	e	fld%
2021	.286	13-0	14	1	4	0	0	0	0	4	.286	1	0	6	0	.333	0	0	0-0	4	0	0	1.000
2022	.355	27-12	62	11	22	5	1	1	10	32	.516	4	0	10	1	.388	1	0	1-1	0	0	0	.000
2023	.250	27-12	48	4	12	1	0	0	14	13	.271	5	2	8	1	.339	1	2	0-0	0	0	0	.000
TOTAL	.306	67-24	124	16	38	6	1	1	24	49	.395	10	2	24	2	.362	2	2	1-1	4	0	0	1.000

2023 GAME-BY-GAME

#18 Nick Juairé - 27 games (All games)

Date	Opponent	Pos	AB	R	H	RBI	2B	3B	HR	BB	SB	CS	HBP	SAC	SF	GDP	K	PO	A	E	Avg
Feb 17	at Lipscomb	ph	0	0	0	0	0	0	0	1	0	0	0	0	0	0	0	0	0	0	.000
Feb 18	at Lipscomb	*dh	3	0	1	0	0	0	0	1	0	0	0	0	0	0	0	1	0	0	.333
Feb 19	at Lipscomb	*dh	2	0	0	0	0	0	0	0	0	0	0	0	0	0	0	0	0	0	.200
Feb 24	at UNC Greensboro	ph	1	0	1	0	0	0	0	0	0	0	0	0	0	0	0	0	0	0	.333
Feb 25	at UNC Greensboro	*dh	3	0	0	0	0	0	0	0	0	0	0	0	0	0	0	1	0	0	.222
Mar 04	at UAB	pr/ph	1	1	1	2	0	0	0	0	0	0	0	0	0	0	0	0	0	0	.300
Mar 05	at UAB	dh	1	0	1	0	0	0	0	0	0	0	0	0	0	0	0	0	0	0	.364
Mar 10	at Georgia Tech	*dh	4	0	2	1	0	0	0	0	0	0	0	1	0	0	0	1	0	0	.400
Mar 11	at Georgia Tech-1	*dh	3	0	1	0	0	0	0	0	0	0	0	0	0	0	0	0	0	0	.389
Mar 11	at Georgia Tech-2	*dh	3	2	2	3	0	0	0	0	0	0	1	1	0	0	0	0	0	0	.429
Mar 14	vs Saint Joseph's	*dh	3	0	0	1	0	0	0	1	0	0	0	0	0	0	0	0	0	0	.375
Mar 15	vs Saint Joseph's	*dh	3	1	0	1	0	0	0	2	0	0	0	0	0	0	0	0	0	0	.333
Mar 18	at Wake Forest-1	*dh	4	0	0	0	0	0	0	0	0	0	0	0	0	0	0	0	0	0	.290
Mar 18	at Wake Forest-2	*dh	2	0	0	0	0	0	0	0	0	0	0	0	0	0	2	0	0	0	.273
Mar 21	VALPARAISO	ph	1	0	1	2	0	0	0	0	0	0	0	0	0	0	0	0	0	0	.294
Mar 24	LOUISVILLE	ph	1	0	0	0	0	0	0	0	0	0	0	0	0	0	0	0	0	0	.286
Mar 26	LOUISVILLE-2	*dh	3	0	0	0	0	0	0	0	0	0	0	0	0	0	2	0	0	0	.263
Mar 31	NORTH CAROLINA	ph	1	0	0	0	0	0	0	0	0	0	0	0	0	0	1	0	0	0	.256
Apr 02	NORTH CAROLINA-1	ph	1	0	0	0	0	0	0	0	0	0	0	0	0	0	0	0	0	0	.250
Apr 07	at Pitt	ph	1	0	1	2	1	0	0	0	0	0	0	0	0	0	0	0	0	0	.268
Apr 08	at Pitt	ph	1	0	1	1	0	0	0	0	0	0	0	0	0	0	0	0	0	0	.286
Apr 11	MICHIGAN STATE	ph	1	0	0	0	0	0	0	0	0	0	0	0	0	1	0	0	0	0	.279
Apr 15	at Clemson	ph/dh	1	0	0	0	0	0	0	0	0	0	0	0	0	0	0	0	0	0	.273
Apr 16	at Clemson	ph/dh	1	0	0	0	0	0	0	0	0	0	0	1	0	0	0	0	0	0	.267
Apr 18	VALPARAISO	*dh	2	0	0	1	0	0	0	0	0	0	0	0	1	0	0	0	0	0	.255
Apr 19	WESTERN MICHIGAN	ph	0	0	0	0	0	0	0	0	0	0	0	0	0	0	0	0	0	0	.255
Apr 23	VIRGINIA-1	ph	1	0	0	0	0	0	0	0	0	0	0	0	0	0	0	0	0	0	.250
Totals			12gs	48	4	12	14	1	0	5	0	0	2	2	1	1	8	0	0	0	.250

On base pct. .339 • Slugging pct. .271

#19 CASEY KMET



Redshirt Junior | INF

Career Highs

Hits: 1 (2/25/22 vs. MC)

Runs: -1 (2/17/23 vs. Lipscomb)

RBI: 1 (2/25/22 vs. MC)

News & Notes

- Made his first start of the season against Lipscomb (2/17/23)

CAREER SUMMARY

Year	avg	gp-gs	ab	r	h	2b	3b	hr	rbi	tb	slg%	bb	hbp	so	gdp	ob%	sf	sh	sb-att	po	a	e	fld%
2021	.000	6-0	2	0	0	0	0	0	0	0	.000	0	0	1	0	.000	0	0	0-0	1	0	0	1.000
2022	.200	4-0	5	1	1	1	0	0	1	2	.400	0	0	2	0	.200	0	0	0-0	0	2	1	.667
2023	.136	17-4	22	3	3	0	0	0	2	3	.136	2	1	6	0	.240	0	2	1-1	10	1	2	.846
TOTAL	.138	27-4	29	4	4	1	0	0	3	5	.172	2	1	9	0	.219	0	2	1-1	11	3	3	.824

2023 GAME-BY-GAME

#19 Casey Kmet - 17 games (All games)

Date	Opponent	Pos	AB	R	H	RBI	2B	3B	HR	BB	SB	CS	HBP	SAC	SF	GDP	K	PO	A	E	Avg
Feb 17	at Lipscomb	*of	3	1	0	0	0	0	0	1	0	0	0	0	0	0	0	2	0	0	.000
Feb 18	at Lipscomb	of	1	0	0	0	0	0	0	0	0	0	0	0	0	0	1	0	0	0	.000
Feb 19	at Lipscomb	of	3	0	1	0	0	0	0	0	0	0	0	0	0	0	0	1	1	1	.143
Feb 24	at UNC Greensboro	pr/of	0	0	0	0	0	0	0	0	1	0	0	0	0	0	0	0	0	0	.143
Feb 26	at UNC Greensboro	*of	3	0	0	1	0	0	0	0	0	0	0	1	0	0	1	2	0	0	.100
Mar 04	at UAB	*of	2	0	0	0	0	0	0	0	0	0	0	0	0	0	0	1	0	0	.083
Mar 10	at Georgia Tech	ph/of	1	0	0	0	0	0	0	0	0	0	0	0	0	0	0	1	0	0	.077
Mar 11	at Georgia Tech-2	of	0	0	0	0	0	0	0	0	0	0	0	0	0	0	0	0	0	0	.077
Mar 14	vs Saint Joseph's	of	1	0	0	0	0	0	0	0	0	0	0	0	0	0	0	0	0	0	.071
Mar 15	vs Saint Joseph's	of	1	1	0	0	0	0	0	0	0	0	1	0	0	0	0	0	0	0	.067
Mar 18	at Wake Forest-2	3b	1	0	1	0	0	0	0	0	0	0	0	0	0	0	0	0	0	1	.125
Mar 21	VALPARAISO	*of	3	0	1	0	0	0	0	0	0	0	0	0	0	0	2	1	0	0	.158
Mar 24	LOUISVILLE	ph	1	0	0	0	0	0	0	0	0	0	0	0	0	0	0	0	0	0	.150
Mar 31	NORTH CAROLINA	of	0	0	0	0	0	0	0	0	0	0	0	0	0	0	0	0	0	0	.150
Apr 04	NORTHWESTERN	ph/of	0	0	0	0	0	0	0	1	0	0	0	0	0	0	0	0	0	0	.150
Apr 16	at Clemson	ph/of	2	0	0	1	0	0	0	0	0	0	0	1	0	0	2	2	0	0	.136
Apr 21	VIRGINIA	pr	0	1	0	0	0	0	0	0	0	0	0	0	0	0	0	0	0	0	.136
Totals		4gs	22	3	3	2	0	0	0	2	1	0	1	2	0	0	6	10	1	2	.136

On base pct. .240 • Slugging pct. .136

#20 NICK DEMARCO



Sophomore | INF/RHP

Career Highs

Hits: 1 (3x, MR 5/21/22 vs. UM)
 Runs: 1 (5x, MR 2/17/23 at LU)
 RBI: 1 (5/21/22 vs. UM)
 IP: 1.0 (4/14/22 at DU)
 Strikeouts: 1 (4/14/22 at DU)

News & Notes

- 2021 Gatorade Illinois Player of the Year
- Hit his first career home run against #9 Miami (5/21/22)
- Made his collegiate debut against Manhattan (2/18/22)

CAREER SUMMARY

Year	avg	gp-gs	ab	r	h	2b	3b	hr	rbi	tb	slg%	bb	hbp	so	gdp	ob%	sf	sh	sb-att	po	a	e	fld%
2022	.333	12-0	9	4	3	0	0	1	1	6	.667	1	0	2	0	.400	0	0	0-0	2	2	1	.800
2023	.037	17-5	27	5	1	0	0	0	0	1	.037	2	4	16	1	.212	0	0	1-2	4	9	0	1.000
TOTAL	.111	29-5	36	9	4	0	0	1	1	7	.194	3	4	18	1	.256	0	0	1-2	6	11	1	.944

Year	era	w-l	app	gs	cg	sho	sv	ip	h	r	er	bb	so	2b	3b	hr	bf	bavg	wp	hbp	bk	sfa	sha
2022	27.00	0-0	1	0	0	0/0	0	1.0	4	3	3	0	1	1	0	0	8	.571	0	1	0	0	0
TOTAL	27.00	0-0	1	0	0	0/0	0	1.0	4	3	3	0	1	1	0	0	8	.571	0	1	0	0	0

2023 GAME-BY-GAME

#20 Nick DeMarco - 17 games (All games)

Date	Opponent	Pos	AB	R	H	RBI	2B	3B	HR	BB	SB	CS	HBP	SAC	SF	GDP	K	PO	A	E	Avg	
Feb 17	at Lipscomb	pr	0	1	0	0	0	0	0	0	0	0	0	0	0	0	0	0	0	0	0	.000
Feb 18	at Lipscomb	ph	0	0	0	0	0	0	0	0	0	0	1	0	0	0	0	0	0	0	0	.000
Feb 19	at Lipscomb	*2b	4	0	0	0	0	0	0	0	0	0	0	0	0	0	0	2	1	2	0	.000
Feb 24	at UNC Greensboro	*dh	5	0	0	0	0	0	0	0	0	0	0	0	0	0	0	2	0	0	0	.000
Feb 25	at UNC Greensboro	2b	1	0	0	0	0	0	0	0	0	0	0	0	0	0	0	1	0	0	0	.000
Mar 03	at UAB	pr/dh	1	1	1	0	0	0	0	0	0	0	0	0	0	0	0	0	0	0	0	.091
Mar 04	at UAB	*dh	2	0	0	0	0	0	0	0	0	0	0	0	0	0	0	2	0	0	0	.077
Mar 11	at Georgia Tech-1	ph/2b	2	0	0	0	0	0	0	0	0	0	0	0	0	0	0	2	0	1	0	.067
Mar 11	at Georgia Tech-2	ph	1	0	0	0	0	0	0	0	0	0	0	0	0	0	0	1	0	0	0	.062
Mar 18	at Wake Forest-2	ph/3b	2	1	0	0	0	0	0	0	0	0	1	0	0	0	0	0	0	1	0	.056
Mar 26	LOUISVILLE-2	ph	1	0	0	0	0	0	0	0	0	0	0	0	0	0	0	1	0	0	0	.053
Apr 02	NORTH CAROLINA-1	2b	0	0	0	0	0	0	0	0	0	0	0	0	0	0	0	0	1	0	0	.053
Apr 04	NORTHWESTERN	*2b	2	2	0	0	0	0	0	2	1	1	1	0	0	0	0	1	1	1	0	.048
Apr 11	MICHIGAN STATE	2b	1	0	0	0	0	0	0	0	0	0	0	0	0	0	0	0	1	3	0	.045
Apr 18	VALPARAISO	ph	1	0	0	0	0	0	0	0	0	0	0	0	0	1	0	0	0	0	0	.043
Apr 19	WESTERN MICHIGAN	*2b	2	0	0	0	0	0	0	0	0	0	1	0	0	0	0	2	0	1	0	.040
Apr 23	VIRGINIA-2	ph/dh	2	0	0	0	0	0	0	0	0	0	0	0	0	0	0	2	0	0	0	.037
Totals		5gs	27	5	1	0	0	0	0	2	1	1	4	0	0	1	16	4	9	0		.037

On base pct. .212 • Slugging pct. .037

#21 BRADY GUMPF



Junior | OF

Career Highs

Hits: 1 (3x, MR 4/23/22 vs. WF)

Runs: 2 (4/23/22 vs. WF)

HR: 1 (MR 4/21/23 vs UVA)

RBI: 2 (3x, MR 4/21/23 vs UVA)

News & Notes

- Recorded his first home run of the 2023 season in win over No. 8 Virginia (4/21/23)
- Hit his first career home run against Wake Forest (4/23/22)
- Made his collegiate debut against Manhattan (2/18/22)
- Son of longtime Notre Dame softball coach Deanna Gumpf

CAREER SUMMARY

Year	avg	gp-gs	ab	r	h	2b	3b	hr	rbi	tb	slg%	bb	hbp	so	gdp	ob%	sf	sh	sb-att	po	a	e	fld%
2022	.375	8-0	8	3	3	2	0	1	5	8	1.000	1	0	1	0	.444	0	0	0-0	0	0	0	.000
2023	.250	24-9	44	4	11	2	0	1	4	16	.364	0	1	18	0	.255	2	0	1-1	22	0	0	1.000
TOTAL	.269	32-9	52	7	14	4	0	2	9	24	.462	1	1	19	0	.286	2	0	1-1	22	0	0	1.000

2023 GAME-BY-GAME

#21 Brady Gumpf - 24 games (All games)

Date	Opponent	Pos	AB	R	H	RBI	2B	3B	HR	BB	SB	CS	HBP	SAC	SF	GDP	K	PO	A	E	Avg
Feb 17	at Lipscomb	ph	1	0	0	0	0	0	0	0	0	0	0	0	0	0	1	0	0	0	.000
Feb 19	at Lipscomb	ph	1	0	0	0	0	0	0	0	0	0	0	0	0	0	1	0	0	0	.000
Feb 25	at UNC Greensboro	dh	1	0	0	0	0	0	0	0	0	0	0	0	0	0	0	0	0	0	.000
Mar 05	at UAB	pr	0	0	0	0	0	0	0	0	0	0	0	0	0	0	0	0	0	0	.000
Mar 11	at Georgia Tech-1	ph/of	2	0	1	0	1	0	0	0	0	0	0	0	0	0	1	1	0	0	.200
Mar 11	at Georgia Tech-2	of	1	0	0	0	0	0	0	0	0	0	0	0	0	0	1	1	0	0	.167
Mar 15	vs Saint Joseph's	pr	0	0	0	0	0	0	0	0	0	0	0	0	0	0	0	0	0	0	.167
Mar 18	at Wake Forest-2	of	1	0	0	0	0	0	0	0	0	0	0	0	0	0	1	1	0	0	.143
Mar 19	at Wake Forest	of	0	0	0	0	0	0	0	0	0	0	0	0	0	0	0	0	0	0	.143
Mar 21	VALPARAISO	pr/of	0	0	0	0	0	0	0	0	1	0	0	0	0	0	0	1	0	0	.143
Mar 24	LOUISVILLE	of	0	0	0	0	0	0	0	0	0	0	0	0	0	0	0	1	0	0	.143
Mar 31	NORTH CAROLINA	*of	3	0	1	0	0	0	0	0	0	0	0	0	0	0	1	3	0	0	.200
Apr 02	NORTH CAROLINA-1	ph	1	0	0	0	0	0	0	0	0	0	0	0	0	0	0	0	0	0	.182
Apr 02	NORTH CAROLINA-2	*of	4	0	0	0	0	0	0	0	0	0	0	0	0	0	3	2	0	0	.133
Apr 04	NORTHWESTERN	ph/of	1	1	1	0	0	0	0	0	0	0	0	0	0	0	0	0	0	0	.188
Apr 11	MICHIGAN STATE	pr/dh	1	0	0	0	0	0	0	0	0	0	0	0	0	0	0	0	0	0	.176
Apr 18	VALPARAISO	*of	4	0	1	0	0	0	0	0	0	0	0	0	0	0	2	2	0	0	.190
Apr 19	WESTERN MICHIGAN	*of	2	0	0	1	0	0	0	0	0	1	0	1	0	1	1	1	0	0	.174
Apr 21	VIRGINIA	*of/of	4	1	1	2	0	0	1	0	0	0	0	0	0	0	1	2	0	0	.185
Apr 23	VIRGINIA-1	*of	4	0	0	0	0	0	0	0	0	0	0	0	0	0	3	2	0	0	.161
Apr 23	VIRGINIA-2	*of/of	4	0	0	0	0	0	0	0	0	0	0	0	0	0	1	2	0	0	.143
Apr 25	at Michigan State	*of	3	0	2	1	0	0	0	0	0	0	0	0	1	0	0	2	0	0	.184
Apr 29	FLORIDA STATE	ph/of	2	1	2	0	0	0	0	0	0	0	0	0	0	0	0	0	0	0	.225
Apr 30	FLORIDA STATE	*of	4	1	2	0	1	0	0	0	0	0	0	0	0	0	1	1	0	0	.250
Totals		9gs	44	4	11	4	2	0	1	0	1	0	1	0	2	0	18	22	0	0	.250

On base pct. .255 • Slugging pct. .364

#22 PETER FASCIGLIONE



Freshman | INF

Career Highs

Hits: --

Runs: --

RBI: -

News & Notes

NOTRE DAME CAREER SUMMARY

--

2023 GAME-BY-GAME

--

#23 CARTER BOSCH



Graduate Student | RHP

Career Highs
IP: 6.2 (2x 4/23/22 vs. Xavier, 4/30/22 vs. Seton Hall)
Strikeouts: 11 (4/23/22 vs. Xavier)

- News & Notes**
- Recorded a season-high six strikeouts against Valpo (3/21/23)
 - Graduate transfer from Georgetown

CAREER SUMMARY (NOTRE DAME)

Year	avg	gp-gs	ab	r	h	2b	3b	hr	rbi	tb	slg%	bb	hbp	so	gdp	ob%	sf	sh	sb-att	po	a	e	fld%
2023	.000	0-0	0	0	0	0	0	0	0	0	.000	0	0	0	0	.000	0	0	0-0	0	4	0	1.000
TOTAL	.000	0-0	0	0	0	0	0	0	0	0	.000	0	0	0	0	.000	0	0	0-0	0	4	0	1.000

Year	era	w-l	app	gs	cg	sho	sv	ip	h	r	er	bb	so	2b	3b	hr	bf	bavg	wp	hbp	bk	sfa	sha
2023	5.92	1-1	14	2	0	0/1	2	24.1	23	17	16	10	24	5	0	4	104	.256	0	2	0	1	1
TOTAL	5.92	1-1	14	2	0	0/1	2	24.1	23	17	16	10	24	5	0	4	104	.256	0	2	0	1	1

2023 GAME-BY-GAME

#23 Carter Bosch - 3 games (All games)

Date	Opponent	Pos	AB	R	H	RBI	2B	3B	HR	BB	SB	CS	HBP	SAC	SF	GDP	K	PO	A	E	Avg
Mar 05	at UAB	p	0	0	0	0	0	0	0	0	0	0	0	0	0	0	0	0	1	0	.000
Mar 21	VALPARAISO	p	0	0	0	0	0	0	0	0	0	0	0	0	0	0	0	0	1	0	.000
Apr 23	VIRGINIA-2	*p	0	0	0	0	0	0	0	0	0	0	0	0	0	0	0	0	2	0	.000
Totals		1gs	0	0	0	0	0	0	0	0	0	0	0	0	0	0	0	0	4	0	.000

On base pct. .000 • Slugging pct. .000

#23 Carter Bosch - 14 appearances (All games)

Date	Opponent	GS	IP	H	R	ER	BB	SO	2B	3B	HR	WP	BK	HBP	IBB	Score	W-L	Sv	ERA	NP
Feb 19	at Lipscomb		1.0	1	1	1	1	1	1	0	0	0	0	1	0	2-4	0-0	0	9.00	27
Feb 26	at UNC Greensboro		0.1	0	0	0	0	1	0	0	0	0	0	0	0	7-4	0-0	1	6.75	8
Mar 05	at UAB		1.2	2	0	0	0	2	0	0	0	0	0	0	0	2-5	0-0	1	3.00	16
Mar 11	at Georgia Tech-2		1.0	0	0	0	0	1	0	0	0	0	0	0	0	17-4	0-0	1	2.25	11
Mar 14	vs Saint Joseph's		1.0	1	0	0	1	0	0	0	0	0	0	0	0	6-3	0-0	2	1.80	26
Mar 21	VALPARAISO		3.2	2	0	0	1	6	1	0	0	0	0	0	0	8-4	0-0	2	1.04	54
Mar 26	LOUISVILLE-1		1.2	1	0	0	2	0	0	0	0	0	0	0	0	5-4	0-0	2	0.87	34
Mar 31	NORTH CAROLINA		0.0	6	6	6	0	0	2	0	2	0	0	1	0	8-10	0-1	2	6.10	34
Apr 04	NORTHWESTERN		2.0	0	0	0	0	5	0	0	0	0	0	0	0	12-0	1-1	2	5.11	30
Apr 08	at Pitt		1.0	1	2	2	1	0	1	0	0	0	0	0	0	5-9	1-1	2	6.08	24
Apr 15	at Clemson		1.0	1	0	0	0	2	0	0	0	0	0	0	0	1-5	1-1	2	5.65	-
Apr 18	VALPARAISO		3.0	0	0	0	1	3	0	0	0	0	0	0	0	7-3	1-1	2	4.67	36
Apr 23	VIRGINIA-2	*	4.2	4	4	3	1	2	0	0	1	0	0	0	0	5-4	1-1	2	4.91	67
Apr 30	FLORIDA STATE	*	2.1	4	4	4	2	1	0	0	1	0	0	0	0	12-8	1-1	2	5.92	48
Totals		2	24.1	23	17	16	10	24	5	0	4	0	0	2	0	97-67	1-1	2	5.92	-

#24 JACK FINDLAY



Sophomore | LHP

Career Highs

IP: 5.0 (6/13/22 at UT)

Strikeouts: 8 (5/10/22 vs. MSU)

News & Notes

- Threw career-high 10 strikeouts in win over No. 4 Wake Forest (3/19/23)
- Recognized by Perfect Game as one of the top 50 sophomores in the country.
- 2022 Perfect Game Second Team Freshman All-American
- Set a career high 5.0 innings pitched against #1 Tennessee (6/13/22)
- 2022 Collegiate Baseball Freshman All-American
- No. 61 on Perfect Game's Top-75 Freshmen List

CAREER SUMMARY

Year	avg	gp-gs	ab	r	h	2b	3b	hr	rbi	tb	slg%	bb	hbp	so	gdp	ob%	sf	sh	sb-atl	po	s	e	fld%
2022	.000	0-0	0	0	0	0	0	0	0	0	.000	0	0	0	0	.000	0	0	0-0	0	3	2	.600
2023	.000	0-0	0	0	0	0	0	0	0	0	.000	0	0	0	0	.000	0	0	0-0	1	3	0	1.000
TOTAL	.000	0-0	0	0	0	0	0	0	0	0	.000	0	0	0	0	.000	0	0	0-0	1	6	2	.778

Year	era	w-l	app	gs	cg	sho	sv	ip	h	r	er	bb	so	2b	3b	hr	bf	bavg	wp	hbp	bk	sfa	sha
2022	1.89	6-2	19	8	0	0/0	4	47.2	29	12	10	15	53	2	0	4	187	.175	5	3	0	0	3
2023	3.79	4-2	10	5	0	0/0	0	40.1	35	18	17	11	54	13	0	4	170	.230	4	6	0	1	0
TOTAL	2.76	10-4	29	13	0	0/0	4	88.0	64	30	27	26	107	15	0	8	357	.201	9	9	0	1	3

2023 GAME-BY-GAME

#24 Jack Findlay - 3 games (All games)


Date	Opponent	Pos	AB	R	H	RBI	2B	3B	HR	BB	SB	CS	HBP	SAC	SF	GDP	K	PO	A	E	Avg
Mar 10	at Georgia Tech	p	0	0	0	0	0	0	0	0	0	0	0	0	0	0	0	0	1	0	.000
Mar 26	LOUISVILLE-1	*p	0	0	0	0	0	0	0	0	0	0	0	0	0	0	0	1	0	0	.000
Apr 02	NORTH CAROLINA-1	*p	0	0	0	0	0	0	0	0	0	0	0	0	0	0	0	0	2	0	.000
Totals		2gs	0	0	0	0	0	0	0	0	0	0	0	0	0	0	0	1	3	0	.000

On base pct. .000 • Slugging pct. .000

#24 Jack Findlay - 10 appearances (All games)

Date	Opponent	GS	IP	H	R	ER	BB	SO	2B	3B	HR	WP	BK	HBP	IBB	Score	W-L	Sv	ERA	NP
Feb 17	at Lipscomb		3.0	0	2	3	7	0	0	0	0	0	0	3	0	4-5	0-0	0	6.00	67
Feb 24	at UNC Greensboro		3.1	3	1	1	0	5	1	0	0	1	0	1	0	6-5	1-0	0	4.26	47
Mar 03	at UAB		4.0	3	1	0	0	6	1	0	0	0	0	0	0	7-2	2-0	0	2.61	55
Mar 10	at Georgia Tech		3.2	3	1	1	1	4	2	0	0	1	0	1	0	4-7	2-0	0	2.57	55
Mar 14	vs Saint Joseph's		3.0	2	1	1	0	3	2	0	0	0	0	0	0	6-3	2-0	0	2.65	43
Mar 19	at Wake Forest	*	5.2	2	0	0	0	10	0	0	0	0	0	0	0	3-1	3-0	0	1.99	93
Mar 26	LOUISVILLE-1	*	5.1	6	3	3	2	9	2	0	2	0	0	0	0	5-4	4-0	0	2.57	93
Apr 02	NORTH CAROLINA-1	*	5.0	4	2	2	2	6	1	0	0	1	0	0	0	2-5	4-1	0	2.73	100
Apr 08	at Pitt	*	5.1	7	2	2	2	2	2	0	1	0	0	0	0	5-9	4-1	0	2.82	101
Apr 15	at Clemson	*	2.0	5	5	5	1	2	2	0	1	1	0	1	0	1-5	4-2	0	3.79	-
Totals		5	40.1	35	18	17	11	54	13	0	4	4	0	6	0	43-46	4-2	0	3.79	-

#25 RYAN LYNCH



Sophomore | LHP

Career Highs

IP: 2.1 (3/26/23 vs. Louisville)

Strikeouts: 3 (3/26/23 vs. Louisville)

News & Notes

- Pitched a career-high 2.1 innings, recording a career-high three strikeouts against Louisville (3/26/23)

CAREER SUMMARY

Year	era	w-l	app	gs	cg	sho	sv	ip	h	r	er	bb	so	2b	3b	hr	bf	bavg	wp	hbp	bk	sfa	sha
2021	27.00	0-0	1	0	0	0/0	0	0.2	1	2	2	3	1	1	0	0	6	.333	3	0	0	0	0
2022	99.00	0-0	1	0	0	0/0	0	0.0	2	2	2	0	0	0	0	1	2	1.000	0	0	0	0	0
2023	10.29	0-1	10	0	0	0/1	0	7.0	10	8	8	3	11	0	1	2	33	.345	2	1	0	0	0
TOTAL	14.09	0-1	12	0	0	0/1	0	7.2	13	12	12	6	12	1	1	3	41	.382	5	1	0	0	0

2023 GAME-BY-GAME

#25 Ryan Lynch - 10 appearances (All games)

Date	Opponent	GS	IP	H	R	ER	BB	SO	2B	3B	HR	WP	BK	HBP	IBB	Score	W-L	Sv	ERA	NP
Mar 11	at Georgia Tech-1		0.0	1	1	1	1	0	0	0	0	0	0	0	0	2-15	0-0	0	999.00	11
Mar 15	vs Saint Joseph's		0.1	0	0	0	0	1	0	0	0	0	0	0	0	10-9	0-0	0	27.00	3
Mar 26	LOUISVILLE-2		2.1	2	0	0	0	3	0	0	0	0	0	0	0	1-2	0-0	0	3.38	25
Mar 31	NORTH CAROLINA		0.1	0	0	0	0	1	0	0	0	0	0	0	0	8-10	0-0	0	3.00	3
Apr 04	NORTHWESTERN		1.0	0	0	0	1	1	0	0	0	0	0	0	0	12-0	0-0	0	2.25	20
Apr 06	at Pitt		0.0	2	2	2	0	0	0	0	1	0	0	0	0	10-8	0-0	0	6.75	6
Apr 11	MICHIGAN STATE		1.1	2	1	1	0	0	0	0	1	0	0	1	0	6-7	0-1	0	6.75	21
Apr 18	VALPARAISO		1.0	0	0	0	0	3	0	0	0	0	0	0	0	7-3	0-1	0	5.68	14
Apr 25	at Michigan State		0.1	3	4	4	1	1	0	1	0	2	0	0	0	5-12	0-1	0	10.80	19
Apr 30	FLORIDA STATE		0.1	0	0	0	0	1	0	0	0	0	0	0	0	12-8	0-1	0	10.29	4
Totals		0	7.0	10	8	8	3	11	0	1	2	2	0	1	0	73-74	0-1	0	10.29	-

#26 CADEN SPIVEY



Freshman | RHP

Career Highs

IP: 4.2 (4/31/23 vs FSU)

Strikeouts: 3 (2x MR 4/31/23 vs FSU)

News & Notes

- Made his first start on Tuesday, April 18 vs. Valpo
- Made his debut at Georgia Tech on March 11, 2023

CAREER SUMMARY

Year	avg	gp-gs	ab	r	h	2b	3b	hr	rbi	tb	slg%	bb	hbp	so	gdp	ob%	sf	sh	sb-att	po	a	e	fld%
2023	.000	0-0	0	0	0	0	0	0	0	0	.000	0	0	0	0	.000	0	0	0-0	1	4	2	.714
TOTAL	.000	0-0	0	0	0	0	0	0	0	0	.000	0	0	0	0	.000	0	0	0-0	1	4	2	.714

Year	era	w-l	app	gs	cg	sho	sv	ip	h	r	er	bb	so	2b	3b	hr	bf	bavg	wp	hbp	bk	sfa	sha
2023	2.13	3-0	11	1	0	0/1	0	25.1	18	9	6	8	19	5	0	3	107	.191	3	5	1	0	0
TOTAL	2.13	3-0	11	1	0	0/1	0	25.1	18	9	6	8	19	5	0	3	107	.191	3	5	1	0	0

2023 GAME-BY-GAME

#26 Caden Spivey - 5 games (All games)

Date	Opponent	Pos	AB	R	H	RBI	2B	3B	HR	BB	SB	CS	HBP	SAC	SF	GDP	K	PO	A	E	Avg	
Mar 11	at Georgia Tech-1	p	0	0	0	0	0	0	0	0	0	0	0	0	0	0	0	0	1	0	0	.000
Mar 24	LOUISVILLE	p	0	0	0	0	0	0	0	0	0	0	0	0	0	0	0	0	0	1	0	.000
Apr 18	VALPARAISO	*p	0	0	0	0	0	0	0	0	0	0	0	0	0	0	0	0	0	1	0	.000
Apr 23	VIRGINIA-2	p	0	0	0	0	0	0	0	0	0	0	0	0	0	0	0	1	1	0	0	.000
Apr 30	FLORIDA STATE	p	0	0	0	0	0	0	0	0	0	0	0	0	0	0	0	0	2	0	0	.000
Totals		1gs	0	0	0	0	0	0	0	0	0	0	0	0	0	0	0	1	4	2	0	.000

On base pct. .000 • Slugging pct. .000

#26 Caden Spivey - 11 appearances (All games)

Date	Opponent	GS	IP	H	R	ER	BB	SO	2B	3B	HR	WP	BK	HBP	IBB	Score	W-L	Sv	ERA	NP
Mar 11	at Georgia Tech-1		2.0	1	0	0	0	2	0	0	0	1	0	0	0	2-15	0-0	0	0.00	21
Mar 15	vs Saint Joseph's		1.0	1	0	0	0	2	0	0	0	0	0	0	0	10-9	0-0	0	0.00	15
Mar 18	at Wake Forest-2		3.0	2	1	1	0	2	0	0	1	0	0	0	0	3-12	0-0	0	1.50	42
Mar 24	LOUISVILLE		2.0	1	1	0	1	1	0	0	0	0	1	0	0	4-3	0-0	0	1.12	25
Mar 28	BUTLER		1.0	0	0	0	0	1	0	0	0	0	0	0	0	4-0	0-0	0	1.00	7
Apr 02	NORTH CAROLINA-1		2.0	1	1	1	2	3	0	0	1	0	0	1	0	2-5	0-0	0	1.64	43
Apr 08	at Pitt		1.1	2	1	1	2	1	0	0	0	0	0	0	0	5-9	0-0	0	2.19	37
Apr 14	at Clemson		2.0	1	0	0	0	2	0	0	0	1	0	2	0	10-4	1-0	0	1.88	-
Apr 18	VALPARAISO	*	2.0	3	3	1	2	1	1	0	1	1	0	0	0	7-3	1-0	0	2.20	43
Apr 23	VIRGINIA-2		4.1	2	0	0	0	1	2	0	0	0	0	1	0	5-4	2-0	0	1.74	40
Apr 30	FLORIDA STATE		4.2	4	2	2	1	3	2	0	0	0	0	1	0	12-8	3-0	0	2.13	53
Totals		1	25.1	18	9	6	8	19	5	0	3	3	1	5	0	64-72	3-0	0	2.13	-

#28 HUNTER RUSSELL



Freshman | INF

Career Highs

Hits: --

Runs: --

RBI: -

News & Notes

.

NOTRE DAME CAREER SUMMARY

--

2023 GAME-BY-GAME

--

#29 DAVID LALLY JR.



Freshman | RHP
Career Highs
IP: 1.0 (2/25/23 vs. UNCG)
Strikeouts: 1 (2x MR 2/25/23 vs. UNCG)

News & Notes

- Made his first start against Saint Joseph's (3/15/23)
- Recognized this year as one of the top 100 freshmen in the country by Perfect Game

CAREER SUMMARY

Year	avg	gp-gs	ab	r	h	2b	3b	hr	rbi	tb	slg%	bb	hbp	so	gdp	ob%	sf	sh	sb-atf	po	a	e	fld%
2023	.000	0-0	0	0	0	0	0	0	0	0	.000	0	0	0	0	.000	0	0	0-0	0	4	0	1.000
TOTAL	.000	0-0	0	0	0	0	0	0	0	0	.000	0	0	0	0	.000	0	0	0-0	0	4	0	1.000

Year	era	w-l	app	gs	cg	sho	sv	ip	h	r	er	bb	so	2b	3b	hr	bf	bavg	wp	hbp	bk	sfa	sha
2023	6.00	0-0	8	5	0	0/1	0	15.0	22	10	10	13	13	5	0	0	82	.344	1	3	2	2	0
TOTAL	6.00	0-0	8	5	0	0/1	0	15.0	22	10	10	13	13	5	0	0	82	.344	1	3	2	2	0

2023 GAME-BY-GAME

#29 David Lally Jr. - 3 games (All games)

Date	Opponent	Pos	AB	R	H	RBI	2B	3B	HR	BB	SB	CS	HBP	SAC	SF	GDP	K	PO	A	E	Avg
Mar 15	vs Saint Joseph's	*p	0	0	0	0	0	0	0	0	0	0	0	0	0	0	0	0	2	0	.000
Apr 19	WESTERN MICHIGAN	*p	0	0	0	0	0	0	0	0	0	0	0	0	0	0	0	0	1	0	.000
Apr 25	at Michigan State	*p	0	0	0	0	0	0	0	0	0	0	0	0	0	0	0	0	1	0	.000
Totals		3gs	0	0	0	0	0	0	0	0	0	0	0	0	0	0	0	0	4	0	.000

On base pct. .000 • Slugging pct. .000

#29 David Lally Jr. - 8 appearances (All games)

Date	Opponent	GS	IP	H	R	ER	BB	SO	2B	3B	HR	WP	BK	HBP	IBB	Score	W-L	Sv	ERA	NP
Feb 19	at Lipscomb		0.1	1	0	0	0	1	0	0	0	0	0	0	0	2-4	0-0	0	0.00	7
Feb 25	at UNC Greensboro		1.0	1	3	3	5	1	0	0	0	0	0	0	0	0-12	0-0	0	20.25	41
Mar 11	at Georgia Tech-1		1.0	1	1	1	1	1	1	0	0	0	0	0	0	2-15	0-0	0	15.43	20
Mar 15	vs Saint Joseph's	*	2.2	2	1	1	1	1	1	0	0	0	2	0	0	10-9	0-0	0	9.00	43
Mar 21	VALPARAISO	*	2.1	5	2	2	1	0	0	0	0	0	1	0	0	8-4	0-0	0	8.59	44
Apr 04	NORTHWESTERN	*	3.0	4	0	0	1	3	1	0	0	0	0	1	0	12-0	0-0	0	6.10	57
Apr 19	WESTERN MICHIGAN	*	3.0	5	1	1	1	4	1	0	0	1	0	1	0	2-1	0-0	0	5.40	63
Apr 25	at Michigan State	*	1.2	3	2	2	3	2	1	0	0	0	0	0	0	5-12	0-0	0	6.00	43
Totals		5	15.0	22	10	10	13	13	5	0	0	1	2	3	0	41-57	0-0	0	6.00	-

#30 DM JEFFERSON



Sophomore | OF

Career Highs

Hits: 2 (3x, MR 23/15/22 vs. Valpo)

Runs: 2 (2/18/22 vs. MC)

RBI: 3 (2/25/22 vs. MC)

News & Notes

- Set a career high with 3 RBI against Marist (2/25/22)
- Set career bests in hits (2), runs (2) and RBI (2) against Manhattan (2/18/22)
- Made his collegiate debut against Manhattan (2/18/22)

CAREER SUMMARY

Year	avg	gp-gs	ab	r	h	2b	3b	hr	rbi	tb	slg%	bb	hbp	so	gdp	ob%	sf	sh	sb-att	po	a	e	fld%
2022	.220	22-9	41	7	9	0	0	0	8	9	.220	3	0	9	0	.273	0	0	2-2	0	0	0	.000
2023	.269	35-30	93	12	25	6	1	1	11	36	.387	13	5	19	1	.381	2	2	7-8	35	0	2	.946
TOTAL	.254	57-39	134	19	34	6	1	1	19	45	.336	16	5	28	1	.350	2	2	9-10	35	0	2	.946

2023 GAME-BY-GAME

#30 DM Jefferson - 35 games (All games)

Date	Opponent	Pos	AB	R	H	RBI	2B	3B	HR	BB	SB	CS	HBP	SAC	SF	GDP	K	PO	A	E	Avg	
Feb 17	at Lipscomb	ph	0	0	0	0	0	0	0	0	0	0	0	0	0	0	0	0	0	0	.000	
Feb 19	at Lipscomb	ph	1	0	0	0	0	0	0	0	0	0	0	0	0	0	0	0	0	0	.000	
Feb 24	at UNC Greensboro	*of	4	0	1	1	1	0	0	0	0	0	0	0	0	0	1	1	0	0	.200	
Feb 25	at UNC Greensboro	*of	2	0	1	0	0	0	0	1	0	0	0	0	0	0	0	2	0	0	.286	
Mar 03	at UAB	*of	4	0	0	0	0	0	0	0	1	0	0	0	0	0	0	1	1	0	.182	
Mar 04	at UAB	*of	1	0	0	0	0	0	0	0	0	0	0	0	0	0	1	0	0	0	.167	
Mar 05	at UAB	*of	3	0	0	0	0	0	0	0	0	0	0	0	0	0	0	1	2	0	.133	
Mar 10	at Georgia Tech	*of	3	1	2	0	0	0	0	0	0	0	0	0	0	0	0	2	0	0	.222	
Mar 11	at Georgia Tech-1	*of/of	2	0	0	1	0	0	0	1	0	0	0	0	1	0	1	0	0	0	.200	
Mar 15	vs Saint Joseph's	*of	1	1	0	0	0	0	0	2	1	0	0	0	0	0	0	1	0	1	.190	
Mar 18	at Wake Forest-2	ph/of	2	0	0	0	0	0	0	0	0	0	0	0	0	0	0	0	0	0	.174	
Mar 19	at Wake Forest	*dh	4	1	1	0	0	0	0	0	0	0	0	0	0	0	0	0	0	0	.185	
Mar 24	LOUISVILLE	*dh	1	1	1	0	0	0	0	0	0	0	1	0	0	0	0	0	0	0	.214	
Mar 26	LOUISVILLE-1	*dh	3	0	1	0	0	0	0	1	0	0	0	0	0	0	2	0	0	0	.226	
Mar 26	LOUISVILLE-2	*of	0	0	0	0	0	0	0	0	0	0	0	0	0	0	0	0	0	0	.226	
Mar 28	BUTLER	*of	2	0	0	0	0	0	0	0	0	0	0	0	0	0	0	2	0	0	.212	
Apr 02	NORTH CAROLINA-1	*of	3	0	0	0	0	0	0	0	0	0	0	0	0	0	0	2	0	0	.194	
Apr 02	NORTH CAROLINA-2	*dh	4	0	2	2	1	0	0	0	0	0	0	0	0	0	1	0	0	0	.225	
Apr 04	NORTHWESTERN	*of	2	0	1	0	0	0	0	1	0	1	0	0	0	0	0	3	0	0	.238	
Apr 06	at Pitt	*of	3	1	1	0	0	0	0	0	0	0	0	1	0	0	0	0	0	0	.244	
Apr 07	at Pitt	*of	4	2	3	0	0	0	0	1	1	0	0	0	0	0	1	1	0	0	.286	
Apr 08	at Pitt	*of	4	0	0	0	0	0	0	0	0	0	0	0	0	0	1	2	0	0	.264	
Apr 11	MICHIGAN STATE	*of	4	2	1	0	0	0	0	1	1	0	0	0	0	0	1	2	0	0	.263	
Apr 14	at Clemson	*of	4	0	0	0	0	0	0	0	0	0	1	0	0	0	2	2	0	0	.246	
Apr 15	at Clemson	*of	3	0	1	0	1	0	0	1	1	0	0	0	0	0	0	1	0	1	.250	
Apr 16	at Clemson	*of	1	0	0	0	0	0	0	0	0	0	0	0	0	0	1	1	0	0	.246	
Apr 18	VALPARAISO	*of	3	0	1	2	0	0	0	1	1	0	0	0	0	0	0	0	0	0	.250	
Apr 19	WESTERN MICHIGAN	*of	2	0	0	0	0	0	0	1	0	0	1	0	0	0	1	1	0	0	.243	
Apr 21	VIRGINIA	*of	3	1	1	2	0	0	1	0	0	0	1	0	0	0	0	1	0	0	.247	
Apr 23	VIRGINIA-1	*of	3	0	3	1	1	0	0	1	0	0	1	0	0	0	0	2	0	0	.276	
Apr 23	VIRGINIA-2	*of	3	0	1	1	0	0	0	1	0	0	0	1	0	2	1	0	0	0	.278	
Apr 25	at Michigan State	*of	4	1	1	1	0	1	0	0	0	0	0	0	0	0	0	3	0	0	.277	
Apr 28	FLORIDA STATE	*of	3	0	1	0	1	0	0	1	0	0	0	0	0	0	1	0	0	0	.279	
Apr 29	FLORIDA STATE	*of	3	1	1	0	1	0	0	0	0	0	0	0	0	0	0	2	0	0	.281	
Apr 30	FLORIDA STATE	*dh	4	0	0	0	0	0	0	0	0	0	0	0	1	1	0	0	0	0	.269	
Totals			30gs	93	12	25	11	6	1	1	13	7	1	5	2	2	1	19	35	0	2	.269

On base pct. .381 • Slugging pct. .387

#32 MATT BEDFORD



Sophomore/RHP
Career Highs
IP: 3.0 (2/26/23 vs. UNCG)
Strikeouts: 4 (2/26/23 vs. UNCG)

- News & Notes**
- Made his first career start at Saint Joseph's (3/14/23)
 - Threw a career-high four strikeouts in win over UNCG (2/26/23)
 - Made his first career appearance against Michigan State (5/10/22)
 - Missed the 2021 season due to injury

CAREER SUMMARY

Year	avg	gp-gs	ab	r	h	2b	3b	hr	rbi	tb	slg%	bb	hbp	so	gdp	ob%	sf	sh	sb-att	po	a	e	fld%
2022	.000	0-0	0	0	0	0	0	0	0	0	.000	0	0	0	0	.000	0	0	0-0	0	1	0	1.000
2023	.000	0-0	0	0	0	0	0	0	0	0	.000	0	0	0	0	.000	0	0	0-0	1	2	0	1.000
TOTAL	.000	0-0	0	0	0	0	0	0	0	0	.000	0	0	0	0	.000	0	0	0-0	1	3	0	1.000

Year	era	w-l	app	gs	cg	sho	sv	ip	h	r	er	bb	so	2b	3b	hr	bf	bavg	wp	hbp	bk	sfa	sha
2022	6.10	1-0	10	0	0	0/2	0	10.1	15	7	7	4	13	1	0	0	50	.341	3	2	0	0	0
2023	8.31	1-3	12	2	0	0/1	0	17.1	21	18	16	11	16	5	2	2	87	.296	5	4	1	1	0
TOTAL	7.48	2-3	22	2	0	0/3	0	27.2	36	25	23	15	29	6	2	2	137	.313	8	6	1	1	0

2023 GAME-BY-GAME

#32 Matt Bedford - 3 games (All games)

Date	Opponent	Pos	AB	R	H	RBI	2B	3B	HR	BB	SB	CS	HBP	SAC	SF	GDP	K	PO	A	E	Avg
Mar 18	at Wake Forest-2	*p	0	0	0	0	0	0	0	0	0	0	0	0	0	0	0	0	1	0	.000
Apr 11	MICHIGAN STATE	p	0	0	0	0	0	0	0	0	0	0	0	0	0	0	0	1	0	0	.000
Apr 25	at Michigan State	p	0	0	0	0	0	0	0	0	0	0	0	0	0	0	0	0	1	0	.000
Totals		1gs	0	0	0	0	0	0	0	0	0	0	0	0	0	0	0	1	2	0	.000


On base pct. .000 • Slugging pct. .000

#32 Matt Bedford - 12 appearances (All games)

Date	Opponent	GS	IP	H	R	ER	BB	SO	2B	3B	HR	WP	BK	HBP	IBB	Score	W-L	Sv	ERA	NP
Feb 18	at Lipscomb		2.0	1	0	0	1	2	1	0	0	0	0	0	0	8-4	0-0	0	0.00	30
Feb 26	at UNC Greensboro		3.0	1	0	0	0	4	0	0	0	0	0	1	0	7-4	1-0	0	0.00	39
Mar 03	at UAB		2.0	2	1	1	0	1	0	1	0	1	0	0	0	7-2	1-0	0	1.29	25
Mar 10	at Georgia Tech		1.0	3	4	4	1	2	1	0	1	2	1	1	1	4-7	1-1	0	5.62	35
Mar 14	vs Saint Joseph's	*	1.0	2	2	2	0	1	1	1	0	0	0	0	0	6-3	1-1	0	7.00	14
Mar 18	at Wake Forest-2	*	2.0	7	7	5	2	3	1	0	1	1	0	0	0	3-12	1-2	0	9.82	56
Mar 26	LOUISVILLE-2		0.1	1	0	0	2	0	0	0	0	1	0	0	0	1-2	1-2	0	9.53	19
Apr 04	NORTHWESTERN		1.0	0	0	0	0	0	0	0	0	0	0	0	0	12-0	1-2	0	8.76	12
Apr 11	MICHIGAN STATE		0.1	1	0	0	0	0	0	0	0	0	0	1	0	6-7	1-2	0	8.53	14
Apr 15	at Clemson		2.1	0	0	0	2	1	0	0	0	0	0	1	0	1-5	1-2	0	7.20	-
Apr 25	at Michigan State		1.2	1	2	2	1	1	0	0	0	0	0	0	0	5-12	1-3	0	7.56	31
Apr 30	FLORIDA STATE		0.2	2	2	2	2	1	1	0	0	0	0	0	0	12-8	1-3	0	8.31	29
Totals		2	17.1	21	18	16	11	16	5	2	2	5	1	4	1	72-66	1-3	0	8.31	-

2023 NOTRE DAME BASEBALL GAME NOTES

#33 RADEK BIRKHOZ



Sophomore | RHP

Career Highs

IP: 4.0 (4/29/22 vs. BC)

Strikeouts: 7 (4/29/22 vs. BC)

News & Notes

- Set a career high with 4.0 innings pitched and 7 strikeouts against Boston College (4/29/22)
- Made his collegiate debut against Monmouth (2/26/22~1)
- 2021 Gatorade Colorado Player of the Year

CAREER SUMMARY

Year	avg	gp-gs	ab	r	h	2b	3b	hr	rbi	tb	slg%	bb	hbp	so	gdp	ob%	sf	sh	sb-att	po	a	e	fld%
2022	.000	0-0	0	0	0	0	0	0	0	0	.000	0	0	0	0	.000	0	0	0-0	1	1	0	1.000
2023	.000	0-0	0	0	0	0	0	0	0	0	.000	0	0	0	0	.000	0	0	0-0	4	2	0	1.000
TOTAL	.000	0-0	0	0	0	0	0	0	0	0	.000	0	0	0	0	.000	0	0	0-0	5	3	0	1.000

Year	era	w-l	app	gs	cg	sho	sv	ip	h	r	er	bb	so	2b	3b	hr	bf	bavg	wp	hbp	bk	sfa	sha
2022	4.98	1-0	21	1	0	0/0	0	21.2	24	16	12	14	29	6	0	2	105	.282	0	3	0	2	1
2023	5.74	0-3	13	4	0	0/0	1	31.1	32	25	20	13	26	10	1	3	148	.256	4	7	0	3	0
TOTAL	5.43	1-3	34	5	0	0/0	1	53.0	56	41	32	27	55	16	1	5	253	.267	4	10	0	5	1

2023 GAME-BY-GAME

#33 Radek Birkholz - 6 games (All games)

Date	Opponent	Pos	AB	R	H	RBI	2B	3B	HR	BB	SB	CS	HBP	SAC	SF	GDP	K	PO	A	E	Avg
Feb 18	at Lipscomb	*p	0	0	0	0	0	0	0	0	0	0	0	0	0	0	0	1	0	0	.000
Feb 24	at UNC Greensboro	*p	0	0	0	0	0	0	0	0	0	0	0	0	0	0	0	1	0	0	.000
Apr 06	at Pitt	p	0	0	0	0	0	0	0	0	0	0	0	0	0	0	0	1	0	0	.000
Apr 16	at Clemson	p	0	0	0	0	0	0	0	0	0	0	0	0	0	0	0	1	0	0	.000
Apr 21	VIRGINIA	p	0	0	0	0	0	0	0	0	0	0	0	0	0	0	0	0	1	0	.000
Apr 28	FLORIDA STATE	p	0	0	0	0	0	0	0	0	0	0	0	0	0	0	0	0	1	0	.000
Totals		2gs	0	0	0	0	0	0	0	0	0	0	0	0	0	0	0	4	2	0	.000

On base pct. .000 • Slugging pct. .000

#33 Radek Birkholz - 13 appearances (All games)

Date	Opponent	GS	IP	H	R	ER	BB	SO	2B	3B	HR	WP	BK	HBP	IBB	Score	W-L	Sv	ERA	NP
Feb 18	at Lipscomb	*	3.0	1	3	3	1	5	1	0	0	0	0	2	0	8-4	0-0	0	9.00	51
Feb 24	at UNC Greensboro	*	3.0	2	0	0	2	2	0	0	0	0	0	0	0	6-5	0-0	0	4.50	49
Mar 05	at UAB	*	3.0	3	2	2	2	1	2	0	0	0	0	0	0	2-5	0-0	0	5.00	12
Mar 11	at Georgia Tech-1	*	1.1	4	5	5	3	2	0	0	0	0	0	0	0	2-15	0-1	0	8.71	44
Mar 15	vs Saint Joseph's		2.0	3	3	3	0	2	1	0	1	1	0	0	0	10-9	0-1	0	9.49	20
Mar 18	at Wake Forest-2		2.0	2	3	0	0	2	1	0	0	0	0	0	0	3-12	0-1	0	8.16	34
Mar 26	LOUISVILLE-2		2.0	1	1	1	1	0	0	0	0	1	0	2	0	1-2	0-2	0	7.71	35
Mar 31	NORTH CAROLINA		2.2	2	0	0	2	1	0	0	0	0	0	0	0	8-10	0-2	0	6.63	42
Apr 06	at Pitt		2.1	3	2	2	2	3	1	0	0	0	0	1	0	10-8	0-2	0	6.75	52
Apr 11	MICHIGAN STATE		2.1	4	1	1	0	1	1	0	1	0	0	0	0	6-7	0-2	0	6.46	35
Apr 16	at Clemson		2.2	4	3	2	0	3	2	0	0	2	0	2	0	4-6	0-3	0	6.49	-
Apr 21	VIRGINIA		3.0	3	2	1	0	3	1	1	1	0	0	0	0	10-7	0-3	1	6.14	42
Apr 28	FLORIDA STATE		2.0	0	0	0	0	1	0	0	0	0	0	0	0	2-3	0-3	1	5.74	27
Totals		4	31.1	32	25	20	13	26	10	1	3	4	0	7	0	72-93	0-3	1	5.74	-

#34 VINNY MARTINEZ



Graduate Student | C

Career Highs

Hits: 4 (9x MR 5/15/22 vs Utah)
Runs: 3 (4/18/23 vs Valpo)
RBI: 6 (4/10/22 vs Arizona State)

News & Notes

- Recorded two home runs in the win over No. 8 Virginia (4/18/23)
- Finished with two home runs in the win over Valparaiso on 4/18/23
- Recorded his first home run of the season against Georgia Tech (3/11/23)
- Graduate transfer from Stanford

CAREER SUMMARY (NOTRE DAME)

Year	avg	gp-gs	ab	r	h	2b	3b	hr	rbi	tb	slg%	bb	hbp	so	gdp	ob%	sf	sh	sb-att	po	a	e	fld%
2023	.281	30-30	96	20	27	6	0	9	29	60	.625	16	3	32	1	.400	0	1	0-0	82	7	0	1.000
TOTAL	.281	30-30	96	20	27	6	0	9	29	60	.625	16	3	32	1	.400	0	1	0-0	82	7	0	1.000

2023 GAME-BY-GAME

#34 Vinny Martinez - 30 games (All games)

Date	Opponent	Pos	AB	R	H	RBI	2B	3B	HR	BB	SB	CS	HBP	SAC	SF	GDP	K	PO	A	E	Avg	
Feb 17	at Lipscomb	*c	2	0	0	0	0	0	0	1	0	0	0	0	0	0	2	9	1	0	.000	
Feb 24	at UNC Greensboro	*c	4	0	1	1	1	0	0	0	0	0	0	0	0	0	2	3	0	0	.167	
Feb 26	at UNC Greensboro	*dh	4	1	0	0	0	0	0	0	0	0	0	0	0	0	2	0	0	0	.100	
Mar 03	at UAB	*dh	3	0	1	0	0	0	0	0	0	0	0	0	0	0	1	0	0	0	.154	
Mar 04	at UAB	*c	3	1	0	1	0	0	0	0	0	0	0	1	0	0	0	9	1	0	.125	
Mar 05	at UAB	*dh	3	0	0	0	0	0	0	0	0	0	0	0	0	0	2	0	0	0	.105	
Mar 11	at Georgia Tech-2	*c	5	1	1	1	0	0	1	1	0	0	0	0	0	0	2	10	0	0	.125	
Mar 14	vs Saint Joseph's	*c	2	0	0	0	0	0	0	1	0	0	0	0	0	0	0	4	0	0	.115	
Mar 18	at Wake Forest-2	*c	2	0	0	0	0	0	0	0	0	0	0	0	0	0	2	7	0	0	.107	
Mar 26	LOUISVILLE-2	*c	3	0	0	0	0	0	0	0	0	0	0	0	0	0	0	7	3	0	.097	
Mar 31	NORTH CAROLINA	*c	3	2	2	3	0	0	1	1	0	0	0	0	0	0	1	6	0	0	.147	
Apr 02	NORTH CAROLINA-1	*dh	3	1	2	2	0	0	1	0	0	0	0	0	0	0	1	0	0	0	.189	
Apr 02	NORTH CAROLINA-2	*c	4	2	1	2	0	0	1	0	0	0	0	0	0	0	1	11	0	0	.195	
Apr 04	NORTHWESTERN	*dh	4	0	1	3	1	0	0	0	0	0	0	0	0	0	1	0	0	0	.200	
Apr 06	at Pitt	*dh	3	1	1	2	0	0	0	1	0	0	0	0	0	0	2	0	0	0	.208	
Apr 07	at Pitt	*dh	4	0	0	0	0	0	0	0	0	0	0	0	0	0	2	0	0	0	.192	
Apr 08	at Pitt	*dh	1	0	0	0	0	0	0	2	0	0	0	0	0	0	0	0	0	0	.189	
Apr 11	MICHIGAN STATE	*dh	3	0	0	0	0	0	0	1	0	0	0	0	0	0	1	0	0	0	.179	
Apr 14	at Clemson	*dh	5	0	1	2	1	0	0	0	0	0	0	0	0	0	3	0	0	0	.180	
Apr 15	at Clemson	*dh	3	0	0	0	0	0	0	0	0	0	0	0	0	0	0	1	0	0	.172	
Apr 16	at Clemson	*dh	1	0	0	0	0	0	0	1	0	0	1	0	0	0	1	0	0	0	.169	
Apr 18	VALPARAISO	*c	4	3	3	2	0	0	2	0	0	0	0	0	0	0	0	7	0	0	.203	
Apr 19	WESTERN MICHIGAN	*dh	2	0	1	0	0	0	0	2	0	0	0	0	0	0	0	0	0	0	.211	
Apr 21	VIRGINIA	*dh	4	0	3	1	1	0	0	0	0	0	0	0	0	0	0	0	0	0	.240	
Apr 23	VIRGINIA-1	*dh	3	2	2	3	0	0	1	1	0	0	1	0	0	0	1	0	0	0	.256	
Apr 23	VIRGINIA-2	*c	3	1	2	2	2	0	0	1	0	0	0	0	0	0	0	3	0	0	.272	
Apr 25	at Michigan State	*dh	4	1	1	0	0	0	0	1	0	0	0	0	0	0	1	0	0	0	.271	
Apr 28	FLORIDA STATE	*dh	4	0	0	0	0	0	0	0	0	0	0	0	0	0	3	0	0	0	.258	
Apr 29	FLORIDA STATE	*dh	4	2	3	3	0	0	1	1	0	0	0	0	0	0	0	0	0	0	.280	
Apr 30	FLORIDA STATE	*c	3	2	1	1	0	0	1	1	0	0	1	0	0	0	1	6	2	0	.281	
Totals			30gs	96	20	27	29	6	0	9	16	0	0	3	1	0	1	32	82	7	0	.281

On base pct. .400 • Slugging pct. .625

#36 ZACH KEMPE



Sophomore | RHP

Career Highs

IP: --

ERA: --

Strikeouts: --

News & Notes

.

CAREER SUMMARY

--

2023 GAME-BY-GAME

--

#38 XAVIER HIRSCH



Freshman RHP

Career Highs

IP:

Strikeouts:

News & Notes

NOTRE DAME CAREER SUMMARY

--

2023 GAME-BY-GAME

--

#40 AIDAN KRUPP



Sophomore | RHP
Career Highs
IP: --
Strikeouts: --

News & Notes

CAREER SUMMARY

2023 GAME-BY-GAME

#41 JACKSON DENNIES



Junior | RHP

Career Highs
IP: 4.2 (4/2/23 vs. UNC)
Strikeouts: 7 (4/2/23 vs. UNC)

News & Notes

- Threw a career-high seven strikeouts against No. 13 North Carolina (4/2/23)

CAREER SUMMARY

Year	avg	gp-gs	ab	r	h	2b	3b	hr	rbi	tb	slg%	bb	hbp	so	gdp	ob%	sf	sh	sb-att	po	a	e	fld%
2022	.000	0-0	0	0	0	0	0	0	0	0	.000	0	0	0	0	.000	0	0	0-0	1	1	0	1.000
2023	.000	0-0	0	0	0	0	0	0	0	0	.000	0	0	0	0	.000	0	0	0-0	3	5	0	1.000
TOTAL	.000	0-0	0	0	0	0	0	0	0	0	.000	0	0	0	0	.000	0	0	0-0	4	6	0	1.000

Year	era	w-l	app	gs	cg	sho	sv	ip	h	r	er	bb	so	2b	3b	hr	bf	bavg	wp	hbp	bk	sfa	sha
2021	15.00	0-0	3	0	0	0/0	0	3.0	7	5	5	2	2	1	1	0	16	.500	0	0	0	0	0
2022	6.35	1-1	20	0	0	0/0	0	17.0	18	14	12	11	20	5	0	1	82	.277	2	2	1	4	0
2023	2.80	0-2	10	10	0	0/1	0	35.1	24	12	11	13	38	4	1	2	153	.188	0	10	0	1	1
TOTAL	4.55	1-3	33	10	0	0/1	0	55.1	49	31	28	26	60	10	2	3	251	.237	2	12	1	5	1

2023 GAME-BY-GAME

#41 Jackson Dennies - 10 appearances (All games)

Date	Opponent	GS	IP	H	R	ER	BB	SO	2B	3B	HR	WP	BK	HBP	IBB	Score	W-L	Sv	ERA	NP	
Feb 19	at Lipscomb	*	3.0	2	0	0	0	5	1	0	0	0	0	1	0	2-4	0-0	0	0.00	60	
Feb 25	at UNC Greensboro	*	2.0	3	3	2	0	2	2	0	0	0	0	2	0	0-12	0-1	0	3.60	36	
Mar 03	at UAB	*	3.0	0	0	0	3	0	0	0	0	0	0	0	0	7-2	0-1	0	2.25	55	
Mar 11	at Georgia Tech-2	*	2.2	2	3	3	3	3	0	0	1	0	0	1	0	17-4	0-1	0	4.22	71	
Mar 18	at Wake Forest-1	*	3.2	5	2	2	1	3	0	1	1	0	0	1	0	1-4	0-2	0	4.40	50	
Mar 24	LOUISVILLE	*	3.2	3	2	2	2	4	0	0	0	0	0	0	0	4-3	0-2	0	4.50	72	
Mar 28	BUTLER	*	4.0	0	0	0	0	6	0	0	0	0	0	0	0	4-0	0-2	0	3.68	44	
Apr 02	NORTH CAROLINA-2	*	4.2	2	0	0	0	7	1	0	0	0	0	2	0	9-1	0-2	0	3.04	65	
Apr 07	at Pitt	*	4.2	1	0	0	3	6	0	0	0	0	0	2	0	11-2	0-2	0	2.59	72	
Apr 14	at Clemson	*	4.0	6	2	2	1	2	0	0	0	0	0	1	0	10-4	0-2	0	2.80	-	
Totals			10	35.1	24	12	11	13	38	4	1	2	0	0	10	0	65-36	0-2	0	2.80	-

#42 BROOKS COETZEE



Graduate Student | OF

Career Highs
Hits: 4 (2/18/22 vs. MC)
Runs: 4 (4/11/23 vs. GT)
HR: 2 (2/18/22 vs. MC)
RBI: 5 (2x, MR 3/8/22 at EU)

News & Notes

- Hit his first home run of the season in the win over Louisville (3/26/23)
- Second on the team for homeruns (12) last season
- Tied a career high with 5 RBI against Elon (3/8/22)
- Set a career high with 2 home runs and 4 hits against Manhattan (2/18/22)

CAREER SUMMARY

Year	avg	gp-gs	ab	r	h	2b	3b	hr	rbi	tb	slg%	bb	hbp	so	gdp	ob%	sf	sh	sb-att	po	a	e	fld%
2019	.217	20-13	46	5	10	2	0	0	4	12	.261	3	3	12	0	.308	0	1	0-0	20	0	2	.909
2020	.316	6-6	19	5	6	1	0	0	3	7	.368	5	3	6	0	.519	0	0	2-2	10	0	0	1.000
2021	.274	44-37	146	25	40	8	1	6	29	68	.466	9	6	38	3	.337	2	1	11-13	73	3	1	.987
2022	.266	57-57	218	41	58	8	0	11	42	99	.454	16	16	42	3	.354	4	0	6-10	69	3	0	1.000
2023	.277	40-36	119	27	33	8	1	2	23	49	.412	11	26	25	0	.449	0	3	9-12	49	1	1	.980
TOTAL	.268	167-149	548	103	147	27	2	19	101	235	.429	44	54	123	6	.376	6	5	28-37	221	7	4	.983

2023 GAME-BY-GAME

#42 Brooks Coetzee - 40 games (All games)

Date	Opponent	Pos	AB	R	H	RBI	2B	3B	HR	BB	SB	CS	HBP	SAC	SF	GDP	K	PO	A	E	Avg	
Feb 17	at Lipscomb	*of	3	0	1	0	0	0	0	1	0	0	0	0	0	0	1	1	0	0	.333	
Feb 18	at Lipscomb	*of	2	2	0	1	0	0	0	0	0	0	3	0	0	0	1	1	0	0	.200	
Feb 19	at Lipscomb	*of	3	0	0	0	0	0	0	0	0	0	1	0	0	0	0	1	0	0	.125	
Feb 24	at UNC Greensboro	*of	5	0	1	1	0	0	0	0	0	1	0	0	0	0	3	0	0	0	.154	
Feb 25	at UNC Greensboro	*of	2	0	0	0	0	0	0	1	0	0	1	0	0	0	0	1	0	0	.133	
Feb 26	at UNC Greensboro	*of	4	0	3	1	0	0	0	0	0	1	0	0	0	0	1	2	0	0	.263	
Mar 03	at UAB	*of	5	2	2	2	1	1	0	0	0	0	0	0	0	0	0	1	0	0	.292	
Mar 04	at UAB	*of	3	1	1	0	0	0	0	0	0	1	0	2	0	0	0	1	2	0	.296	
Mar 05	at UAB	*of	3	0	0	0	0	0	0	0	0	0	1	0	0	0	1	0	0	0	.267	
Mar 10	at Georgia Tech	*of	3	1	1	1	0	0	0	0	0	0	2	0	0	0	1	1	0	1	.273	
Mar 11	at Georgia Tech-1	*of	2	0	0	0	0	0	0	1	0	0	0	0	0	0	0	0	0	0	.257	
Mar 11	at Georgia Tech-2	*of	4	4	2	0	1	0	0	1	0	0	1	0	0	0	0	2	0	0	.282	
Mar 14	vs Saint Joseph's	*of	2	0	0	0	0	0	0	1	0	0	1	0	0	0	0	2	0	0	.268	
Mar 15	vs Saint Joseph's	*of	2	2	1	1	0	0	0	0	0	0	4	0	0	0	0	4	0	0	.279	
Mar 18	at Wake Forest-1	*of	3	0	0	0	0	0	0	0	0	0	1	0	0	0	2	1	0	0	.261	
Mar 18	at Wake Forest-2	*of	2	0	0	0	0	0	0	1	0	0	0	0	0	0	1	1	0	0	.250	
Mar 19	at Wake Forest	*of	4	1	2	1	1	0	0	0	0	0	0	0	0	0	2	1	0	0	.269	
Mar 21	VALPARAISO	*of	4	0	0	0	0	0	0	0	0	0	1	0	0	0	1	1	1	0	.250	
Mar 24	LOUISVILLE	*of	3	0	0	0	0	0	0	0	1	0	0	1	0	0	0	2	0	0	.237	
Mar 26	LOUISVILLE-1	*of	3	1	2	1	0	0	1	1	1	1	0	0	0	0	1	1	0	0	.258	
Mar 26	LOUISVILLE-2	*of	3	0	0	0	0	0	0	0	0	0	0	0	0	0	1	1	0	0	.246	
Mar 28	BUTLER	*of	3	0	1	0	0	0	0	0	2	0	1	0	0	0	0	1	0	0	.250	
Mar 31	NORTH CAROLINA	*of	4	1	1	0	0	0	0	0	0	0	0	0	0	0	1	1	0	0	.250	
Apr 02	NORTH CAROLINA-1	*of	3	1	1	0	0	0	0	1	0	0	0	0	0	0	0	1	0	0	.253	
Apr 02	NORTH CAROLINA-2	*of	4	2	1	1	0	0	0	0	1	0	1	0	0	0	1	0	0	0	.253	
Apr 04	NORTHWESTERN	*of	1	1	0	1	0	0	0	1	0	0	1	1	0	0	0	2	0	0	.250	
Apr 06	at Pitt	*of	3	1	0	0	0	0	0	1	1	0	0	0	0	0	1	1	0	0	.241	
Apr 07	at Pitt	*of	5	1	2	0	0	0	0	0	1	0	0	0	0	0	0	2	0	0	.250	
Apr 08	at Pitt	*of	5	0	0	0	0	0	0	0	1	0	0	0	0	0	1	3	0	0	.237	
Apr 11	MICHIGAN STATE	*of	4	0	1	0	0	0	0	0	0	0	1	0	0	0	1	0	0	0	.237	
Apr 14	at Clemson	*of	5	1	3	3	1	0	0	0	0	0	0	0	0	0	1	3	0	0	.255	
Apr 15	at Clemson	*of	3	1	0	0	0	0	0	0	1	0	1	0	0	0	1	2	0	0	.248	
Apr 16	at Clemson	*of	3	0	2	1	1	0	0	0	0	0	1	1	0	0	0	3	0	0	.259	
Apr 19	WESTERN MICHIGAN	pr	0	1	0	0	0	0	0	0	0	0	0	0	0	0	0	0	0	0	.259	
Apr 21	VIRGINIA	of	0	0	0	0	0	0	0	0	0	0	0	0	0	0	0	0	0	0	.259	
Apr 23	VIRGINIA-1	of	0	0	0	0	0	0	0	0	0	0	0	0	0	0	0	0	0	0	.259	
Apr 23	VIRGINIA-2	of	0	0	0	0	0	0	0	0	0	0	0	0	0	0	0	1	0	0	.259	
Apr 28	FLORIDA STATE	*of	4	1	1	0	1	0	0	0	0	0	0	0	0	0	1	1	0	0	.259	
Apr 29	FLORIDA STATE	*of	4	1	2	3	2	0	0	0	0	0	1	0	0	0	0	2	0	0	.267	
Apr 30	FLORIDA STATE	*of	3	1	2	5	0	0	1	0	0	0	1	0	0	0	0	0	0	0	.277	
Totals			36gs	119	27	33	23	8	1	2	11	9	3	26	3	0	0	25	49	1	1	.277

On base pct. .449 • Slugging pct. .412

#43 WILL MERCER



Graduate Student | LHP

Career Highs

IP: 7.0 (6/5/21 vs. UC)

Strikeouts: 5 (3x, MR 4/6/23 at Pitt)

News & Notes

- Recorded five strikeouts at Pitt (4/6/23)

CAREER SUMMARY

Year	avg	gp-gs	ab	r	h	2b	3b	hr	rbi	tb	slg%	bb	hbp	so	gdp	ob%	sf	sh	sb-att	po	a	e	fld%
2020	.000	0-0	0	0	0	0	0	0	0	0	.000	0	0	0	0	.000	0	0	0-0	1	0	0	1.000
2021	.000	0-0	0	0	0	0	0	0	0	0	.000	0	0	0	0	.000	0	0	0-0	2	6	0	1.000
2022	.000	0-0	0	0	0	0	0	0	0	0	.000	0	0	0	0	.000	0	0	0-0	0	3	0	1.000
2023	.000	0-0	0	0	0	0	0	0	0	0	.000	0	0	0	0	.000	0	0	0-0	0	5	1	.833
TOTAL	.000	0-0	0	0	0	0	0	0	0	0	.000	0	0	0	0	.000	0	0	0-0	3	14	1	.944

Year	era	w-l	app	gs	cg	sho	sv	ip	h	r	er	bb	so	2b	3b	hr	bf	bavg	wp	hbp	bk	sfa	sha
2020	7.94	0-0	2	2	0	0/0	0	5.2	5	5	5	1	6	1	0	0	26	.238	0	4	0	0	0
2021	4.92	4-3	18	11	0	0/2	2	56.2	63	33	31	19	44	7	0	6	251	.278	0	3	1	1	1
2022	4.95	2-1	12	3	0	0/1	1	20.0	21	11	11	8	20	4	0	2	86	.284	2	2	0	1	1
2023	3.27	2-0	12	0	0	0/0	2	22.0	17	9	8	10	24	1	0	1	93	.210	1	1	0	0	1
TOTAL	4.74	8-4	44	16	0	0/3	5	104.1	106	58	55	38	94	13	0	9	456	.263	3	10	1	2	3

2023 GAME-BY-GAME

#43 Will Mercer - 5 games (All games)

Date	Opponent	Pos	AB	R	H	RBI	2B	3B	HR	BB	SB	CS	HBP	SAC	SF	GDP	K	PO	A	E	Avg	
Mar 04	at UAB	p	0	0	0	0	0	0	0	0	0	0	0	0	0	0	0	0	1	1	0	.000
Apr 02	NORTH CAROLINA-1	p	0	0	0	0	0	0	0	0	0	0	0	0	0	0	0	0	1	0	0	.000
Apr 11	MICHIGAN STATE	p	0	0	0	0	0	0	0	0	0	0	0	0	0	0	0	0	1	0	0	.000
Apr 23	VIRGINIA-1	p	0	0	0	0	0	0	0	0	0	0	0	0	0	0	0	0	1	0	0	.000
Apr 29	FLORIDA STATE	p	0	0	0	0	0	0	0	0	0	0	0	0	0	0	0	0	1	0	0	.000
Totals		Ogs	0	0	0	0	0	0	0	0	0	0	0	0	0	0	0	0	5	1	0	.000

On base pct. .000 • Slugging pct. .000

#43 Will Mercer - 12 appearances (All games)

Date	Opponent	GS	IP	H	R	ER	BB	SO	2B	3B	HR	WP	BK	HBP	IBB	Score	W-L	Sv	ERA	NP
Feb 19	at Lipscomb		2.0	1	0	0	1	4	0	0	0	0	0	0	0	2-4	0-0	0	0.00	30
Feb 26	at UNC Greensboro		1.1	2	0	0	0	3	0	0	0	0	0	0	0	7-4	0-0	0	0.00	25
Mar 04	at UAB		2.1	2	3	3	1	3	0	0	1	0	0	0	0	7-3	1-0	0	4.76	28
Mar 11	at Georgia Tech-2		1.1	3	1	1	0	1	0	0	0	1	0	0	0	17-4	1-0	0	5.14	35
Mar 19	at Wake Forest		1.2	0	0	0	0	3	0	0	0	0	0	0	0	3-1	1-0	1	4.15	17
Mar 26	LOUISVILLE-1		2.0	1	1	0	2	1	0	0	0	0	0	0	0	5-4	1-0	2	3.38	40
Apr 02	NORTH CAROLINA-1		1.2	0	2	2	3	1	0	0	0	0	0	0	0	2-5	1-0	2	4.38	44
Apr 06	at Pitt		2.0	1	1	1	1	5	0	0	0	0	0	1	0	10-8	2-0	2	4.40	51
Apr 11	MICHIGAN STATE		2.2	4	1	1	2	0	0	0	0	0	0	0	0	6-7	2-0	2	4.24	40
Apr 16	at Clemson		1.1	1	0	0	0	0	1	0	0	0	0	0	0	4-6	2-0	2	3.93	-
Apr 23	VIRGINIA-1		1.2	0	0	0	0	1	0	0	0	0	0	0	0	10-2	2-0	2	3.60	19
Apr 29	FLORIDA STATE		2.0	2	0	0	0	2	0	0	0	0	0	0	0	12-2	2-0	2	3.27	24
Totals		0	22.0	17	9	8	10	24	1	0	1	1	0	1	0	85-50	2-0	2	3.27	-

#44 BLAKE HELY



Graduate Student | RHP

Career Highs
IP: 9 (5/13/22 vs Saint Joseph's)
Strikeouts: 14 (2/26/22 vs Bryant)

News & Notes

- Pitched a season-high 7.1 innings and recorded eight strikeouts in the win over No. 8 Virginia (4/23/23)
- Graduate transfer from Davidson
- Atlantic 10 Pitcher of the Year (2022) || Atlantic 10 First Team (2022) || ABCA All-Atlantic Region Team (2022)
- Held opponents to a .207 batting average, led the A-10 with 6.86 hits allowed per nine innings and was second in the league with 97 strikeouts

CAREER SUMMARY (NOTRE DAME)

Year	avg	gp-gs	ab	r	h	2b	3b	hr	rbi	tb	slg%	bb	hbp	so	gdp	ob%	sf	sh	sb-att	po	a	e	fld%
2023	.000	0-0	0	0	0	0	0	0	0	0	.000	0	0	0	0	.000	0	0	0-0	4	4	0	1.000
TOTAL	.000	0-0	0	0	0	0	0	0	0	0	.000	0	0	0	0	.000	0	0	0-0	4	4	0	1.000

Year	era	w-l	app	gs	cg	sho	sv	ip	h	r	er	bb	so	2b	3b	hr	bf	bavg	wp	hbp	bk	sfa	sha
2023	4.53	3-1	13	11	0	0/0	0	53.2	47	28	27	24	53	17	1	8	230	.236	3	5	0	1	1
TOTAL	4.53	3-1	13	11	0	0/0	0	53.2	47	28	27	24	53	17	1	8	230	.236	3	5	0	1	1

2023 GAME-BY-GAME

#44 Blake Hely - 7 games (All games)

Date	Opponent	Pos	AB	R	H	RBI	2B	3B	HR	BB	SB	CS	HBP	SAC	SF	GDP	K	PO	A	E	Avg
Feb 17	at Lipscomb	*p	0	0	0	0	0	0	0	0	0	0	0	0	0	0	0	1	0	0	.000
Feb 26	at UNC Greensboro	*p	0	0	0	0	0	0	0	0	0	0	0	0	0	0	0	1	0	0	.000
Mar 04	at UAB	*p	0	0	0	0	0	0	0	0	0	0	0	0	0	0	0	0	1	0	.000
Mar 10	at Georgia Tech	*p	0	0	0	0	0	0	0	0	0	0	0	0	0	0	0	0	1	0	.000
Mar 14	vs Saint Joseph's	p	0	0	0	0	0	0	0	0	0	0	0	0	0	0	0	0	1	0	.000
Mar 19	at Wake Forest	p	0	0	0	0	0	0	0	0	0	0	0	0	0	0	0	2	0	0	.000
Mar 26	LOUISVILLE-2	*p	0	0	0	0	0	0	0	0	0	0	0	0	0	0	0	0	1	0	.000
Totals		5gs	0	0	0	0	0	0	0	0	0	0	0	0	0	0	0	4	4	0	.000

On base pct. .000 • Slugging pct. .000

#44 Blake Hely - 13 appearances (All games)

Date	Opponent	GS	IP	H	R	ER	BB	SO	2B	3B	HR	WP	BK	HBP	IBB	Score	W-L	Sv	ERA	NP
Feb 17	at Lipscomb	*	3.0	4	3	3	3	1	1	0	1	0	0	0	0	4-5	0-1	0	9.00	65
Feb 26	at UNC Greensboro	*	3.2	2	3	3	1	1	0	0	1	0	0	1	0	7-4	0-1	0	8.10	73
Mar 04	at UAB	*	3.2	3	0	0	3	4	1	0	0	0	0	0	0	7-3	0-1	0	5.23	63
Mar 10	at Georgia Tech	*	2.1	4	2	2	1	0	2	0	0	2	0	1	0	4-7	0-1	0	5.68	50
Mar 14	vs Saint Joseph's		4.0	1	0	0	1	3	1	0	0	0	0	0	0	6-3	1-1	0	4.32	43
Mar 19	at Wake Forest		1.2	2	1	0	1	3	1	0	0	0	0	0	0	3-1	1-1	0	3.93	34
Mar 26	LOUISVILLE-2	*	4.0	4	1	1	1	6	2	0	0	0	0	0	0	1-2	1-1	0	3.63	69
Mar 31	NORTH CAROLINA	*	5.0	2	4	4	4	6	2	0	0	1	0	2	0	8-10	1-1	0	4.28	86
Apr 06	at Pitt	*	4.0	5	3	3	1	5	2	0	1	0	0	0	0	10-8	1-1	0	4.60	71
Apr 11	MICHIGAN STATE	*	4.0	3	4	4	3	3	0	1	2	0	0	0	0	6-7	1-1	0	5.09	68
Apr 16	at Clemson	*	4.0	6	3	3	1	5	2	0	0	0	0	0	0	4-6	1-1	0	5.26	-
Apr 23	VIRGINIA-1	*	7.1	6	2	2	3	8	1	0	1	0	0	1	0	10-2	2-1	0	4.82	116
Apr 29	FLORIDA STATE	*	7.0	5	2	2	1	8	2	0	2	0	0	0	0	12-2	3-1	0	4.53	100
Totals		11	53.2	47	28	27	24	53	17	1	8	3	0	5	0	82-60	3-1	0	4.53	-

#45 JUSTIN MOORE



Graduate Student | RHP

Career Highs
IP: 3 (2/19/22 vs Cal St. Fullerton)
Strikeouts: 3 (4/5/22 vs St. Mary's (CA))

News & Notes

- Graduate transfer from Stanford

CAREER SUMMARY (NOTRE DAME)

Year	avg	gp-gs	ab	r	h	2b	3b	hr	rbi	tb	slg%	bb	hbp	so	gdp	ob%	sf	sh	sb-att	po	a	e	fld%
2023	.000	0-0	0	0	0	0	0	0	0	0	.000	0	0	0	0	.000	0	0	0-0	1	0	0	1.000
TOTAL	.000	0-0	0	0	0	0	0	0	0	0	.000	0	0	0	0	.000	0	0	0-0	1	0	0	1.000

Year	era	w-l	app	gs	cg	sho	sv	ip	h	r	er	bb	so	2b	3b	hr	bf	bavg	wp	hbp	bk	sfa	sha
2023	1.86	0-0	8	0	0	0/1	0	9.2	5	3	2	9	8	0	0	0	42	.172	0	2	0	0	2
TOTAL	1.86	0-0	8	0	0	0/1	0	9.2	5	3	2	9	8	0	0	0	42	.172	0	2	0	0	2

2023 GAME-BY-GAME

#45 Justin Moore - 1 game (All games)

Date	Opponent	Pos	AB	R	H	RBI	2B	3B	HR	BB	SB	CS	HBP	SAC	SF	GDP	K	PO	A	E	Avg
Mar 10	at Georgia Tech	p	0	0	0	0	0	0	0	0	0	0	0	0	0	0	0	1	0	0	.000
Totals		0gs	0	0	0	0	0	0	0	0	0	0	0	0	0	0	0	1	0	0	.000

On base pct. .000 • Slugging pct. .000

#45 Justin Moore - 8 appearances (All games)

Date	Opponent	GS	IP	H	R	ER	BB	SO	2B	3B	HR	WP	BK	HBP	IBB	Score	W-L	Sv	ERA	NP
Feb 25	at UNC Greensboro		2.0	1	1	0	1	1	0	0	0	0	0	2	0	0-12	0-0	0	0.00	29
Mar 10	at Georgia Tech		1.0	0	0	0	2	0	0	0	0	0	0	0	0	4-7	0-0	0	0.00	20
Mar 15	vs Saint Joseph's		0.0	0	2	2	2	0	0	0	0	0	0	0	0	10-9	0-0	0	6.00	10
Apr 04	NORTHWESTERN		1.0	0	0	0	0	1	0	0	0	0	0	0	0	12-0	0-0	0	4.50	15
Apr 11	MICHIGAN STATE		0.1	0	0	0	0	1	0	0	0	0	0	0	0	6-7	0-0	0	4.15	4
Apr 15	at Clemson		2.2	4	0	0	2	1	0	0	0	0	0	0	0	1-5	0-0	0	2.57	-
Apr 19	WESTERN MICHIGAN		2.0	0	0	0	2	3	0	0	0	0	0	0	0	2-1	0-0	0	2.00	32
Apr 25	at Michigan State		0.2	0	0	0	0	1	0	0	0	0	0	0	0	5-12	0-0	0	1.86	4
Totals		0	9.2	5	3	2	9	8	0	0	0	0	0	2	0	40-53	0-0	0	1.86	-

#47 TONY LINDWEDEL



Junior | C

Career Highs

Hits: 1 (2x MR 4/23/22 vs Wake Forest)

Runs: 2 (2/25/22 vs. Marist)

RBI: 1 (4/23/22 vs. Wake Forest)

News & Notes

- Hit his first career home run against No. 4 Wake Forest (3/18/23)

CAREER SUMMARY

Year	avg	gp-gs	ab	r	h	2b	3b	hr	rbi	tb	slg%	bb	hbp	so	gdp	ob%	sf	sh	sb-alt	po	a	e	fld%
2022	.500	7-0	4	3	2	1	0	0	1	3	.750	1	0	1	0	.600	0	0	0-0	12	0	0	1.000
2023	.333	3-0	3	2	1	0	0	1	2	4	1.333	0	0	1	0	.333	0	0	0-0	1	0	0	1.000
TOTAL	.429	10-0	7	5	3	1	0	1	3	7	1.000	1	0	2	0	.500	0	0	0-0	13	0	0	1.000

2023 GAME-BY-GAME

#47 Tony Lindwedel - 3 games (All games)

Date	Opponent	Pos	AB	R	H	RBI	2B	3B	HR	BB	SB	CS	HBP	SAC	SF	GDP	K	PO	A	E	Avg	
Mar 11	at Georgia Tech-1	ph	1	1	0	0	0	0	0	0	0	0	0	0	0	0	0	0	0	0	0	.000
Mar 18	at Wake Forest-2	ph/of	1	1	1	2	0	0	1	0	0	0	0	0	0	0	0	0	0	0	0	.500
Apr 04	NORTHWESTERN	ph/c	1	0	0	0	0	0	0	0	0	0	0	0	0	0	1	1	0	0	0	.333
Totals		0gs	3	2	1	2	0	0	1	0	0	0	0	0	0	0	1	1	0	0	0	.333

On base pct. .333 • Slugging pct. 1.333

#49 RICKY REETH



Sophomore | RHP

Career Highs

IP: 4.0 (4/19/23 vs. WMU)

Strikeouts: 5.0 (4/19/23 vs. WMU)

News & Notes

- Recorded his first win against Western Michigan (4/19/23)
- Threw a career-high two strikeouts in his debut against UNCG (2/25/23)

NOTRE DAME CAREER SUMMARY

Year	avg	gp-gs	ab	r	h	2b	3b	hr	rbi	tb	slg%	bb	hbp	so	gdp	ob%	sf	sh	sb-att	po	a	e	fld%
2023	.000	0-0	0	0	0	0	0	0	0	0	.000	0	0	0	0	.000	0	0	0-0	0	2	1	.667
TOTAL	.000	0-0	0	0	0	0	0	0	0	0	.000	0	0	0	0	.000	0	0	0-0	0	2	1	.667

Year	era	w-l	app	gs	cg	sho	sv	ip	h	r	er	bb	so	2b	3b	hr	bf	bavg	wp	hbp	bk	sfa	sha
2023	7.71	1-0	6	0	0	0/1	0	11.2	9	10	10	8	9	2	0	2	52	.209	2	0	0	1	0
TOTAL	7.71	1-0	6	0	0	0/1	0	11.2	9	10	10	8	9	2	0	2	52	.209	2	0	0	1	0

2023 GAME-BY-GAME

#49 Ricky Reeth - 2 games (All games)

Date	Opponent	Pos	AB	R	H	RBI	2B	3B	HR	BB	SB	CS	HBP	SAC	SF	GDP	K	PO	A	E	Avg	
Apr 19	WESTERN MICHIGAN	p	0	0	0	0	0	0	0	0	0	0	0	0	0	0	0	0	1	0	0	.000
Apr 25	at Michigan State	p	0	0	0	0	0	0	0	0	0	0	0	0	0	0	0	0	1	1	1	.000
Totals		Ogs	0	0	0	0	0	0	0	0	0	0	0	0	0	0	0	0	2	1	1	.000

On base pct. .000 • Slugging pct. .000

#49 Ricky Reeth - 6 appearances (All games)

Date	Opponent	GS	IP	H	R	ER	BB	SO	2B	3B	HR	WP	BK	HBP	IBB	Score	W-L	Sv	ERA	NP
Feb 25	at UNC Greensboro		1.0	1	1	1	1	2	1	0	0	0	0	0	0	0-12	0-0	0	9.00	21
Mar 11	at Georgia Tech-1		1.0	2	3	3	2	1	1	0	0	0	0	0	0	2-15	0-0	0	18.00	31
Mar 15	vs Saint Joseph's		2.0	3	3	3	0	0	0	0	1	0	0	0	0	10-9	0-0	0	15.75	28
Apr 04	NORTHWESTERN		1.0	2	0	0	0	1	0	0	0	0	0	0	0	12-0	0-0	0	12.60	19
Apr 19	WESTERN MICHIGAN		4.0	0	0	0	1	5	0	0	0	0	0	0	0	2-1	1-0	0	7.00	48
Apr 25	at Michigan State		2.2	1	3	3	4	0	0	0	1	2	0	0	0	5-12	1-0	0	7.71	57
Totals		0	11.2	9	10	10	8	9	2	0	2	2	0	0	0	31-49	1-0	0	7.71	-

#50 SAMMY COOPER



Junior | RHP
Career Highs
IP: 3.0 (3/21/23 vs. Valpo)
Strikeouts: 3 (2/25/22 vs. MC)

News & Notes

- Made his collegiate debut against Marist (2/25/22)
- Missed the 2021 season due to injury

CAREER SUMMARY

Year	avg	gp-gs	ab	r	h	2b	3b	hr	rbi	tb	slg%	bb	hbp	so	gdp	ob%	sf	sh	sb-att	po	a	e	fld%
2022	.000	0-0	0	0	0	0	0	0	0	0	.000	0	0	0	0	.000	0	0	0-0	1	0	0	1.000
2023	.000	0-0	0	0	0	0	0	0	0	0	.000	0	0	0	0	.000	0	0	0-0	2	1	0	1.000
TOTAL	.000	0-0	0	0	0	0	0	0	0	0	.000	0	0	0	0	.000	0	0	0-0	3	1	0	1.000

Year	era	w-l	app	gs	cg	sho	sv	ip	h	r	er	bb	so	2b	3b	hr	bf	bavg	wp	hbp	bk	sfa	sha
2022	6.75	0-0	6	0	0	0/1	0	5.1	5	4	4	4	5	0	0	1	26	.227	2	0	0	0	0
2023	5.49	3-1	15	0	0	0/0	2	19.2	26	12	12	3	8	4	0	3	86	.321	0	1	0	0	1
TOTAL	5.76	3-1	21	0	0	0/1	2	25.0	31	16	16	7	13	4	0	4	112	.301	2	1	0	0	1

2023 GAME-BY-GAME

#50 Sammy Cooper - 3 games (All games)

Date	Opponent	Pos	AB	R	H	RBI	2B	3B	HR	BB	SB	CS	HBP	SAC	SF	GDP	K	PO	A	E	Avg
Feb 17	at Lipscomb	p	0	0	0	0	0	0	0	0	0	0	0	0	0	0	0	1	0	0	.000
Feb 26	at UNC Greensboro	p	0	0	0	0	0	0	0	0	0	0	0	0	0	0	0	1	0	0	.000
Mar 04	at UAB	p	0	0	0	0	0	0	0	0	0	0	0	0	0	0	0	0	1	0	.000
Totals		Ogs	0	0	0	0	0	0	0	0	0	0	0	0	0	0	0	2	1	0	.000

On base pct. .000 • Slugging pct. .000

#50 Sammy Cooper - 15 appearances (All games)

Date	Opponent	GS	IP	H	R	ER	BB	SO	2B	3B	HR	WP	BK	HBP	IBB	Score	W-L	Sv	ERA	NP
Feb 17	at Lipscomb		2.0	2	0	0	1	1	0	0	0	0	0	0	0	4-5	0-0	0	0.00	30
Feb 26	at UNC Greensboro		0.2	2	1	1	1	1	0	0	0	0	0	0	0	7-4	0-0	0	3.38	24
Mar 04	at UAB		3.0	1	0	0	0	2	0	0	0	0	0	0	0	7-3	0-0	1	1.59	20
Mar 11	at Georgia Tech-1		1.1	5	3	3	0	0	0	0	1	0	0	0	0	2-15	0-0	1	5.14	22
Mar 15	vs Saint Joseph's		1.0	1	0	0	0	0	0	0	0	0	0	0	0	10-9	1-0	1	4.50	10
Mar 18	at Wake Forest-1		1.0	2	1	1	0	0	1	0	0	0	0	0	0	1-4	1-0	1	5.00	11
Mar 21	VALPARAISO		3.0	2	2	2	1	1	1	0	0	0	0	0	0	8-4	2-0	1	5.25	46
Mar 26	LOUISVILLE-2		0.1	0	0	0	0	0	0	0	0	0	0	0	0	1-2	2-0	1	5.11	4
Mar 31	NORTH CAROLINA		1.0	0	0	0	0	0	0	0	0	0	0	0	0	8-10	2-0	1	4.72	15
Apr 02	NORTH CAROLINA-1		0.1	1	0	0	0	0	0	0	0	0	0	0	0	2-5	2-0	1	4.61	7
Apr 06	at Pitt		0.2	0	0	0	0	0	0	0	0	0	0	0	0	10-8	2-0	2	4.40	3
Apr 08	at Pitt		0.1	4	4	4	0	0	0	0	2	0	0	0	0	5-9	2-1	2	6.75	17
Apr 18	VALPARAISO		3.0	2	0	0	0	3	0	0	0	0	0	0	0	7-3	3-1	2	5.60	33
Apr 25	at Michigan State		1.0	3	1	1	0	0	1	0	0	0	0	1	0	5-12	3-1	2	5.79	16
Apr 30	FLORIDA STATE		1.0	1	0	0	0	0	1	0	0	0	0	0	0	12-8	3-1	2	5.49	14
Totals		0	19.2	26	12	12	3	8	4	0	3	0	0	1	0	89-101	3-1	2	5.49	-

THE LAST TIME

PLAYER HIT A GRAND SLAM	Jack Penney, March 11, 2023 at Georgia Tech (17-4 win)
PLAYER LED OFF A GAME WITH A HR	Nick Podkul, April 21, 2017 at #19 Virginia (14-4 loss/game one of DH)
PLAYER HAD A FIRST INNING HR (NOT LEAD OFF)	Jack Penney, March 11, 2023 at Georgia Tech (17-4 win)
PLAYER LED OFF AN INNING WITH A HOMER	Jack Brannigan, May 28, 2022 vs. North Carolina (2-7 loss)
PLAYER HIT FOR THE CYCLE	Zak Kutsulis, March 11, 2016 at #4 Louisville (4-5; 1B, HR, 3B, RBI 2B)
PLAYER HIT TWO HOME RUNS IN ONE GAME	Vinny Martinez, April 18, 2023 vs Valparaiso (7-3 win)
PLAYER HIT THREE HOME RUNS IN A GAME	Estevan Moreno, April 21, 2023 vs #8 Virginia (3-4, 3 HR, 3R, 3RBI)
PLAYER HIT AN INSIDE-THE-PARK HOME RUN	Ryan Cole, May 1, 2022, vs. Boston College
PLAYER HAD 8 AT BATS IN A GAME	Frank DeSico & Charlie Markson, May 3, 2013 vs USF (8-2 loss in 19)
PLAYER SCORED FOUR RUNS IN A GAME	Jared Miller, February 28, 2021 at No. 16 Wake Forest (3-5, 4 R, 1 RBI)
PLAYER SCORED FIVE RUNS IN A GAME	Niko Kavadas, June 5, 2021 vs UConn (3-4, 2 HR, 2 BB, 8 RBI, 5 R)
PLAYER HAD 4 HITS IN A GAME	Jack Penney, April 23 at home vs. No. 8 Virginia (4-5, 4 R, 1 HR, 1 2B, 1 RBI)
PLAYER HAD 5 HITS IN A GAME	Jake Johnson, May 16, 2017 vs. Western Michigan (5-5, 2 RBI, R)
PLAYER HAD 6 HITS IN A GAME	Steve Sollmann, June 1, 2002 vs South Alabama NCAAs (6-7; 25-1 win)
PLAYER HAD 6 RBI IN A GAME	Ryan Cole, June 5, 2021 vs. UConn (26-3 win)
PLAYER HAD 7 RBI IN A GAME	Eric Gilgenbach, Feb. 18, 2018 at #9 LSU (11-3 win)
PLAYER HAD 8+ RBI IN A GAME	Niko Kavadas, June 5, 2021 vs UConn (3-4, 2 HR, 2 BB, 5 R, 8 RBI)
PLAYER HAD 2 GROUND-RULE DOUBLES IN A GAME	Kyle Fiala, April 28, 2015 vs. Michigan State (9-6 loss in 12)
PLAYER HAD 3 DOUBLES IN A GAME	Robert Youngdahl, March 14, 2015 at Clemson (11-6 win)
PLAYER HIT 2 TRIPLES IN A GAME	Jake Shepski, Apr. 22, 2015 vs Chicago State (3-4, 2 3B, 1 2B, 3 RBI, 2 R in 10-0 win)
PLAYER HIT 3 TRIPLES IN A GAME	Bob Roemer, Apr. 15, 1973 vs Xavier (11-3 win)
PLAYER RECORDED 10-14 TOTAL BASES	Brooks Coetzee III vs. Manhattan (4-5, 2 HR, 2 1B - 10 TB)
PLAYER RECORDED 15+ TOTAL BASES	Jake Shepski, March 24, 2016 at Virginia Tech (5-6, 3 HR, 2B, 3B, 9 RBI, 4 R, 17 TB)
PLAYER WALKED THREE TIMES IN A GAME	Jack Brannigan, April 27, 2021 vs. Valpo (8-7 win)
PLAYER WALKED FOUR TIMES IN A GAME	Danny Neri, April 7, 2023 at Pitt ~ (5 BB, 3 runs in 11-2 win)
PLAYER WAS HIT BY A PITCH THREE OR MORE TIMES	Brooks Coetzee, March 15, 2023 vs. Holly Springs (1-2, 4 HBP, 2 R, RBI, in 10-9 win with walk-off HBP)
PLAYER STRUCK OUT FIVE OR MORE TIMES IN A GAME	Ross Brezovsky, June 2, 2006 vs Coll. of Charleston in NCAA Lexington, Ky. Regional (2-8, 6 K)
PLAYER HAD TWO SAC BUNTS IN A GAME	Daniel Jung, April 26, 2017 vs. Eastern Michigan (0-2, 2 SAC)
PLAYER HAD TWO SAC FLIES IN A GAME	Daniel Jung, April 2, 2017 vs. NC State (9-2 loss)
PLAYER STOLE 3 BASES IN A GAME	Ryan Cole, May 1, 2022 vs. Boston College (16-10 win)
PLAYER STRANDED 6-9 RUNNERS ON BASE	Patrick McDonald, March 21, 2017 vs. Northern Illinois (1-5, 1 RBI, 2 R, 6 LOB)
PLAYER STRANDED 10 OR MORE RUNNERS ON BASE	Evan Sharpley, May 19, 2009 vs St. John's (1-6, RBI, 10 LOB)
NOTRE DAME STOLE FOUR OR MORE BASES IN A GAME	5, June 3, 2022 vs. #24 Texas Tech (3-2 win)
NOTRE DAME STOLE EIGHT OR MORE BASES IN A GAME	14, March 26, 2019 vs. Chicago State (6-3 win)
NOTRE DAME WAS WALKED 10 OR MORE TIMES IN A GAME	10, April 7, 2023 at Pitt (11-2 win)
NOTRE DAME WAS HIT BY FIVE OR MORE PITCHES IN A GAME	6, March 15, 2023 vs Holly Springs (10-9 win)
NOTRE DAME HIT THREE HOMERS IN AN INNING	6th inning vs. Boston College (Jared Miller, Ryan Cole, Jack Zyska), May 1, 2022
NOTRE DAME HIT THREE HOMERS IN A GAME	at Georgia Tech (Jack Penney, Carter Putz, Vinny Martinez), March 11, 2023
NOTRE DAME HIT FOUR HOMERS IN A GAME	at #1 Tennessee (Carter Putz, Jared Miller, Jack Zyska, Jack Brannigan); June 10, 2022
NOTRE DAME HIT FIVE HOMERS IN A GAME	vs. Central Michigan (Carter Putz (2), Ryan Cole, Brooks Coetzee, Niko Kavadas), June 6, 2021
NOTRE DAME HIT SIX HOMERS IN A GAME	vs. #8 Virginia (Estevan Moreno (3), Brady Gumpf, Jack Penney, and DM Jefferson), April 21, 2023
NOTRE DAME HIT BACK-TO-BACK HOME RUNS	David LaManna & Jack Brannigan, June 13, 2022 (7-3 win over #1 Tennessee)
NOTRE DAME WON ON A WALK-OFF HIT (NOT HR)	Carter Putz, April 23, 2022 (13-12 win over Wake Forest, walk-off single)
NOTRE DAME WON ON A WALK-OFF WILD PITCH	vs. Akron (Macon, Ga.), Feb. 28, 2015 (5-4 win)

THE LAST TIME

NOTRE DAME WON ON A WALK-OFF HOME RUN	Ryan Cole (3/27/21 vs. No. 6 Louisville; 2-run homer in the 9th; 5-3 win)
NOTRE DAME WON ON A WALK-OFF ERROR	vs. Wake Forest, April 1, 2016 (E6 on Throw, 6-5 win)
NOTRE DAME WON ON A WALK-OFF WALK	Niko Kavadas, May 11, 2019 (5-4 win over Canisius)
NOTRE DAME WON ON A WALK-OFF BALK	Daniel Jung, May 12, 2019 (3-2 win (11) over Canisius)
AN OPPONENT HIT THREE HOME RUNS IN ONE GAME	Adam Duvall (at Louisville), Apr. 26, 2009 (4-4, 3 HR, 7 RBI in 13-12 ND win)
AN OPPONENT HIT A WALK-OFF HOME RUN	Aidan Kane (Delaware), February 20, 2022 in DeLand, Fla. (Solo HR in 9th; DU 5 - ND 4)
Pitching Categories	
PITCHER THREW A NO-HITTER	Brian Piotrowicz, May 11, 1988 vs Ball State (2-0 win)
PITCHER THREW A PERFECT GAME	Never
PITCHER(S) THREW A ONE-HITTER	Austin Temple (W, 7 IP, 1 H) & Will Mercer (2 IP, 0 H), March 6, 2022 at Minnesota (3-1 win)
PITCHER(S) THREW A TWO-HITTER	Jack Findlay (5.2 IP, 2 H, 0 R, 0 ER, 0 BB, 10 K) March 19, 2023 at No. 4 Wake Forest (3-1 win)
PITCHER(S) THREW A THREE-HITTER	M. Hearne (7.0 IP, 3 H, 1 R, 1 ER, 2 BB, 4 SO) & S. Guenther (2.0 IP, 2 SO) May 14, 2016 at #16 UNC (3-1 win)
PITCHER THREW A COMPLETE GAME	John Michael Bertrand (9.0 IP, 5 H, 0 R, 0 ER, 1 BB, 6 K, 108 pitches) June 4, 2021 vs. Central Michigan (10-0 win)
PITCHER THREW A COMPLETE GAME (9-innings)	John Michael Bertrand (9.0 IP, 5 H, 0 R, 0 ER, 1 BB, 6 K, 108 pitches) June 4, 2021 vs. Central Michigan (10-0 win)
PITCHER THREW A COMPLETE GAME (10-innings)	Adam Norton (10 IP, 12 H, 2 ER, 6 K, 1 BB), May 4, 2013 vs USF (4-3 loss)
PITCHER THREW A HOME COMPLETE GAME	John Michael Bertrand (9.0 IP, 5 H, 0 R, 0 ER, 1 BB, 6 K, 108 pitches) June 4, 2021 vs. Central Michigan (10-0 win)
PITCHER THREW A HOME COMPLETE GAME (10-innings)	Adam Norton (10 IP, 12 H, 2 ER, 6 K, 1 BB), May 4, 2013 vs USF (4-3 loss)
PITCHER THREW A ROAD COMPLETE GAME (9-innings)	John Michael Bertrand (9.0 IP, 2 H, 2 R, 1 ER, 0 BB, 8 K, 95 pitches) May 20, 2021 vs. Virginia Tech (8-2 win)
PITCHER THREW A MIDWEEK COMPLETE GAME	Michael Hearne (9.0 IP, 7 H, 0 R, 0 ER, 0 BB, 2 K, 91 pitches) April 19, 2016 at #21 Mich. St. (1-0 win)
PITCHER THREW A MIDWEEK COMPLETE GAME SHUTOUT	Michael Hearne (9.0 IP, 7 H, 0 R, 0 ER, 0 BB, 2 K, 91 pitches) April 19, 2016 at #21 Mich. St. (1-0 win)
PITCHER THREW 9.0+ INNINGS	Adam Norton (10 IP, 12 H, 2 ER, 6 K, 1 BB), May 4, 2013 vs USF (4-3 loss)
PITCHER THREW A COMPLETE GAME SHUTOUT	John Michael Bertrand (9.0 IP, 5 H, 0 R, 0 ER, 1 BB, 6 K, 108 pitches) June 4, 2021 vs. Central Michigan (10-0 win)
PITCHER THREW A COMPLETE GAME ACC SHUTOUT	Michael Hearne (9.0 IP, 7 H, 0 R, 0 ER, 0 BB, 5 K) April 12, 2014 vs Boston Coll. (@ Chicago St.) (7-0 win)
PITCHER THREW A COMPLETE GAME HOME SHUTOUT	John Michael Bertrand (9.0 IP, 5 H, 0 R, 0 ER, 1 BB, 6 K, 108 pitches) June 4, 2021 vs. Central Michigan (10-0 win)
PITCHER THREW A COMPLETE GAME ROAD SHUTOUT	Michael Hearne (9.0 IP, 7 H, 0 R, 0 ER, 0 BB, 2 K, 91 pitches) April 19, 2016 at #21 Michigan State (1-0 win)
PITCHER THREW BACK-TO-BACK COMPLETE GAMES (9-innings)	Michael Hearne, April 13, 2016 vs. Valparaiso (3-1 win) & April 19, 2016 at #21 Michigan State (1-0 win)
AN OPPOSING PITCHER NO-HIT NOTRE DAME	Mar. 26, 2010 at USF, Randy Fontanez (12K) (4-0 loss)
AN OPPOSING PITCHER THREW A COMPLETE GAME	Brian Brown, April 14, 2018, Game One (9.0 IP, 12-2 win for #2 NC State)
PITCHER ALLOWED 12-13 HITS IN A GAME	Sean Guenther, March 19, 2016 at #13 NC State, 7.0 IP, 12 H, 4 ER, 5 K
PITCHER ALLOWED 14+ HITS IN A GAME	Eric Maust, May 10, 2009 vs USF, 7.1 IP, 14 H, 4 ER, 4 K
PITCHER ALLOWED 10 ER IN A GAME	Ryan Richter, Apr. 10, 2010 vs Rutgers, 3.0 IP, 11 H, 10 ER, 2 K
PITCHER ALLOWED 11 ER IN A GAME	Cole Johnson, Apr. 17, 2009 vs West Virginia, 5.0 IP, 10 H, 11 ER, 3 K
PITCHER ALLOWED 12 ER IN A GAME	David Phelps, May 21, 2008 vs West Virginia, 5.2 IP, 10 H, 12 ER, 3 K
PITCHER WALKED 6 IN A GAME	John Michael Bertrand, March 19, 2022 at Louisville
PITCHER WALKED 7 IN A GAME	Pat Connaughton, Apr. 6, 2014 at #1 Florida State, 5.2 IP, 7 H, 4 ER, 7 BB, 5 K
PITCHER WALKED 8 OR MORE IN A GAME	Pat Connaughton, May 9, 2014 vs #22 Clemson, 8.0 IP, 3 H, 1 ER, 8 BB, 0 K
PITCHER STRUCK OUT 10-11 BATTERS IN A GAME	Jack Findlay (5.2 IP, 2 H, 0 R, 0 ER, 0 BB, 10 K) March 19, 2023 at No. 4 Wake Forest (3-1 win)
PITCHER STRUCK OUT 12-14 BATTERS IN A GAME	John Michael Bertrand, April 1, 2022 at Florida State (7.2 IP, 12K)
PITCHER STRUCK OUT 15+ BATTERS IN A GAME	Aaron Heilman, Apr. 15, 2000 at West Virginia, 10 IP, 2 BB, 18 K
AN OPPOSING STARTING PITCHER PITCHED LESS THAN 1.0 INNING	North Carolina's Caden O'Brien, May 2, 2021 (0.0 IP, 1 H, 4 R, 4 ER, 3 BB, 19 pitches, No Decision)
AN OPPOSING PITCHER STRUCK OUT 10 OR MORE BATTERS IN A GAME	Chase Hampton - 12, June 3, 2022 vs. #24 Texas Tech (3 H, 1 R, 0 ER, 2 BB, 6.0 IP in 3-2 ND win)
AN OPPOSING PITCHER STRUCK OUT 15 OR MORE BATTERS IN A GAME	Kyle Hansen - 15 (St. John's-1), Apr. 21, 2011 (6-0 St. John's win)
PITCHER ALLOWED 3 HOME RUNS IN A GAME	John Michael Bertrand - 3 at #1 Tennessee, June 11, 2022 (12-4 Tennessee win)
PITCHER ALLOWED 4 HOME RUNS IN A GAME	David Phelps, Apr. 25, 2008 vs St. John's, 6.2 IP, 12 H, 6 ER, 1 K

THE LAST TIME

PITCHER STARTED SEASON 5-0 OR BETTER	John Michael Bertrand (6-0) & Jack Findlay (5-0), 2022
PITCHER RECORDED 10 WINS IN A SEASON	Adam Norton, 2013 (10-5)
PITCHER RECORDED 15 WINS IN A SEASON	Aaron Heilman, 2001 (15-0)
PITCHER HIT THREE OR MORE BATTERS IN A GAME	Nick McCarty, March 29, 2015 vs. Virginia (3 HBP in 6.1 IP)
NOTRE DAME SHUT OUT AN OPPONENT (1 OR MORE PITCHERS)	May 27, 2022 (3-0 vs. #15 Virginia) (Simon 5.0 IP, Bedford 2.2 IP, Cooper 0.1 IP, Tyrell 1.0 IP)
NOTRE DAME WAS SHUT OUT	April 23, 2021 at Boston College (10-0)
NOTRE DAME WAS SHUT OUT IN CONSECUTIVE GAMES	March 9-10, 2018 at Miami (3-0, 9-0)
NOTRE DAME WAS SHUT OUT IN THREE STRAIGHT GAMES	Mar. 2-4, 2012 at Texas State (6-0, 6-0, 5-0)
NOTRE DAME DID NOT WALK A BATTER	April 19, 2022 (Jack Brannigan, Roman Kimball and Aidan Tyrell in 5-1 win over Valpo)
Fielding Categories	
PLAYER HAD 20 OR MORE FIELDING CHANCES IN A GAME	Trey Mancini (22), May 3, 2013 vs USF (8-2 loss, 19)
PLAYER HAD 15 OR MORE PUTOUTS IN A GAME	Carter Putz (16), June 5, 2022 vs. #24 Texas Tech (2-1 win)
PLAYER HAD 18 OR MORE PUTOUTS IN A GAME	Zak Kutsulis (19), March 21, 2015 vs Louisville (6-4 loss in 18)
PLAYER HAD 10 OR MORE ASSISTS IN A GAME	Mick Doyle (10), Apr. 18, 2010 at Seton Hall (7-4 win)
PLAYER COMMITTED THREE ERRORS IN A GAME	Lane Richards, Feb. 14, 2015 at Oklahoma (3 errors in 10-9 win)
PLAYER COMMITTED FOUR OR MORE ERRORS IN A GAME	Tommy Chase, Feb. 19, 2012 vs Purdue (4 errors in 15-8 loss)
NOTRE DAME HAD NO ERRORS IN A SERIES	March 19-21, 2021 vs. Duke; March 27-28, 2018 vs. Kent State (2 games)
NOTRE DAME COMMITTED FOUR ERRORS IN A GAME	June 12, 2021 at Mississippi State (9-8 loss)
NOTRE DAME COMMITTED FIVE ERRORS IN A GAME	Feb. 23, 2017 at UC Irvine (18-4 loss)
NOTRE DAME COMMITTED SIX ERRORS IN A GAME	Feb. 15, 2014 at Florida Atlantic (16-6 loss)
NOTRE DAME COMMITTED SEVEN OR EIGHT ERRORS IN A GAME(7)	Apr. 5, 2012 at Seton Hall-1 (5-4 loss)
NOTRE DAME COMMITTED NINE OR MORE ERRORS IN A GAME(9)	Feb. 19, 2012 vs Purdue (15-8 loss)
NOTRE DAME HAD TWO PLAYERS WITH 10 OR MORE PUTOUTS	Zak Kutsulis (11) & Ryan Lidge (10), April 26, 2015 at Wake Forest (5-4 loss, 11 innings)
Scoring & Miscellaneous Categories	
NOTRE DAME RECORDED 20 OR MORE HITS	20, Feb. 25, 2022 vs. Marist (20-2 win)
NOTRE DAME SCORED 20 OR MORE RUNS	21, April 23, 2022 vs. Wake Forest (21-3 win)
NOTRE DAME SCORED 30 OR MORE RUNS	34, May 25, 1900 vs Indiana (34-7 win)
NOTRE DAME SCORED 10 OR MORE RUNS IN AN INNING	May 1, 2022 vs. Boston College (11 run 6th inning in 16-10 win)
NOTRE DAME LEFT 15 OR MORE RUNNERS ON BASE	March 19, 2016 at #13 NC State (17 LOB in 8-4 win in 12 innings)
NOTRE DAME SURRENDERED A NINTH INNING LEAD	March 25, 2022 vs. Virginia Tech (led 5-4 in the ninth and lost 10-5)
NOTRE DAME SURRENDERED AN EXTRA-INNING LEAD	March 11, 2016 at #4 Louisville (led 2-1 in 10th & 3-2 in 11th), gave up 1 in 10th & 2 in 11th, 4-3 loss in 11)
NOTRE DAME BEAT A RANKED TEAM	April 23, 2023 vs #8 Virginia (5-4)
NOTRE DAME BEAT A RANKED TEAM ON THE ROAD	June 13, 2022 at #1 Tennessee (7-3)
NOTRE DAME BEAT A TOP-5 TEAM AT HOME	April 23, 2023 vs #8 Virginia (5-4)
NOTRE DAME BEAT A TOP-5 TEAM ON THE ROAD	June 13, 2022 at #1 Tennessee (7-3)
NOTRE DAME WON A SERIES AGAINST A RANKED TEAM	April 21-23, 2023 vs #8 Virginia (10-7, 10-2, 5-4)
NOTRE DAME WON A SERIES AGAINST A RANKED TEAM ON THE ROAD	June 10-12, 2022 at #1 Tennessee (8-6, 4-12, 7-3)
NOTRE DAME SWEEP A SERIES AGAINST A RANKED TEAM	April 21-23, 2023 vs #8 Virginia (10-7, 10-2, 5-4)
NOTRE DAME SWEEP A SERIES AGAINST A TOP-10 TEAM	April 21-23, 2023 vs #8 Virginia (10-7, 10-2, 5-4)
NOTRE DAME SWEEP A 3-GAME CONFERENCE SERIES	April 21-23, 2023 vs #8 Virginia (10-7, 10-2, 5-4)
NOTRE DAME SWEEP A 3-GAME CONFERENCE SERIES (HOME)	April 21-23, 2023 vs #8 Virginia (10-7, 10-2, 5-4)
NOTRE DAME SWEEP A 3-GAME CONFERENCE SERIES (ROAD)	April 1-3, 2022 at #5 Florida State (2-0 (12), 5-4, 9-7)
NOTRE DAME SWEEP A 3-GAME NON-CONFERENCE SERIES	Feb. 28-March 1, 2020 at Presbyterian (13-5, 10-4, 9-0)
NOTRE DAME SWEEP A 3-GAME NON-CONFERENCE SERIES (HOME)	May 11-12, 2019 vs Canisius (3-0, 5-4, 3-2)

THE LAST TIME

NOTRE DAME SWEPT A 3-GAME NON-CONFERENCE SERIES (ROAD)	Feb. 28-March 1, 2020 at Presbyterian (13-5, 10-4, 9-0)
NOTRE DAME SWEPT A 3-GAME NON-CONFERENCE WEEKEND	March 4-6 (Cambria College Classic) Illinois (W, 6-1), Michigan State (2-1) & Minnesota (3-1)
NOTRE DAME SWEPT A 4-GAME NON-CONFERENCE WEEKEND	Feb. 19-22, 2015 (Alamo Irish Classic) Incarnate Word (W, 14-1 & 11-1), Villanova (8-1) & Northwestern (7-3)
NOTRE DAME WAS SWEPT IN A CONFERENCE SERIES	April 14-16, 2022, at Duke (5-15, 3-4 (11), 2-6)
NOTRE DAME WAS SWEPT IN A 3-GAME CONFERENCE SERIES	April 14-16, 2022, at Duke (5-15, 3-4 (11), 2-6)
NOTRE DAME WAS SWEPT IN A CONFERENCE SERIES (HOME)	May 3-5, 2019, vs Louisville (0-2, 1-3, 2-8)
NOTRE DAME WAS SWEPT IN A 3-GAME CONFERENCE SERIES (HOME)	May 3-5, 2019, vs Louisville (0-2, 1-3, 2-8)
NOTRE DAME WAS SWEPT IN A 3-GAME NON-CONFERENCE SERIES	Feb. 15-17, 2019 at Arizona State (1-10, 7-21, 5-16)
NOTRE DAME WAS SWEPT IN 3-GAME NON-CONF. SERIES (HOME)	Mar. 20-21, 2010 vs Michigan State (0-13, 4-7, 0-3)
NOTRE DAME WAS SWEPT IN A 3-GAME NON-CONF. SERIES (ROAD)	Feb. 15-17, 2019 at Arizona State (1-10, 7-21, 5-16)
THE IRISH PLAYED EXTRA INNINGS	April 11, 2023 vs. Michigan State (Lost 7-6 in 11 innings)
THE IRISH PLAYED IN A 0-0 GAME THAT WENT TO EXTRA INNINGS	April 1, 2022 at #5 Florida State (0-0 into the 12th, ND won 2-0 in 12)
THE IRISH PLAYED 14 OR MORE INNINGS	April 18, 2015 vs. NC State (4-2 loss in 14)
THE IRISH PLAYED 18 OR MORE INNINGS	March 21, 2015 vs. #8 Louisville (6-4 loss in 18)
THE IRISH PLAYED 19 OR MORE INNINGS	May 3, 2012 vs USF (8-2 loss in 19)
THE IRISH PLAYED TWO CONSECUTIVE EXTRA-INNING GAMES	March 19, 2017 at Pitt (won 4-3 in 11 innings and lost 2-1 in 12 innings of doubleheader)
THE IRISH PLAYED THREE CONSECUTIVE EXTRA-INNING GAMES	Mar. 13-15, 2001 in Fresno, CA vs Navy (4-4/10) & vs Fresno State (5-4 win/10) & vs Miami (OH) (3-2 win/11)
NOTRE DAME PLAYED A GAME OVER 4 HOURS	March 19, 2021 vs. Duke (6-4 win in 13 innings; 4:16)
NOTRE DAME PLAYED A GAME UNDER 2 HOURS	April 19, 2022 vs. Valpo (5-1 win in 9 innings and 1:56)
NOTRE DAME PLAYED CONSECUTIVE GAMES UNDER 2 HOURS	April 3, 2009 vs Villanova (3-1 win in 9 innings; 1:41) & April 4, 2009 vs Villanova (9-3 win in 9 innings; 1:43)