



# NOTRE DAME

## BASEBALL

Fighting Irish Media

Matt Paras • mparas1@nd.edu

401-215-5656 (cell)

GAME NO. 18

NORTHERN ILLINOIS (4-17) VS. #13 NOTRE DAME (12-5)

### SERIES AT-A-GLANCE

Date	Time	Opponent	Location	Probable Starters	TV
Mar. 29	5 p.m. ET	vs. Northern Illinois	Frank Eck Stadium	LHP Connor Langreder (0-1, 10.80 ERA) vs. RHP Liam Simon (0-0, 6.75 ERA)	ACCNX

### BY THE NUMBERS

.708	The Irish own a 17-7 record (.708) at home under head coach Link Jarrett. Notre Dame is 4-0 against non-conference opponents at home under Jarrett and won all three games of the 2021 South Bend Regional.
.740	The Irish are 57-20 (.740) since the start of the 2020 season. That winning percentage ranks seventh in the NCAA over the past three seasons.
.988	Notre Dame ranks second in the NCAA in fielding percentage with a .988 mark this season. The Irish have committed only eight errors in 457 putout opportunities this season.
1	The Irish allowed only one hit in the 3-1 win over Minnesota on March 6. It is the fewest hits allowed in a game since April 18, 2007, when the Irish surrendered one hit in a 1-0 win over Purdue in 10-innings.
1.20	Notre Dame is 14th in the NCAA and third in the ACC with a 1.20 WHIP this season. They have surrendered 115 hits and 68 walks in 152.1 innings pitched.
3.54	The Irish rank 25th nationally and fourth in the ACC in team ERA with 3.54. They have given up 60 earned runs in 153.1 innings this season.
6.79	The Irish are fifth in the NCAA and second in the ACC with 6.53 hits allowed per nine innings. They have given up 115 hits in 152.1 innings pitched this season.
7	The Irish are 7-0 in mid-week games during Link Jarrett's tenure. They are 2-0 this season with a road win over Elon and a home win over Valparaiso.
8	The Irish scored eight unanswered runs in the 8-4 comeback win over #17 NC State on March 11. It was the most unanswered runs in a game since Game 2 of the Super Regional when the Irish scored nine unanswered runs to beat #7 Mississippi State.
11.5	The Irish rank 10th in the NCAA and third in the ACC in strikeouts per nine innings with 11.5. The Irish pitching staff has struck out 194 batters in 152.1 innings this season.
15	In the 20-2 win over Marist, 15 different Irish players recorded a hit. It is the most players with a hit in a game for the Irish over the past 16 years. The previous record was 13 against Georgetown in 2008.
57	Outfielder Spencer Myers has 57 steals in his Irish career and ranks eighth all-time in program history for most career steals. He trails AJ Pollock by three for seventh place in program history.

### Irish Welcome Huskies for Midweek Matchup

- Notre Dame will close out the homestand with a mid-week contest with MAC foe Northern Illinois on Tuesday at Frank Eck Stadium.
- This will be the 12th meeting all-time between the Irish and Huskies and the Irish hold an 8-3 advantage. The Irish are 4-1 all-time in games played in South Bend.
- The Irish have won six of their last seven games against Northern Illinois dating back to 1995.
- Northern Illinois enters the matchup with a 4-17 record and are 4-6 in conference play.
- The Huskies went 1-2 over the weekend against Kent State and have the final game of the series against the Golden Flashes on Monday.
- The Irish remain ranked in all six polls with their highest ranking of No. 13 in the Perfect Game poll.
- Notre Dame is 17-7 (.708) at home under head coach Link Jarrett in his three seasons at the helm.
- The Irish are 7-0 in mid-week contests during Jarrett's tenure. They are 4-0 at home in mid-week games over the past three years and are 2-0 this season after a win over Elon on the road and a win over Valparaiso at home.
- Notre Dame continues to have one of the best fielding and pitching teams in the country as the Irish rank No. 2 in the NCAA in fielding percentage (.988), fifth in hits allowed per nine innings (6.79) and 10th in strikeouts per nine innings (11.5).

### Among the Nation's Best

- Since the start of the 2020 season, the Irish have been one of the most consistent teams over the past three seasons.
- Notre Dame is 57-20, good for a .740 winning percentage over that period.
- That ranks seventh overall in the NCAA, trailing Tennessee, Arkansas, Old Dominion, Texas, Vanderbilt and Texas Tech.

School	Record Since 2020	Win Pct.
Tennessee	88-21	.807
Arkansas	79-22	.782
Texas	83-27	.755
Old Dominion	74-24	.755
Vanderbilt	81-27	.750
Texas Tech	75-25	.750
<b>NOTRE DAME</b>	<b>57-20</b>	<b>.740</b>



# AT A GLANCE

## 2022 ACC STANDINGS

Atlantic	ACC	Overall
Louisville	6-0	19-5
Florida State	6-3	16-7
NC State	4-4	15-8
Wake Forest	4-5	18-6
<b>Notre Dame</b>	<b>2-4</b>	<b>12-5</b>
Clemson	1-4	16-7
Boston College	1-8	9-14
Coastal	ACC	Overall
Virginia	7-2	22-2
Miami	7-2	17-6
North Carolina	5-4	18-6
Georgia Tech	4-5	16-9
Virginia Tech	3-4	14-6
Pitt	3-5	12-10
Duke	3-6	12-12

UC Santa Barbara	70-26	.729
San Diego	60-23	.723
Ole Miss	77-31	.713

- Among ACC teams, the Irish have the best winning percentage over the past three seasons.

School	Record Since 2020	Win Pct.
<b>NOTRE DAME</b>	<b>57-20</b>	<b>.741</b>
NC State	66-30	.688
Virginia	72-33	.686
Miami	62-31	.667
Louisville	60-31	.659

### Top-Ranked Irish Defeat Valparaiso in Home Opener

- After over 5,000 plus miles and 72 hours of travel over the first four weeks of the season, the Irish opened the home slate with a 12-1 win over Valpo on March 15.
- The bats started early as the Irish scored two runs in each of the first three innings to jump out to a 6-0 lead.
- Brooks Coetzee III highlighted the scoring with his team-leading fifth home run of the season in the third inning.
- The Irish deployed a staff day on the mound as six pitchers saw action against the Beacons.
- Jack Findlay, Alex Rao, Caden Aoki, Roman Kimball, Liam Simon and Radek Birkholz all pitched at least an inning for the Irish and allowed just one run and five hits on the afternoon.
- The offense exploded for six runs in the eighth to put the game out of reach.
- Jack Zyska hit his third home run of the season in the eighth and Brady Gumpf added his first career hit, a two-run double, down the left field line.
- The Irish scored in double-figures for the second-straight game and the sixth time this season.
- They also tallied 16 hits, the fifth time this season they have had 15 or more hits.
- On the mound, it was the fifth game this season the Irish have allowed one or fewer runs.

### Road Warriors

- The Irish have been known to be a tough out on the road under head coach Link Jarrett.
- Notre Dame is a combined 29-10 on the road and have won 10 of 11 regular season road series since Jarrett came to South Bend in 2020.
- In Jarrett's tenure, the Irish have won eight ACC road series, while also winning non-conference road series against UAB and Presbyterian in the 2020 season.
- Earlier this season, the Irish won their eight-straight ACC road series to set a program record for

most consecutive conference road series wins.

- It broke the previous record set by the 1991-93 squads that won seven-consecutive conference series while in the Mid-Western Collegiate Conference.

### Irish Sweep #17 NC State with 11-4 Win

- The Irish brought the brooms out when they took down #17 NC State 11-4 on March 13 to sweep the weekend series (two games).
- Notre Dame took advantage of a number of Wolfpack miscues as six of the 11 runs for the Irish were scored on errors or wild pitches.
- The Irish plated 11 runs in the game, the fifth time this season they have scored 10 or more runs.
- Carter Putz led the Irish at the plate with a season-high three hits and Jared Miller added a season-high three runs.
- The Irish used big innings in the opening and closing sets of innings against the Wolfpack. They scored three runs in the first inning and scored seven runs over the final two innings.
- On the mound, the duo of John Michael Bertrand and Austin Temple never allowed the Wolfpack to take the lead on the afternoon.
- Bertrand tossed 5.0 innings as he earned his fourth win in as many starts this season.
- Temple pitched 4.0 of relief and tallied his first save with the Irish.
- The Irish allowed only four runs and they have allowed four runs or less in 11 of the 12 games this season.

### Irish Score Eight-Unanswered in 8-4 Comeback Win Over #17 NC State

- The Irish faced their biggest deficit of the season when they opened ACC play against No. 17 NC State but battled back to win, 8-4, in 12 innings.
- The Irish trailed 4-0 heading into the seventh but scored three runs in the seventh and tied the game with a run in the eighth.
- Carter Putz got the scoring started with a solo home run, Jack Brannigan scored on a wild pitch and Zack Prajzner drove in Brooks Coetzee III to bring the Irish within one.
- In the eighth, Brannigan tied the game with a two-out RBI single that scored Jared Miller after his lead-off double.
- The bullpen kept the Irish in it as Alex Rao, Radek Birkholz, Ryan McLinskey and Brannigan tossed eight innings of scoreless relief as the Irish built the comeback.
- In the 12th, Zack Prajzner launched a solo home run to left to give the Irish their first lead of the game. They added three more runs in the inning to build out the lead.
- Brannigan came on for the final two outs in the

## IRISH IN THE POLLS

	BA	BW	CP	CB	D1	PG
Preseason	4	9	11	10	13	5
Feb. 21	2	13		6	13	6
Feb. 28	3	13	12	9	12	6
Mar. 7	3	7	8	8	9	3
Mar. 14	1	5	7	7	6	1
Mar. 21	11	15	15	19	12	9
Mar. 28	14	16	19	29	16	13
Apr. 4						
Apr. 11						
Apr. 18						
Apr. 25						
May 2						
May 9						
May 16						
May 23						
May 30						
Final						

BA: Baseball America; BW: National Collegiate Baseball Writer's Association; CP: USA Today Coaches Poll; CB: Collegiate Baseball Newspaper; D1: D1Baseball.com; PG: Perfect Game

# AT A GLANCE

## 2022 The Record When...

Home .....	1-1
Away .....	5-3
Neutral .....	6-1
vs. teams ranked in top 25 .....	2-0
vs. teams ranked in top 10 .....	0-0
vs. teams ranked in top 5 .....	0-0
vs. unranked opponents .....	10-5
Both teams are ranked .....	2-0
Neither team is ranked .....	0-0
ND is ranked higher .....	12-5
Opponent is ranked higher .....	0-0
In February .....	5-1
In March .....	7-4
In April .....	0-0
In May .....	0-0
In June .....	0-0
Day Games .....	8-5
Night Games .....	3-0
Decided by one run .....	1-1
Decided by two runs or more .....	11-4
Scoring first .....	10-2
Opponent scores first .....	2-3
Leading after six innings .....	11-1
Leading after seven innings .....	11-2
Leading after eight innings .....	11-1
In extra innings .....	1-0
Scoring 0-2 runs .....	1-1
Scoring 3-5 runs .....	2-3
Scoring 6-9 runs .....	3-0
Scoring 10+ runs .....	6-1
Allowing 0-2 runs .....	8-0
Allowing 3-5 runs .....	4-1
Allowing 6-9 runs .....	0-2
Allowing 10+ runs .....	0-2
Coming off a loss .....	1-3
vs. Atlantic Coast Conference .....	2-4
vs. non-conference opponent .....	10-1
In game one of a three-game series .....	0-1
In game two of a three-game series .....	0-1
In game three of a three-game series .....	0-1
In rubber matches .....	0-0

11th and shut the door in the 12th as he picked up his first win of the season. Four of his five outs that he recorded came via the strikeout.

### Coetzee III Powers Irish to Midweek Win

- Brooks Coetzee III has been off to a torrid start and it continued in Notre Dame's 11-3 win over Elon.
- The senior from Mahomet, Illinois led the Irish from the dish after going 2-for-3 with a home run, double and tallied five RBI.
- The home run was his team-leading fourth of the season and he tied a career-high with the five RBI.
- Coetzee's home run was in the middle of an eight-run third inning that broke the game open for the Irish.
- The eight runs in the third tied a season high for most runs in an inning. The Irish also scored eight runs in the first inning against Marist on February 25.
- It is the most runs in an inning since April 24, 2021 when the Irish scored 12 in the eighth against Boston College.
- On the mound, freshman left-hander Jack Findlay made his collegiate debut against the Phoenix.
- He earned the win after 3.0 innings of scoreless ball with three strikeouts.
- A number of Irish pitchers saw time in the win including Caden Aoki, Matt Lazzaro, Radek Birkholz, Jackson Dennies and Roman Kimball.
- The six pitchers held the Phoenix to three runs on the night. The Irish staff have limited opponents to three runs or fewer in each of the last seven games.

### Irish Win Cambria College Classic With 3-1 Victory Over Minnesota

- The Irish clinched the Cambria College Classic with a 3-1 win over Minnesota after another complete team performance.
- The Irish scored in the top of the first after Carter Putz doubled to the gap in right center that scored Jared Miller.
- Danny Neri and Spencer Myers both added to the Irish lead with RBI in the sixth and seventh inning.
- On the mound, Austin Temple was masterful in his best start with the Irish.
- The graduate transfer from Jacksonville carried a no-hitter into the seventh inning until the Gophers got on the board with a solo home run.
- He finished the inning to give him a final line of 7.0 innings pitched, one hit allowed, one walk and tied a career high with nine strikeouts.
- Will Mercer came on in relief and shut the door as he got the final two outs of the game for his first save this season.
- The Irish allowed just one hit in the game for the first time since April 18, 2007, when they gave up

one hit in a 1-0 win over Purdue in 10 innings.

- After the game Temple, John Michael Bertrand, Ryan McLinskey and TJ Williams were named to the Cambria College Classic All-Tournament Team.
- Temple was named the tournament MVP and also was named ACC Pitcher of the Week.

### Irish Outlast Michigan State

- Hits were hard to come by in Notre Dame's 2-1 win over Michigan State to improve to 2-1 in the Cambria College Classic.
- The Irish did not get their first hit until the 5th inning but made it count when TJ Williams doubled to left and advanced to third on an error.
- He scored on the next play after a sacrifice fly from Brooks Coetzee III.
- The Spartans tied it in the seventh but it lasted only one batter in the bottom of the seventh as the Irish regained the lead.
- Jack Brannigan launched a solo home run to lead off the inning to put the Irish back in front.
- On the mound, John Michael Bertrand pitched his third-straight quality start to begin the 2022 season.
- He went 7.0 innings and allowed just one run and one walk while striking out four.
- Ryan McLinskey came on for the final two innings and struck out four of the six batters he faced to close the game and earn his second save this year.
- The Irish only tallied two hits in the game but did not strike out at the plate the entire game.
- It is the first time since 2014 that the Irish did not strike out once in a game, a feat that they accomplished three times during the 2014 season.

### Irish Cruise Past Illinois to Open Cambria College Classic

- The Irish began the Cambria College Classic with a win after the 6-1 result over the Illini.
- Brooks Coetzee III and TJ Williams both hit solo home runs and Jared Miller and Spencer Myers added 2-RBI singles to give the Irish their run support for the afternoon.
- It was Coetzee's team-leading third home run of the season and Williams' first career home run.
- On the mound, Aidan Tyrell had another strong start to begin the season. He went 5.0 innings to pick up his third win of the year and he allowed just one run and did not walk a batter.
- On the season, Tyrell has only allowed 1 earned run in 16.0 innings pitched.
- Alex Rao relieved Tyrell and tossed 3.0 innings without allowing a run and only one walk.
- Jack Brannigan got the final three outs of the game without allowing a hit to seal the win.

### Irish Shutout Monmouth to Sweep Doubleheader

- In their final game in Greenville, the Irish pitching staff put together their best performance of the season in the 9-0 win to sweep the double header.
- Graduate student Austin Temple got the Irish started with five scoreless innings and just two hits allowed. He struck out five after setting a career high last week against Delaware.
- Up next was fellow graduate student Ryan McLinskey, who pitched 1.2 innings with one hit allowed and four of his five outs came via the strikeout.
- Senior Alex Rao came in next for his first appearance of the season and he did not allow a walk or a hit in 1.1 innings pitched, striking out three of the four batters he faced.
- Moving over from third base, junior Jack Brannigan closed the deal in the ninth. He struck out the side to end the game and give the staff 15 total strikeouts, the highest in a game this season.
- At the plate, Zack Prajzner and Danny Neri led the way with 3 RBI each. Neri set a career high with the three runs batted in.
- The 4-5-6 spots in the lineup of Carter Putz, Brannigan and TJ Williams each had a team-high two runs scored.

#### Bats Stay Hot in 16-2 Victory over Monmouth

- The Irish continued the torrid stretch at the plate in the 16-2 win over Monmouth in the first game of the double header.
- Both teams were scoreless through the first three innings until the Irish scored in the fourth and then scored in each of the last four innings they were at bat.
- A day after going 3-for-3 against Marist, Cole one-upped himself and went 4-for-4 against the Hawks with four RBI and three runs.
- Cole broke the game open in the sixth with his first career grand slam to extend the Irish lead to 8-0 at the time.
- He was the first Notre Dame player to hit a grand slam since Alex Brait last season in the opening series of the season against Wake Forest.
- Carter Putz also went yard in the game, his first of the season, in the fifth inning.
- On the mound, John Michael Bertrand was superb for the second-straight start.
- He tossed seven innings and allowed just one earned run and one walk while striking out a career-high 11 batters.
- It was the most strikeouts in a single game by an Irish player since Cameron Junker tallied 11 against Canisius in 2019.
- Following Bertrand on the mound was freshman Radek Birkholz, who made his collegiate debut against the Hawks.
- He pitched the final two innings without allowing

a hit and struck out three batters to close the game.

#### Offense Explodes in 20-2 Win over Marist

- The Irish offense did not slow down in the second week of the season as they defeated Marist 20-2 on February 25 in Greenville.
- The Irish put up eight runs in the opening frame and never looked back as they scored the most runs in a regular season game since 2008.
- A number of Irish hitters got opportunities at the plate as 15 different players recorded a hit in the win.
- It was the most batters to get a hit in a game for the Irish over the last 16 seasons. The previous record was 13 against Georgetown in 2008.
- Ryan Cole led the Irish at the plate after going 3-for-3 with two runs and an RBI. DM Jefferson had a team-high 3 RBI in the win.
- On the mound, Aidan Tyrell improved to 2-0 after seven scoreless innings allowing just three hits, one walk and struck out five.
- Tyrell has not allowed a run in his 11.0 innings this season.
- Sammy Cooper made his collegiate debut out of the bullpen, tossing the final two innings, to close out the win.

#### Bats Power Irish to Season-Opening Win over Manhattan

- Notre Dame opened the 2022 season with a bang in the 17-2 win over Manhattan.
- It was the most runs scored in a season opener for the Irish since 2005 when they scored 18 against Florida A&M.
- The Irish tallied three triples in the game, including two in the first inning. It was the first time since April 3, 2016 against Wake Forest that the Irish had three triples in the same game.
- Brooks Coetzee III recorded his first multi-home run game in the win and set a career high with four hits.
- Coetzee III and Jack Brannigan both recorded 4 RBI in the win, the first time two players had 4 or more RBI in the same game since June 5, 2021 against UConn when Niko Kavadis tallied 8 and Ryan Cole had 6.
- The Irish totaled 19 hits in the win, the most since the UConn game when they had 21 during the South Bend Super Regional.
- LHP Aidan Tyrell got the win and tied a career high with six strikeouts. It was the second-straight start dating back to last season that Tyrell totaled six punchouts.
- Six different players made their Irish debuts in the win including DM Jefferson, Joey Spence, Jack Penney, Brady Gumpf, Nick DeMarco and Gerry

Peacock.

#### Bertrand, McLinskey Too Much for Stetson

- In front of a sellout crowd in the second game of the Hatter Classic, the pitching duo of John Michael Bertrand and Ryan McLinskey shut down the hosts Stetson in the 5-3 Irish win.
- Bertrand picked up right where he left off in 2021 with a quality start to open the season.
- He pitched six innings without allowing an earned run and did not walk anybody.
- Bertrand struck out eight batters, one shy of his career high.
- David LaManna led the Irish at the plate with two hits and two RBI. His two-RBI single in the fourth inning extended the Irish lead.
- Following Bertrand on the mound, graduate transfer Ryan McLinskey made his Irish debut in the seventh inning.
- He pitched the final three innings without allowing an earned run or a walk and struckout six to earn the save.
- The Irish did not walk a batter in the win, the second-straight season the Irish had a game without allowing a walk.

#### 2022 Team Captains

- Jared Miller, Carter Putz, David LaManna, Aidan Tyrell and John Michael Bertrand were voted captains by their teammates for the upcoming season.
- Miller is a graduate student and is a two-time team captain after being voted a captain ahead of the 2021 season. He played in 138 games heading into the season in his Irish career. Miller set career highs in 2021 in batting average (.257), home runs (4) and RBI (24).
- Putz is a senior that has played in 110 games in his career heading into the season. He played and started all 47 games last season and tied for the team lead with 57 hits and was second on the team in batting average (.305). He earned second team All-ACC accolades after the regular season and was one of six Irish named to the South Bend Regional All-Tournament Team.
- LaManna is a graduate student who has played in 149 games heading into the season. In 2021, he played in 44 games, made 39 starts and set career-best marks with five home runs, 29 RBI and 21 runs scored. LaManna also finished with a career-best fielding percentage of .997 after committing just two errors in 329 chances.
- Tyrell is a senior who has played in 31 games and made nine starts heading into the season. He finished the 2021 season with career-best numbers across the board in ERA (2.70), wins (5), innings pitched (60.0) and strikeouts (43). His two best



## AT A GLANCE

starts came in the postseason when he set a career high with 8.0 innings pitched in the regional-clinching win over Central Michigan. Then, he tied a career high with six strikeouts to extend the Irish season in the 9-1 win over Mississippi State.

- Bertrand is a graduate student who has played in 50 career games and made 38 starts heading into the season. He set career-highs in innings pitched (92.2), strikeouts (68) and wins (8) during the 2021 campaign. He led the Irish in all three categories and was named first team All-ACC. Heading into this season, Bertrand was named a third team All-American by Perfect Game and NCBWA.

**Lethal Lineup is Back for 2022**

- Coming off the most successful season in almost 20 years, a strong portion of the 2021 starting lineup returns for the Irish.
- Notre Dame returned eight of the nine every day starters from the 2021 lineup.
- That group accounted for 358 games started (84.6%) out of 423 from 2021.
- Notre Dame also returned four players that started all 47 games last season (Spencer Myers, Zack Prajzner, Jack Brannigan and Carter Putz).
- The production returning from that group included 85.5% of runs scored (284/332), 86.9% of hits (392/451), 75.3% of runs batted in (232/308) and 65.2% of home runs hit (43/66) from the 2021 season.
- Each of the eight returning starters hit at least four home runs in 2021 and five of those eight had six or more.
- Ryan Cole led the returners with a career-high nine home runs from 2021. Heading into the 2021 season, Cole had not hit a home run in his career.
- Spencer Myers and Carter Putz both had a team-high 57 hits in 2021.
- Myers was the leading stolen base returner after swiping 15 bags last season.

**Weekend Rotation Returns**

- Much like the lineup, the Irish returned all three starting pitchers from the weekend rotation in 2021.
- LHP John Michael Bertrand, LHP Aidan Tyrell and LHP Will Mercer returned 209.1 innings pitched from last season, 17 combined wins and four saves.
- Bertrand led the way for the Irish in 2021 with a team-high 92.2 innings pitched, eight wins and 68 strikeouts to just 22 walks.
- He was named First Team All-ACC following the regular season after he threw the most innings by an Irish pitcher since 2013.
- Bertrand threw a complete-game shutout in the postseason opener against Central Michigan,

the first Irish complete game shutout in the postseason since the 2000 season. Bertrand had three complete games during the 2021 season.

- Heading into 2022, Bertrand was named a Third Team Preseason All-American by Perfect Game and the NCBWA.
- Tyrell tossed the best game of his Irish career in his final start of 2021. He threw 7.1 innings and allowed just one run to keep Notre Dame's season alive in the 9-1 win over Mississippi State in the Starkville Super Regional. He tied a career high with six strikeouts in the win.
- The week prior in the South Bend Regional, he set a career high with 8.0 innings pitched in the 14-2 regional-clinching win over Central Michigan.
- Mercer also had one his best starts of his Irish career in the postseason. He set a career high 7.0 innings pitched in the 26-3 win over UConn in the South Bend Regional.

**Transfer Arms Add Wealth of Experience**

- Similar to the 2021 season, the Irish bring in a strong stable of graduate transfer pitchers with a wealth of Division I experience.
- The trio of RHP Austin Temple, LHP Matt Lazzaro and RHP Ryan McLinskey combined threw 412.0 innings pitched in collegiate baseball before coming to the Irish.
- Temple began his career at Jacksonville. He threw 132.2 career innings with an 8-7 record with 124 strikeouts to 76 walks in four years with the Dolphins. He was named to the 2021 Preseason ASUN team before missing much of the season due to injury.
- Lazzaro played at Houston last season and beginning his collegiate career with John Michael Bertrand at Furman. He totaled 151.0 innings pitched prior to Notre Dame, four wins and a save to go with 114 strikeouts and 50 walks.
- McLinskey began his collegiate career at Seton Hall. He threw 128.1 career innings with a 7-5 record and one save with 142 strikeouts and 57 walks prior to Notre Dame. He was the Pirates Friday starter last season and ranked sixth in the BIG EAST with a 2.81 ERA.

**Season to Remember in 2021**

- In Link Jarrett's first full season at the helm of the Irish, they had their most successful season in almost 20 years.
- The Irish scored 19 runs in the series-sweeping win over North Carolina on May 2. It was the most runs they have scored in a conference game since joining the league in 2014.
- Notre Dame claimed its first ACC regular season title since joining the league and first regular season title since 2006.

- The Irish won 25 conference games in 2021 to tie the program record for most conference wins in a single season with the 1990 squad that won 25 games in the Mid-Western Collegiate Conference.
- They hosted a regional at Frank Eck Stadium for the first time since 2004 and won a regional for the first time since 2002.
- In the South Bend Regional, the Irish set a postseason record with 26 runs scored against UConn. It beat the previous postseason record of 25 runs against South Alabama in 2002.
- Niko Kavadas broke the program record for most home runs in a single season during the regional. He finished the season with 22 home runs, surpassing Frank Jacobs record of 20 from 1991.
- The Irish finished the season with a 34-13 (.723) record, their highest winning percentage in a single season since 2004 (.810).

**2021 MLB Draft**

- Two of the main cogs of the successful 2021 Irish baseball team heard their names called in the 2021 MLB Draft.
- RHP Tanner Kohlhepp was selected by the Detroit Tigers in the fifth round of the draft with the 135th overall pick.
- Kohlhepp was the highest drafted pitcher for the Irish since Peter Solomon was selected in the fourth round by the Astros in 2017.
- Kohlhepp led the Irish in appearances with 23 while finishing second in wins (7), innings pitched (61.1) and strikeouts (65).
- He earned third team All-American honors from D1Baseball following the season, the second year in a row an Irish pitcher earned All-American honors
- Slugger Niko Kavadas was selected by the Boston Red Sox in the 11th round with the 316th overall pick.
- Kavadas set the program record for most home runs in a single season with 22 in 2021.
- Kavadas finished the year with a .767 slugging percentage, which ranks second all-time in program history for a single season. Niko is also tied for second all-time for home runs in a career with 46.
- After the season, Kavadas was named a First Team All-American by D1Baseball, Baseball America and Perfect Game.
- He was the first Irish player to earn multiple first team honors in the same season since Steve Stanley in 2002.

# 2022 NOTRE DAME BASEBALL GAME NOTES

## 2022 ROSTER

No.	Name	Pronunciation	Cl.	Pos.	Ht.	Wt.	B/T	Hometown/Previous School
1	Ryan Cole		Gr.	OF	6-0	175	R/R	San Ramon, CA/De La Salle
2	Spencer Myers		Gr.	OF	5-11	170	S/R	Tampa, FL/Berkeley Prep
3	David LaManna	la-MAHN-ah	Gr.	C	5-10	176	R/R	Saddle River, NJ/Bergen Catholic
4	Carter Putz	Like "Klutz"	Sr.	INF	6-0	210	R/R	Belton, MO/Bishop Miege
6	TJ Williams		So.	OF	5-11	185	R/L	Germantown, MD/Georgetown Prep
7	Jack Zyska	ZIS-ka	Sr.	OF	5-11	180	R/R	Berkeley Heights, NJ/Seton Hall Prep
8	Danny Neri	knee-RYE	So.	C	6-1	195	L/R	Macclenny, FL/ Bishop John J. Snyder
9	Jack Brannigan		Jr.	INF/RHP	6-1	190	R/R	Orland Park, IL/Marist
11	Jack Penney		Fr.	INF	6-0	185	L/R	Wakefield, MA/Phillips Academy
12	Connor Hinks	Hinks	So.	INF	6-2	180	L/R	Western Springs, IL/Benet Academy/Virginia
13	Joey Spence		Fr.	C	6-0	195	L/R	West Bend, WI/West Bend East
14	Zack Prajzner	PRIZE-ner	Sr.	INF	6-0	200	R/R	Carlsbad, CA/San Marcos
15	Brock Murtha		So.	INF	6-0	185	R/R	Sayville, NY/Sayville
16	Jared Miller		Gr.	INF	6-0	188	S/R	Marietta, GA/Pope
17	Aidan Tyrell		Sr.	LHP	6-0	165	L/L	Joliet, IL/Joliet Catholic Academy
18	Nick Juaire	joo-AIR	RS-So.	C/OF	5-8	180	S/R	Farmington, MN/Iowa Western JC (TCU)
19	Casey Kmet	kuh-MET	Jr.	INF	5-10	210	R/R	Arlington Heights, IL/St. Viator
20	Nick DeMarco		Fr.	INF/RHP	5-11	185	R/R	St. Charles, IL/St. Charles North
21	Brady Gumpf		So.	OF	6-1	195	R/R	South Bend, IN/St. Joseph
23	Austin Temple		Gr.	RHP	6-4	180	R/R	Palm City, FL/Martin County/Jacksonville
24	Jack Findlay		Fr.	LHP	6-3	200	L/L	Ledgewood, NJ/Roxbury
25	Ryan Lynch		So.	LHP	6-2	200	R/L	Granger, IN/Penn
26	Roman Kimball	kim-BALL	Fr.	RHP	5-11	170	R/R	New Hartford, NY/P27 Academy
27	Gerry Peacock		Jr.	RHP	6-3	200	R/R	Williamstown, NJ/St. Augustine Prep.
28	John Michael Bertrand		Gr.	LHP	6-3	205	L/L	Alpharetta, GA/Furman
29	Liam Simon		Jr.	RHP	6-4	220	R/R	Freehold, NJ/Freehold Twp
30	DM Jefferson		Fr.	OF	6-0	200	L/R	Bethesda, MD/St. Johns College
31	Caden Aoki	ay-OH-kee	Fr.	RHP	6-0	180	R/R	Huntington Beach, CA/Huntington Beach
32	Matt Bedford		So.	RHP	6-1	200	R/R	Staten Island, NY/St. Peter's Boys HS
33	Radek Birkholz	RAH-deck	Fr.	RHP	6-0	200	R/R	Highlands Ranch, CO/Valor Christian
36	Zach Kempe	Kemp	Fr.	RHP	6-1	185	R/R	St. Charles, IL/St. Charles North
37	Matt Lazzaro	La-ZAR-row	Gr.	LHP	6-0	194	R/L	Marietta, GA/Lassiter/Furman/Houston
40	Aidan Krupp		Fr.	RHP	6-3	220	R/R	River Forest, IL/ Oak Park & River Forest
41	Jackson Dennies	DEN-eez	So.	RHP	6-4	240	R/R	River Ridge, LA/Archbishop Rummel
42	Brooks Coetzee III	COAT-zee	Sr.	OF	6-1	210	R/R	Mahomet, IL/Mahomet-Seymour
43	Will Mercer		Sr.	LHP	6-1	195	L/L	Houston, TX/Strake Jesuit Prep
45	Alex Rao	RAY-oh	Sr.	RHP	6-4	230	R/R	Hope Sound, FL/Oxbridge Academy
47	Tony Lindwedel	LIND-wed-uhl	So.	C	5-11	185	R/R	St. Louis, MO/St. Louis University HS
49	Ricky Reeth		Fr.	RHP	6-2	190	L/R	Windermere, FL/West Orange
50	Sammy Cooper		So.	RHP	5-11	190	R/R	Lees Summit, MO/Lees Summit West
52	Ryan McLinskey	mick-LIN-ski	Gr.	RHP	6-1	195	R/R	Pearl Rivr, NY/Don Bosco Prep/Seton Hall

**Head Coach** - 5 Link Jarret (Florida State '94)

**Assistant Coach** - 24 Rich Wallace (UCF '03)

**Assistant Coach** - 34 Chuck Ristano (Sacred Heart '04)

**Assistant Coach** - 10 Brad Vanderglas (Northern Kentucky '13)

# 2022 SCHEDULE

12-5 Overall | 1-1 Home | 5-3 Away | 6-1 Neutral | 2-4 ACC

Date	Time	Opponent	Location	TV	Results	Decision	Attendance
Feb. 18	7 p.m.	Manhattan	DeLand, FL		W, 17-2	W: Tyrell (1-0)	671
Feb. 19	4 p.m.	Stetson	DeLand, FL		W, 5-3	W: Bertrand (1-0) SV: McLinskey (1)	1,424
Feb. 20	9 a.m.	Delaware	DeLand, FL		L, 4-5	L: Aoki (0-1)	650
Feb. 25	4 p.m.	Marist	Greenville, SC		W, 20-2	W: Tyrell (2-0)	944
Feb. 26	2 p.m.	Monmouth	Greenville, SC		W, 16-2	W: Bertrand (2-0)	950
Feb. 26	6 p.m.	Monmouth	Greenville, SC		W, 9-0	W: Temple (1-0)	1366
Mar. 4	4 p.m.	Illinois	Minneapolis, MN		W, 6-1	W: Tyrell (3-0)	200
Mar. 5	Noon	Michigan State	Minneapolis, MN		W, 2-1	W: Bertrand (3-0) SV: McLinskey (2)	200
Mar. 6	7 p.m.	Minnesota	Minneapolis, MN		W, 3-1	W: Temple (2-0) SV: Mercer (1)	950
Mar. 8	4 p.m.	Elon	Elon, NC		W, 11-3	W: Findlay (1-0)	597
Mar. 11	4 p.m.	#17 NC State*	Raleigh, NC		W, 8-4 (12)	W: Brannigan (1-0)	2965
Mar. 13	1 p.m.	#17 NC State*	Raleigh, NC		W, 11-4	W: Bertrand (4-0) SV: Temple (1)	2856
<b>Mar. 15</b>	<b>4 p.m.</b>	<b>Valpo</b>	<b>South Bend, IN</b>		<b>W, 12-1</b>	<b>W: Findlay (2-0)</b>	<b>704</b>
Mar. 18	7 p.m.	Louisville*	Louisville, KY		L, 11-16	L: Aoki (0-2)	2181
Mar. 19	1 p.m.	Louisville*	Louisville, KY		L, 1-8	L: McLinskey (0-1)	2165
Mar. 20	1 p.m.	Louisville*	Louisville, KY		L, 5-7	L: Brannigan (1-1)	3133
<b>Mar. 23</b>	<b>4 p.m.</b>	<b>Northwestern</b>	<b>South Bend, IN</b>		<b>Postponed</b>		
<b>Mar. 25</b>	<b>4 p.m.</b>	<b>Virginia Tech*</b>	<b>South Bend, IN</b>		<b>L, 5-10</b>		
<b>Mar. 26</b>	<b>2 p.m.</b>	<b>Virginia Tech*</b>	<b>South Bend, IN</b>		<b>Canceled</b>		
<b>Mar. 27</b>	<b>Noon</b>	<b>Virginia Tech*</b>	<b>South Bend, IN</b>		<b>Canceled</b>		
<b>Mar. 29</b>	<b>5 p.m.</b>	<b>Northern Illinois</b>	<b>South Bend, IN</b>	<b>ACCNX</b>			
Apr. 1	7 p.m.	Florida State*	Tallahassee, FL	ACCNX			
Apr. 2	2 p.m.	Florida State*	Tallahassee, FL	ACCNX			
Apr. 3	1 p.m.	Florida State*	Tallahassee, FL	ACCNX			
<b>Apr. 5</b>	<b>5 p.m.</b>	<b>Butler</b>	<b>South Bend, IN</b>	<b>ACCNX</b>			
<b>Apr. 8</b>	<b>5 p.m.</b>	<b>Clemson*</b>	<b>South Bend, IN</b>	<b>ACCNX</b>			
<b>Apr. 9</b>	<b>2 p.m.</b>	<b>Clemson*</b>	<b>South Bend, IN</b>	<b>ACCNX</b>			
<b>Apr. 10</b>	<b>1 p.m.</b>	<b>Clemson*</b>	<b>South Bend, IN</b>	<b>ACCNX</b>			
<b>Apr. 12</b>	<b>6:30 p.m.</b>	<b>Michigan</b>	<b>South Bend, IN</b>	<b>ACCNX</b>			
Apr. 14	6 p.m.	Duke*	Durham, NC	ACCNX			
Apr. 15	6 p.m.	Duke*	Durham, NC	ACCNX			
Apr. 16	1 p.m.	Duke*	Durham, NC	ACCNX			
<b>Apr. 19</b>	<b>5 p.m.</b>	<b>Valpo</b>	<b>South Bend, IN</b>	<b>ACCNX</b>			
<b>Apr. 20</b>	<b>5 p.m.</b>	<b>Purdue Fort Wayne</b>	<b>South Bend, IN</b>	<b>ACCNX</b>			
<b>Apr. 22</b>	<b>5 p.m.</b>	<b>Wake Forest*</b>	<b>South Bend, IN</b>	<b>ACCNX</b>			
<b>Apr. 23</b>	<b>2 p.m.</b>	<b>Wake Forest*</b>	<b>South Bend, IN</b>	<b>ACCNX</b>			
<b>Apr. 24</b>	<b>1 p.m.</b>	<b>Wake Forest*</b>	<b>South Bend, IN</b>	<b>ACCNX</b>			
Apr. 26	6:35 p.m.	Michigan State	Detroit, MI				
<b>Apr. 29</b>	<b>5 p.m.</b>	<b>Boston College*</b>	<b>South Bend, IN</b>	<b>ACCNX</b>			
<b>Apr. 30</b>	<b>1 p.m.</b>	<b>Boston College*</b>	<b>South Bend, IN</b>	<b>ACC Network</b>			
<b>May 1</b>	<b>1 p.m.</b>	<b>Boston College*</b>	<b>South Bend, IN</b>	<b>ACCNX</b>			
May 6	5 p.m.	William & Mary	Williamsburg, VA				
May 7	1 p.m.	William & Mary	Williamsburg, VA				
May 7	5 p.m.	William & Mary	Williamsburg, VA				
<b>May 10</b>	<b>6 p.m.</b>	<b>Michigan State</b>	<b>South Bend, IN</b>	<b>ACC Network</b>			
<b>May 13</b>	<b>6 p.m.</b>	<b>Pitt*</b>	<b>South Bend, IN</b>	<b>ACCNX</b>			
<b>May 14</b>	<b>4 p.m.</b>	<b>Pitt*</b>	<b>South Bend, IN</b>	<b>ACC Network</b>			
<b>May 15</b>	<b>Noon</b>	<b>Pitt*</b>	<b>South Bend, IN</b>	<b>ACC Network</b>			
May 17	4 p.m.	Northwestern	Evanston, IL				
May 19	7 p.m.	Miami*	Coral Gables, FL	ACCNX			
May 20	7 p.m.	Miami*	Coral Gables, FL	ACCNX			
May 21	1 p.m.	Miami*	Coral Gables, FL	ACCNX			
May 23-28	TBA	ACC Championships	Charlotte, NC				
Jun. 3-5	TBA	NCAA Regionals	TBA				
Jun. 10-12	TBA	NCAA Super Regionals	TBA				
Jun. 16-27	TBA	College World Series	Omaha, NE				

\*Conference Game  
All games are listed in Eastern Time

**Home Games in Bold (Frank Eck Stadium)**

2022 OVERALL STATISTICS



2022 Notre Dame Baseball  
Overall Statistics for Notre Dame (as of Mar 27, 2022)  
(All games Sorted by Batting avg)

Record: 12-5 Home: 1-1 Away: 5-3 Neutral: 6-1 ACC: 2-4

Player	avg	gp-gs	ab	r	h	2b	3b	hr	rbi	tb	slg%	bb	hp	so	gdp	ob%	sf	sh	sb-att	po	a	e	fld%	
3 David LaManna	.375	12-10	32	8	12	1	0	0	6	13	.406	4	2	3	0	.462	1	0	1-2	77	21	0	1.000	
42 Brooks Coetzee	.344	17-17	64	13	22	4	0	6	18	44	.688	4	2	12	0	.394	1	0	1-3	20	2	0	1.000	
4 Carter Putz	.333	17-17	63	19	21	1	2	2	15	32	.508	9	0	17	1	.405	2	0	2-2	137	7	0	1.000	
6 TJ Williams	.326	12-9	43	12	14	2	2	1	7	23	.535	2	1	6	0	.370	0	2	2-2	23	1	2	.923	
9 Jack Brannigan	.313	17-17	64	16	20	8	1	3	16	39	.609	5	2	9	0	.370	2	0	3-3	8	24	1	.970	
16 Jared Miller	.275	15-15	51	14	14	3	0	0	7	17	.333	9	2	10	1	.391	2	0	3-4	28	40	1	.986	
1 Ryan Cole	.274	17-17	62	14	17	3	0	1	9	23	.371	5	8	15	1	.400	0	0	6-6	23	1	0	1.000	
8 Danny Neri	.259	10-7	27	3	7	2	1	0	7	11	.407	2	2	6	0	.344	1	0	1-1	86	20	0	1.000	
14 Zack Prajzner	.250	17-17	56	15	14	3	0	1	8	20	.357	9	2	14	0	.368	1	1	1-2	19	32	1	.981	
30 DM Jefferson	.242	8-8	33	4	8	0	0	0	8	8	.242	1	0	7	0	.265	0	0	1-1	0	0	0	.000	
2 Spencer Myers	.184	16-13	49	9	9	0	1	0	4	11	.224	4	0	8	0	.245	0	6	1-2	9	0	1	.900	
-----																								
47 Tony Lindwedel	1.000	3-0	1	3	1	0	0	0	0	1	1.000	1	0	0	0	1.000	0	0	0-0	5	0	0	1.000	
18 Nick Juaire	.625	7-0	8	2	5	1	0	0	3	6	.750	1	0	0	0	.667	0	0	0-0	0	0	0	.000	
7 Jack Zyska	.409	9-3	22	6	9	1	0	4	7	22	1.000	0	0	2	0	.409	0	0	0-1	0	0	0	.000	
11 Jack Penney	.294	12-2	17	5	5	3	1	0	5	10	.588	2	0	4	0	.350	1	0	1-1	9	3	0	1.000	
13 Joey Spence	.250	6-1	8	1	2	2	0	0	2	4	.500	1	0	2	0	.333	0	0	0-0	7	1	0	1.000	
20 Nick DeMarco	.250	5-0	4	1	1	0	0	0	0	1	.250	1	0	0	0	.400	0	0	0-0	1	2	0	1.000	
19 Casey Kmet	.250	3-0	4	0	1	1	0	0	1	2	.500	0	0	1	0	.250	0	0	0-0	0	2	1	.667	
21 Brady Gumpf	.200	5-0	5	1	1	1	0	0	3	2	.400	0	0	1	0	.200	0	0	0-0	0	0	0	.000	
12 Connor Hincks	.000	1-0	1	0	0	0	0	0	0	0	.000	0	0	1	0	.000	0	0	0-0	0	0	0	.000	
Totals	.298	17	614	146	183	36	8	18	126	289	.471	60	21	118	3	.374	11	9	23-30	457	181	8	.988	
Opponents	.212	17	542	70	115	18	1	12	61	171	.315	68	13	194	11	.315	0	7	7-16	450	188	32	.952	

LOB - Team (119), Opp (103). DPs turned - Team (13), Opp (5). IBB - Team (0), Opp (1). Picked off - J Miller 1, J Brannigan 1, J Zyska 1, S Myers 1.

(All games Sorted by Earned run avg)

Player	era	w-l	app	gs	cg	sho	sv	ip	h	r	er	bb	so	2b	3b	hr	b/avg	wp	hp	bk	sfa	sha
28 John M Bertrand	2.19	4-0	6	6	0	0/0	0	37.0	29	11	9	11	39	4	1	1	.225	3	2	0	0	3
23 Austin Temple	2.42	2-0	5	4	0	0/1	1	26.0	13	7	7	9	34	0	0	2	.157	2	3	0	0	0
17 Aidan Tyrell	4.15	3-0	6	5	0	0/0	0	21.2	23	11	10	4	20	4	0	1	.274	2	2	0	0	0
-----																						
24 Jack Findlay	0.00	2-0	2	2	0	0/0	0	5.1	3	0	0	0	5	0	0	0	.176	0	1	0	0	1
41 Jackson Dennies	0.00	0-0	3	0	0	0/0	0	4.0	3	1	0	0	5	1	0	0	.200	1	1	0	0	0
33 Radek Birkholz	1.80	0-0	6	0	0	0/0	0	5.0	3	2	1	5	6	1	0	0	.200	0	1	0	0	0
52 Ryan McLinskey	2.51	0-1	7	0	0	0/1	2	14.1	11	6	4	5	24	2	0	1	.212	2	0	0	0	2
45 Alex Rao	2.70	0-0	6	0	0	0/1	0	10.0	9	3	3	8	15	1	0	0	.237	1	0	0	0	0
31 Caden Aoki	3.86	0-2	4	0	0	0/0	0	9.1	7	4	4	2	10	2	0	2	.200	2	0	0	0	0
37 Matt Lazzaro	6.00	0-0	3	0	0	0/0	0	3.0	1	4	2	1	5	0	0	1	.091	0	1	0	0	1
43 Will Mercer	6.00	0-0	2	0	0	0/0	1	3.0	2	2	2	3	4	1	0	0	.182	0	0	0	0	0
29 Liam Simon	6.75	0-0	3	0	0	0/0	0	4.0	1	3	3	5	8	0	0	1	.083	0	1	0	0	0
26 Roman Kimball	9.00	0-0	3	0	0	0/0	0	2.0	0	2	2	3	3	0	0	0	.000	0	1	0	0	0
50 Sammy Cooper	9.00	0-0	1	0	0	0/0	0	2.0	3	2	2	2	3	0	0	1	.300	0	0	0	0	0
9 Jack Brannigan	17.36	1-2	6	0	0	0/1	0	4.2	5	10	9	6	11	1	0	2	.250	2	0	1	0	0
27 Gerry Peacock	18.00	0-0	1	0	0	0/0	0	1.0	2	2	2	4	2	1	0	0	.500	1	0	0	0	0
Totals	3.54	12-5	17	17	0	1/1	4	152.1	115	70	60	68	194	18	1	12	.212	16	13	1	0	7
Opponents	6.96	5-12	17	17	0	0/0	1	150.0	183	146	116	60	118	36	8	18	.298	26	21	1	11	9

PB - Team (5), D LaManna 4, D Neri 1, Opp (1). Pickoffs - Team (3), J Bertrand 2, D LaManna 1, Opp (4). SBA/ATT - D Neri (4-8), D LaManna (3-8), J Bertrand (2-5), A Temple (1-4), R McLinskey (2-2), A Tyrell (0-1), J Dennies (0-1), J Findlay (0-1), L Simon (1-1), A Rao (1-1).



## 2022 FIELDING STATISTICS

Player	c	po	a	e	fld%	dp	sba	csb	sba%	pb	ci
4 Carter Putz	144	137	7	0	1.000	10	0	0	---	0	0
8 Danny Neri	106	86	20	0	1.000	0	4	4	.500	1	0
3 David LaManna	98	77	21	0	1.000	0	3	5	.375	4	0
1 Ryan Cole	24	23	1	0	1.000	0	0	0	---	0	0
42 Brooks Coetzee	22	20	2	0	1.000	1	0	0	---	0	0
28 John M Bertrand	13	1	12	0	1.000	1	2	3	.400	0	0
11 Jack Penney	12	9	3	0	1.000	1	0	0	---	0	0
17 Aidan Tyrell	8	2	6	0	1.000	0	0	1	.000	0	0
13 Joey Spence	8	7	1	0	1.000	2	0	0	---	0	0
47 Tony Lindwedel	5	5	0	0	1.000	0	0	0	---	0	0
20 Nick DeMarco	3	1	2	0	1.000	1	0	0	---	0	0
52 Ryan McLinskey	3	0	3	0	1.000	0	2	0	1.000	0	0
31 Caden Aoki	2	0	2	0	1.000	0	0	0	---	0	0
45 Alex Rao	1	0	1	0	1.000	0	1	0	1.000	0	0
50 Sammy Cooper	1	1	0	0	1.000	0	0	0	---	0	0
23 Austin Temple	1	0	1	0	1.000	0	1	3	.250	0	0
29 Liam Simon	1	1	0	0	1.000	1	1	0	1.000	0	0
16 Jared Miller	69	28	40	1	.986	8	0	0	---	0	0
14 Zack Prajzner	52	19	32	1	.981	8	0	0	---	0	0
9 Jack Brannigan	33	8	24	1	.970	2	0	0	---	0	0
6 TJ Williams	26	23	1	2	.923	0	0	0	---	0	0
2 Spencer Myers	10	9	0	1	.900	0	0	0	---	0	0
19 Casey Kmet	3	0	2	1	.667	0	0	0	---	0	0
37 Matt Lazzaro	1	0	0	1	.000	0	0	0	---	0	0
12 Connor Hincks	0	0	0	0	.000	0	0	0	---	0	0
21 Brady Gumpf	0	0	0	0	.000	0	0	0	---	0	0
24 Jack Findlay	0	0	0	0	.000	0	0	1	.000	0	0
41 Jackson Dennies	0	0	0	0	.000	0	0	1	.000	0	0
27 Gerry Peacock	0	0	0	0	.000	0	0	0	---	0	0
30 DM Jefferson	0	0	0	0	.000	0	0	0	---	0	0
33 Radek Birkholz	0	0	0	0	.000	0	0	0	---	0	0
18 Nick Juaire	0	0	0	0	.000	0	0	0	---	0	0
26 Roman Kimball	0	0	0	0	.000	0	0	0	---	0	0
43 Will Mercer	0	0	0	0	.000	0	0	0	---	0	0
7 Jack Zyska	0	0	0	0	.000	0	0	0	---	0	0
Totals	646	457	181	8	.988	13	7	9	.438	5	0
Opponents	670	450	188	32	.952	5	23	7	.767	1	0

## 2022 MISCELLANEOUS STATISTICS

Score by innings	1	2	3	4	5	6	7	8	9	EX	Total
Notre Dame	19	5	21	22	11	13	20	25	6	4	146
Opponents	9	1	5	3	7	7	12	13	13	0	70

Multiple Hit Games	2	3	4	5+	Total	Multiple RBI Games	2	3	4	5+	Total
4 Carter Putz	5	1	-	-	6	42 Brooks Coetzee	2	-	1	1	4
42 Brooks Coetzee	4	1	1	-	6	4 Carter Putz	3	1	-	-	4
9 Jack Brannigan	4	1	-	-	5	30 DM Jefferson	2	1	-	-	3
6 TJ Williams	4	-	-	-	4	9 Jack Brannigan	2	-	1	-	3
14 Zack Prajzner	3	1	-	-	4	7 Jack Zyska	3	-	-	-	3
3 David LaManna	3	1	-	-	4	14 Zack Prajzner	1	1	-	-	2
7 Jack Zyska	3	-	-	-	3	3 David LaManna	2	-	-	-	2
16 Jared Miller	3	-	-	-	3	16 Jared Miller	2	-	-	-	2
1 Ryan Cole	1	1	1	-	3	18 Nick Juaire	1	-	-	-	1
30 DM Jefferson	3	-	-	-	3	8 Danny Neri	-	1	-	-	1
2 Spencer Myers	1	-	-	-	1	6 TJ Williams	1	-	-	-	1
11 Jack Penney	1	-	-	-	1	11 Jack Penney	1	-	-	-	1
8 Danny Neri	1	-	-	-	1	2 Spencer Myers	1	-	-	-	1
18 Nick Juaire	1	-	-	-	1	21 Brady Gumpf	1	-	-	-	1
TEAM	37	6	2	0	45	1 Ryan Cole	-	-	1	-	1
						TEAM	22	4	3	1	30

Hitting Streaks	Longest	Current	Reached Base Streaks	Longest	Current
9 Jack Brannigan	7	7	4 Carter Putz	12	2
42 Brooks Coetzee	7	1	6 TJ Williams	11	11
1 Ryan Cole	7	7	1 Ryan Cole	9	7
4 Carter Putz	6	2	42 Brooks Coetzee	9	9
6 TJ Williams	5	5	8 Danny Neri	7	7
8 Danny Neri	5	1	16 Jared Miller	7	1
16 Jared Miller	5	1	14 Zack Prajzner	7	4
30 DM Jefferson	4	-	9 Jack Brannigan	7	7
14 Zack Prajzner	4	1	2 Spencer Myers	5	-
2 Spencer Myers	4	-	30 DM Jefferson	4	-
7 Jack Zyska	3	-	3 David LaManna	3	3
13 Joey Spence	2	-	7 Jack Zyska	3	-
11 Jack Penney	2	1	11 Jack Penney	3	1
3 David LaManna	2	2	13 Joey Spence	2	-
18 Nick Juaire	2	1	18 Nick Juaire	2	1
20 Nick DeMarco	1	1	20 Nick DeMarco	2	2
19 Casey Kmet	1	1	47 Tony Lindwedel	1	1
21 Brady Gumpf	1	1	19 Casey Kmet	1	1
47 Tony Lindwedel	1	1	21 Brady Gumpf	1	1

## IRISH IN THE PROS

Player	Team	League	Notes
Brandon Bielak	Houston Astros	MLB	Made his MLB debut with the Astros on July 27, 2020
Cavan Biggio	Toronto Blue Jays	MLB	Made his MLB debut in 2019
Sean Guenther	Miami Marlins	MLB	Made his MLB debut with the Marlins on Aug. 4, 2021
Trey Mancini	Baltimore Orioles	MLB	Returned this season after missing the 2020 season due to cancer treatments
David Phelps	Toronto Blue Jays	MLB	
A.J. Pollock	Los Angeles Dodgers	MLB	Was the first Irish player to win a World Series since 2008 (Brad Lidge)
Peter Solomon	Houston Astros	MLB	Made his major league debut on April 18, 2021
Matt Vierling	Philadelphia Phillies	MLB	Made his MLB debut with the Phillies on June 19, 2021
Joe Hudson	Free Agent		Made his MLB debut with the Angels on Sept. 8, 2018
Cole Daily	Harrisburg Senators	AA (WSH)	Drafted by Washington in the 22nd round of the 2018 MLB Draft
Torii Hunter Jr.	Rocket City Trash Pandas	AA (LAA)	
Nick Podkul	New Hampshire Fisher Cats	AA (TOR)	Drafted by Toronto in the seventh round of the 2018 MLB Draft
Shane Combs	South Bend Cubs	High A (CHC)	Drafted in the 31st round of the 2019 MLB Draft
Cameron Junker	Greensboro Grasshoppers	High A (PIT)	Drafted in the 10th round of the 2019 MLB Draft
Joe Boyle	Daytona Tortugas	Low A (CIN)	Drafted by Cincinnati in the fifth round of the 2020 MLB Draft
Niko Kavadas	Salem Red Sox	Low A (Bos)	Drafted by Boston in the 11th round of the 2021 MLB Draft
Tanner Kohlhepp	Detroit Organization	TBA	Drafted by Detroit in the fifth round of the 2021 MLB Draft

# #1 RYAN COLE



**Graduate Student/OF**

**Career Highs**  
**Hits:** 4 (2/26/22~1 vs. MU)  
**Runs:** 3 (5x, MR (2/26/22~1 vs. MU)  
**HR:** 1 (10x, MR (2/26/22~1 vs. MU)  
**RBI:** 6 (6/5/21 vs. UC)  
**SB:** 2 (4x, MR (2/26/22~1 vs. MU)

**News & Notes**

- Set a career high with 4 hits and tied a career high with 3 runs and 2 stolen bases against Monmouth (2/26/22~1)
- Hit his first career grand slam against Monmouth (2/26/22~1)
- 2022 Perfect Game Preseason All-ACC Team

## CAREER SUMMARY

Year	avg	gp-gs	ab	r	h	2b	3b	hr	rbi	tb	slg%	bb	hbp	so	gdp	ob%	sf	sh	sb-att	po	a	e	fld%
2018	.179	27-7	28	8	5	1	1	0	4	8	.286	4	5	8	0	.378	0	1	2-4	18	1	0	1.000
2019	.194	41-14	72	10	14	2	1	0	4	18	.250	13	0	21	1	.318	0	1	8-10	23	1	2	.923
2020	.250	10-5	24	5	6	2	0	0	1	8	.333	1	0	7	0	.280	0	0	2-2	15	0	1	.938
2021	.336	47-38	152	44	51	9	1	9	34	89	.586	22	12	34	0	.455	1	2	7-9	69	3	0	1.000
2022	.274	17-17	62	14	17	3	0	1	9	23	.371	5	8	15	1	.400	0	0	6-6	23	1	0	1.000
TOTAL	.275	142-81	338	81	93	17	3	10	52	146	.432	45	25	85	2	.399	1	4	25-31	148	6	3	.981

## 2022 GAME-BY-GAME

Date	Opponent	Pos	AB	R	H	RBI	2B	3B	HR	BB	SB	CS	HBP	SAC	SF	GDP	K	PO	A	E	Avg	
Feb 18	vs Manhattan	*of	2	2	0	0	0	0	0	2	1	0	0	0	0	0	1	0	0	0	.000	
Feb 19	at Stetson	*of	4	0	2	1	0	0	0	0	0	0	0	0	0	0	0	0	0	0	.333	
Feb 20	vs Delaware	*of	4	1	1	0	0	0	0	1	0	0	0	0	0	0	0	0	0	0	.300	
Feb 25	vs Marist	*of	3	2	3	1	0	0	0	0	0	0	0	0	0	0	0	2	0	0	.462	
Feb 26	vs Monmouth-1	*of	4	3	4	4	1	0	1	0	2	0	1	0	0	0	0	0	0	0	.588	
Feb 26	vs Monmouth-2	*of	3	1	0	0	0	0	0	0	1	0	1	0	0	0	2	1	0	0	.500	
Mar 04	vs Illinois	*of	4	0	0	0	0	0	0	0	0	0	1	0	0	0	1	4	0	0	.417	
Mar 05	vs Michigan State	*of	3	0	0	0	0	0	0	0	0	0	1	0	0	0	0	2	0	0	.370	
Mar 06	at Minnesota Goph	*of	3	0	0	0	0	0	0	0	0	0	1	0	0	0	1	2	0	0	.333	
Mar 08	at Elon	*of	4	1	0	1	0	0	0	0	0	0	0	0	0	0	2	1	0	0	.294	
Mar 11	at NC State	*of	6	0	1	0	1	0	0	0	0	0	0	0	0	0	3	0	1	0	.275	
Mar 13	at NC State	*of	4	1	1	0	0	0	0	0	0	0	1	0	0	0	0	3	0	0	.273	
Mar 15	VALPARAISO	*of	3	1	1	1	0	0	0	1	0	0	0	0	0	0	0	1	0	0	.277	
Mar 18	at Louisville	*of	4	1	1	0	0	0	0	1	0	0	1	0	0	1	1	4	0	0	.275	
Mar 19	at Louisville	*of	3	0	1	0	1	0	0	1	0	0	0	0	0	0	1	1	0	0	.278	
Mar 20	at Louisville	*of	4	0	1	1	0	0	0	1	0	0	0	0	0	0	2	2	0	0	.276	
Mar 25	VIRGINIA TECH	*of	4	1	1	0	0	0	0	0	0	1	0	0	0	0	1	0	0	0	.274	
Totals			17gs	62	14	17	9	3	0	1	5	6	0	8	0	0	1	15	23	1	0	.274

On base pct. .400 • Slugging pct. .371

# 2022 NOTRE DAME BASEBALL GAME NOTES

## #2 SPENCER MYERS



### Graduate Student/OF

#### Career Highs

**Hits:** 3 (13x, MR 6/14/21 vs. CMU)

**Runs:** 4 (2x, 3/23/19 vs. FSU-2)

**HR:** 1 (2x, MR 4/5/22 at Pitt)

**RBI:** 3 (3x, 2/22/20 vs. UT)

**SB:** 6 (3/1/20 at PC)

### News & Notes

### CAREER SUMMARY

Year	avg	gp-gs	ab	r	h	2b	3b	hr	rbi	tb	slg%	bb	hbp	so	gdp	ob%	sf	sh	sb-att	po	a	e	fld%
2018	.239	39-23	88	19	21	2	0	0	7	23	.261	11	1	19	1	.330	0	2	4-5	63	1	0	1.000
2019	.294	54-53	211	48	62	5	0	1	16	70	.332	30	1	36	3	.383	1	6	22-25	124	1	2	.984
2020	.431	12-12	58	14	25	2	0	0	8	27	.466	7	0	5	0	.492	0	0	15-18	31	0	0	1.000
2021	.295	47-47	193	41	57	11	0	1	15	71	.368	21	3	36	4	.370	2	5	15-19	103	1	0	1.000
2022	.184	15-13	49	9	9	0	1	0	4	11	.224	4	0	8	0	.245	0	5	1-2	9	0	1	.900
TOTAL	.290	167-148	599	131	174	20	1	2	50	202	.337	73	5	104	8	.371	3	18	57-69	330	3	3	.991

### 2022 GAME-BY-GAME

Date	Opponent	Pos	AB	R	H	RBI	2B	3B	HR	BB	SB	CS	HBP	SAC	SF	GDP	K	PO	A	E	Avg	
Feb 18	vs Manhattan	*of	2	1	1	0	0	1	0	1	0	0	0	0	0	0	0	0	0	0	0	.500
Feb 19	at Stetson	*of	3	0	0	1	0	0	0	1	0	0	0	1	0	0	1	0	0	0	0	.200
Feb 20	vs Delaware	*of	4	0	0	0	0	0	0	0	0	0	0	0	0	0	0	2	0	0	0	.111
Feb 25	vs Marist	*of	3	2	1	0	0	0	0	0	0	0	0	0	0	0	0	2	0	0	0	.167
Feb 26	vs Monmouth-1	*of	4	1	1	0	0	0	0	0	0	0	0	0	0	0	0	0	0	0	0	.188
Feb 26	vs Monmouth-2	*dh	5	0	0	0	0	0	0	0	0	0	0	0	0	0	1	0	0	0	0	.143
Mar 04	vs Illinois	*dh	5	0	1	2	0	0	0	0	0	0	0	0	0	0	2	0	0	0	0	.154
Mar 05	vs Michigan State	*dh	3	0	0	0	0	0	0	1	0	0	0	0	0	0	0	0	0	0	0	.138
Mar 06	at Minnesota Goph	*dh	2	0	0	1	0	0	0	0	0	0	0	1	0	0	0	0	0	0	0	.129
Mar 08	at Elon	ph/of	1	0	0	0	0	0	0	1	0	0	0	0	0	0	0	2	0	1	0	.125
Mar 13	at NC State	*dh	4	1	1	0	0	0	0	0	0	0	0	0	0	0	1	0	0	0	0	.139
Mar 15	VALPARAISO	of	1	1	1	0	0	0	0	0	0	0	0	0	0	0	0	0	0	0	0	.162
Mar 18	at Louisville	*of	6	2	2	0	0	0	0	0	1	0	0	0	0	0	2	0	0	0	0	.186
Mar 19	at Louisville	*of	3	0	1	0	0	0	0	0	0	1	0	1	0	0	0	2	0	0	0	.196
Mar 20	at Louisville	*of	3	1	0	0	0	0	0	0	0	0	0	2	0	0	1	1	0	0	0	.184
Totals			13gs	49	9	9	4	0	1	0	4	1	1	0	5	0	0	8	9	0	1	.184

On base pct. .245 • Slugging pct. .224



# 2022 NOTRE DAME BASEBALL GAME NOTES

## #3 DAVID LAMANNA



Graduate Student/C

**Career Highs**

**Hits:** 4 (5/2/21 vs. UNC)

**Runs:** 4 (3/8/20 at UNC)

**HR:** 1 (6x, MR at MSU 6/13/21)

**RBI:** 4 (5/2/21 vs. UNC)

**SB:** 1 (9x, MR 2/19/22 at SU)

**News & Notes**

- 2022 Team Captain
- 2022 Buster Posey National Collegiate Catcher of the Year Watch List

### CAREER SUMMARY

Year	avg	gp-gs	ab	r	h	2b	3b	hr	rbi	tb	slg%	bb	hbp	so	gdp	ob%	sf	sh	sb-att	po	a	e	fld%
2018	.234	52-46	167	16	39	5	0	1	16	47	.281	7	3	29	6	.274	2	3	1-4	280	47	10	.970
2019	.272	42-33	114	10	31	6	0	0	12	37	.325	20	2	21	2	.387	1	4	3-3	265	38	4	.987
2020	.303	11-10	33	11	10	4	0	0	7	14	.424	9	1	3	0	.465	0	1	2-2	90	12	0	1.000
2021	.234	44-39	145	24	34	7	1	5	29	58	.400	18	4	23	2	.333	1	1	2-3	296	31	2	.994
2022	.375	12-10	32	8	12	1	0	0	6	13	.406	4	2	3	0	.462	1	0	1-2	77	21	0	1.000
TOTAL	.257	161-138	491	69	126	23	1	6	70	169	.344	58	12	79	10	.346	5	9	9-14	1008	149	16	.986

### 2022 GAME-BY-GAME

Date	Opponent	Pos	AB	R	H	RBI	2B	3B	HR	BB	SB	CS	HBP	SAC	SF	GDP	K	PO	A	E	Avg
Feb 18	vs Manhattan	*c	2	0	2	0	0	0	0	0	0	0	0	0	0	0	0	6	1	0	1.000
Feb 19	at Stetson	*c	4	1	2	2	0	0	0	0	1	0	0	0	0	0	1	11	4	0	.667
Feb 25	vs Marist	*c	2	1	0	0	0	0	0	0	0	0	0	0	0	0	0	4	0	0	.500
Feb 26	vs Monmouth-1	*c	5	2	3	0	0	0	0	0	0	0	0	0	0	0	0	10	3	0	.538
Mar 04	vs Illinois	*c	2	1	1	0	0	0	0	1	0	1	1	0	0	0	0	8	1	0	.533
Mar 05	vs Michigan State	*c	3	0	0	0	0	0	0	0	0	0	0	0	0	0	0	8	1	0	.444
Mar 08	at Elon	*c	2	1	1	1	0	0	0	0	0	0	1	0	0	0	0	4	2	0	.450
Mar 11	at NC State	ph/d	2	0	0	0	0	0	0	0	0	0	0	0	0	0	0	0	0	0	.409
Mar 13	at NC State	*c	3	1	0	0	0	0	0	2	0	0	0	0	0	0	2	7	3	0	.360
Mar 18	at Louisville	*c	4	0	2	2	1	0	0	1	0	0	0	0	0	0	0	7	3	0	.379
Mar 20	at Louisville	*c	3	1	1	1	0	0	0	0	0	0	0	0	1	0	0	10	3	0	.375
Mar 25	VIRGINIA TECH	c	0	0	0	0	0	0	0	0	0	0	0	0	0	0	0	2	0	0	.375
Totals		10gs	32	8	12	6	1	0	0	4	1	1	2	0	1	0	3	77	21	0	.375

On base pct. .462 • Slugging pct. .406

# 2022 NOTRE DAME BASEBALL GAME NOTES

## #4 CARTER PUTZ



Senior/INF

### Career Highs

Hits: 4 (4/13/21 vs. CMU)

Runs: 3 (8x, MR 2/26/22~1 vs. MU)

HR: 2 (6/6/21 vs. CMU)

RBI: 5 (6/6/21 vs. CMU)

### News & Notes

- 2022 Team Captain
- Tied a career high with three runs against Manhattan (2/18/22) and Monmouth (2/26/22~1)

### CAREER SUMMARY

Year	avg	gp-gs	ab	r	h	2b	3b	hr	rbi	tb	slg%	bb	hbp	so	gdp	ob%	sf	sh	sb-att	po	a	e	fld%
2019	.264	52-47	174	27	46	8	1	1	19	59	.339	19	1	41	4	.335	3	6	5-6	21	15	2	.947
2020	.316	11-10	38	11	12	2	1	1	10	19	.500	13	1	7	0	.481	2	0	3-4	0	0	0	.000
2021	.305	47-47	187	40	57	11	3	6	45	92	.492	17	5	32	3	.369	5	1	3-3	0	0	0	.000
2022	.333	17-17	63	19	21	1	2	2	15	32	.508	9	0	17	1	.405	2	0	2-2	137	7	0	1.000
TOTAL	.294	127-121	462	97	136	22	7	10	89	202	.437	58	7	97	8	.373	12	7	13-15	158	22	2	.989

### 2022 GAME-BY-GAME

Date	Opponent	Pos	AB	R	H	RBI	2B	3B	HR	BB	SB	CS	HBP	SAC	SF	GDP	K	PO	A	E	Avg
Feb 18	vs Manhattan	*1b	3	3	2	0	0	1	0	1	0	0	0	0	0	0	0	4	0	0	.667
Feb 19	at Stetson	*1b	4	0	0	0	0	0	0	0	0	0	0	0	0	0	1	11	1	0	.286
Feb 20	vs Delaware	*1b	4	1	2	2	0	0	0	0	0	0	0	0	0	0	0	8	1	0	.364
Feb 25	vs Marist	*1b	4	1	1	1	0	1	0	0	0	0	0	0	0	0	1	4	1	0	.333
Feb 26	vs Monmouth-1	*1b	4	3	2	3	0	0	1	0	0	0	0	0	1	0	1	11	0	0	.368
Feb 26	vs Monmouth-2	*1b	3	2	1	2	0	0	0	1	0	0	0	0	0	0	2	6	0	0	.364
Mar 04	vs Illinois	*1b	3	0	1	0	0	0	0	1	1	0	0	0	0	0	0	5	2	0	.360
Mar 05	vs Michigan State	*1b	2	0	0	0	0	0	0	1	0	0	0	0	0	0	0	9	0	0	.333
Mar 06	at Minnesota Goph	*1b	4	0	1	1	1	0	0	0	0	0	0	0	0	0	2	8	0	0	.323
Mar 08	at Elon	*1b	3	2	2	1	0	0	0	1	0	0	0	0	0	0	0	4	0	0	.353
Mar 11	at NC State	*1b	5	2	1	1	0	0	1	1	0	0	0	0	0	0	2	14	0	0	.333
Mar 13	at NC State	*1b	4	2	3	2	0	0	0	0	0	0	0	0	1	0	0	13	0	0	.372
Mar 15	VALPARAISO	*1b	3	0	1	0	0	0	0	1	0	0	0	0	0	0	0	6	0	0	.370
Mar 18	at Louisville	*1b	5	2	2	1	0	0	0	0	0	0	0	0	0	0	2	9	1	0	.373
Mar 19	at Louisville	*1b	4	0	0	0	0	0	0	0	0	0	0	0	0	1	3	8	0	0	.345
Mar 20	at Louisville	*1b	4	1	1	1	0	0	0	1	0	0	0	0	0	0	3	6	1	0	.339
Mar 25	VIRGINIA TECH	*1b	4	0	1	0	0	0	0	1	1	0	0	0	0	0	0	11	0	0	.333
Totals			17gs	63	19	21	15	1	2	2	9	2	0	0	2	1	17	137	7	0	.333

On base pct. .405 • Slugging pct. .508

# 2022 NOTRE DAME BASEBALL GAME NOTES

## #6 TJ WILLIAMS



**Sophomore/OF**

**Career Highs**

**Hits:** 2 (4x, MR 3/8/22 at EU)  
**Runs:** 2 (5x, MR 3/15/22 vs. Valpo)  
**HR:** 1 (3/4/22 vs. ILL)  
**RBI:** 2 (2x, MR 2/25/22 vs. MC)  
**SB:** 1 (3/1/22 at NCST)

**News & Notes**

- Named to the 2022 Cambria College Classic All-Tournament Team
- Tied a career high with 2 hits, 2 runs and hit his first career home run against Illinois (3/4/22)
- Tied a career high with 2 hits and 2 runs against Monmouth (2/26/22~2)
- Tied a career high with 2 hits, 2 runs and 2 RBI against Marist (2/25/22)

### CAREER SUMMARY

Year	avg	gp-gs	ab	r	h	2b	3b	hr	rbi	tb	slg%	bb	hbp	so	gdp	ob%	sf	sh	sb-att	po	a	e	fld%
2021	.333	12-0	6	7	2	0	0	0	3	2	.333	3	0	3	0	.556	0	0	0-0	4	0	1	.800
2022	.326	12-9	43	12	14	2	2	1	7	23	.535	2	1	6	0	.370	0	2	2-2	23	1	2	.923
TOTAL	.327	24-9	49	19	16	2	2	1	10	25	.510	5	1	9	0	.400	0	2	2-2	27	1	3	.903

### 2022 GAME-BY-GAME

Date	Opponent	Pos	AB	R	H	RBI	2B	3B	HR	BB	SB	CS	HBP	SAC	SF	GDP	K	PO	A	E	Avg
Feb 18	vs Manhattan	ph/of	3	0	0	0	0	0	0	0	0	0	0	0	0	0	2	0	0	0	.000
Feb 25	vs Marist	ph/of	3	2	2	2	0	0	0	0	0	0	0	0	0	0	0	4	0	0	.333
Feb 26	vs Monmouth-1	of	2	0	1	1	0	0	0	0	0	0	0	0	0	0	0	0	0	0	.375
Feb 26	vs Monmouth-2	*of	3	2	2	1	0	1	0	0	0	0	0	1	0	0	1	0	0	0	.455
Mar 04	vs Illinois	*of	4	2	2	1	0	0	1	0	0	0	0	0	0	0	0	5	1	0	.467
Mar 05	vs Michigan State	*of	2	1	1	0	1	0	0	0	0	0	0	1	0	0	0	4	0	0	.471
Mar 06	at Minnesota Goph	*of	3	0	0	0	0	0	0	1	0	0	0	0	0	0	0	1	0	0	.400
Mar 08	at Elon	*of	3	1	2	0	0	0	0	0	0	0	1	0	0	0	0	5	0	0	.435
Mar 11	at NC State	*of	6	1	1	0	0	0	0	0	1	0	0	0	0	0	1	4	0	1	.379
Mar 13	at NC State	*of	5	1	1	1	0	1	0	0	0	0	0	0	0	0	1	0	0	0	.353
Mar 15	VALPARAISO	*of	4	2	1	1	0	0	0	1	1	0	0	0	0	0	0	0	0	0	.342
Mar 25	VIRGINIA TECH	*of	5	0	1	0	1	0	0	0	0	0	0	0	0	0	1	0	0	1	.326
Totals		9gs	43	12	14	7	2	2	1	2	2	0	1	2	0	0	6	23	1	2	.326

On base pct. .370 • Slugging pct. .535

#7 JACK ZYSKA



**Senior/OF**

**Career Highs**  
**Hits:** 3 (4/6/19 vs. UVA-1)  
**Runs:** 3 (5/14/19 at NU)  
**HR:** 1 (8x, MR 3/18/22 at UL)  
**RBI:** 4 (4/16/19 vs. NU)

**News & Notes**

.

**CAREER SUMMARY**

Year	avg	gp-gs	ab	r	h	2b	3b	hr	rbi	tb	slg%	bb	hbp	so	gdp	ob%	sf	sh	sb-att	po	a	e	fld%
2019	.211	44-30	114	15	24	6	1	2	21	38	.333	12	1	26	2	.285	3	3	2-3	38	0	3	.927
2020	.238	7-5	21	3	5	1	0	2	5	12	.571	1	1	1	0	.304	0	0	0-0	4	0	0	1.000
2021	.189	20-11	37	4	7	1	0	0	0	8	.216	8	0	14	0	.333	0	1	5-5	17	1	1	.947
2022	.409	9-3	22	6	9	1	0	4	7	22	1.000	0	0	2	0	.409	0	0	0-1	0	0	0	.000
<b>TOTAL</b>	<b>.232</b>	<b>80-49</b>	<b>194</b>	<b>28</b>	<b>45</b>	<b>9</b>	<b>1</b>	<b>8</b>	<b>33</b>	<b>80</b>	<b>.412</b>	<b>21</b>	<b>2</b>	<b>43</b>	<b>2</b>	<b>.309</b>	<b>3</b>	<b>4</b>	<b>7-9</b>	<b>59</b>	<b>1</b>	<b>4</b>	<b>.938</b>

**2022 GAME-BY-GAME**

Date	Opponent	Pos	AB	R	H	RBI	2B	3B	HR	BB	SB	CS	HBP	SAC	SF	GDP	K	PO	A	E	Avg	
Feb 18	vs Manhattan	ph/of	2	2	2	1	1	0	1	0	0	0	0	0	0	0	0	0	0	0	0	1.000
Feb 25	vs Marist	of	3	1	1	2	0	0	1	0	0	0	0	0	0	0	1	0	0	0	.600	
Feb 26	vs Monmouth-1	ph/of	1	0	0	0	0	0	0	0	0	0	0	0	0	0	1	0	0	0	.500	
Mar 08	at Elon	of	2	0	1	0	0	0	0	0	0	0	0	0	0	0	0	0	0	0	.500	
Mar 15	VALPARAISO	ph/d	1	1	1	2	0	0	1	0	0	0	0	0	0	0	0	0	0	0	.556	
Mar 18	at Louisville	*dh	5	2	2	2	0	0	1	0	0	0	0	0	0	0	0	0	0	0	.500	
Mar 19	at Louisville	*dh	3	0	0	0	0	0	0	0	0	0	0	0	0	0	0	0	0	0	.412	
Mar 20	at Louisville	*dh	4	0	2	0	0	0	0	0	0	1	0	0	0	0	0	0	0	0	.429	
Mar 25	VIRGINIA TECH	ph	1	0	0	0	0	0	0	0	0	0	0	0	0	0	0	0	0	0	.409	
<b>Totals</b>		<b>3gs</b>	<b>22</b>	<b>6</b>	<b>9</b>	<b>7</b>	<b>1</b>	<b>0</b>	<b>4</b>	<b>0</b>	<b>0</b>	<b>1</b>	<b>0</b>	<b>0</b>	<b>0</b>	<b>0</b>	<b>2</b>	<b>0</b>	<b>0</b>	<b>0</b>	<b>.409</b>	

On base pct. .409 • Slugging pct. 1.000

#8 DANNY NERI



**Sophomore/C**  
**Career Highs**  
**Hits:** 2 (3/8/22 at EU)  
**Runs:** 2 (4/5/21 at UP)  
**HR:** -  
**RBI:** 3 (2/26/22~2 vs. MU)

**News & Notes**

- Set a career high with 2 hits at Elon (3/8/22)
- Set a career high with 3 RBI against Monmouth (2/26/22~2)

CAREER SUMMARY

Year	avg	gp-gs	ab	r	h	2b	3b	hr	rbi	tb	slg%	bb	hbp	so	gdp	ob%	sf	sh	sb-att	po	a	e	fld%
2021	.261	13-8	23	3	6	0	0	0	1	6	.261	1	2	4	0	.346	0	0	1-1	60	5	0	1.000
2022	.259	10-7	27	3	7	2	1	0	7	11	.407	2	2	6	0	.344	1	0	1-1	86	20	0	1.000
TOTAL	.260	23-15	50	6	13	2	1	0	8	17	.340	3	4	10	0	.345	1	0	2-2	146	25	0	1.000

2022 GAME-BY-GAME

Date	Opponent	Pos	AB	R	H	RBI	2B	3B	HR	BB	SB	CS	HBP	SAC	SF	GDP	K	PO	A	E	Avg
Feb 18	vs Manhattan	c	1	1	0	0	0	0	0	0	0	0	1	0	0	0	1	6	2	0	.000
Feb 20	vs Delaware	*c	2	0	0	1	0	0	0	0	0	0	0	0	1	0	0	11	1	0	.000
Feb 25	vs Marist	c	0	0	0	0	0	0	0	0	0	0	0	0	0	0	0	1	0	0	.000
Feb 26	vs Monmouth-2	*c	4	0	1	3	0	1	0	0	0	0	0	0	0	0	1	14	3	0	.143
Mar 06	at Minnesota Goph	*c	4	0	1	1	0	0	0	0	0	0	0	0	0	0	1	11	2	0	.182
Mar 08	at Elon	c	2	0	2	1	0	0	0	0	0	0	0	0	0	0	0	7	1	0	.308
Mar 11	at NC State	*c	6	0	1	1	1	0	0	0	0	0	0	0	0	0	2	12	4	0	.263
Mar 15	VALPARAISO	*c	3	1	1	0	1	0	0	1	0	0	0	0	0	0	0	9	2	0	.273
Mar 19	at Louisville	*c	3	0	0	0	0	0	1	1	0	0	0	0	0	0	1	8	2	0	.240
Mar 25	VIRGINIA TECH	*c	2	1	1	0	0	0	0	0	0	1	0	0	0	0	0	7	3	0	.259
Totals		7gs	27	3	7	7	2	1	0	2	1	0	2	0	1	0	6	86	20	0	.259

On base pct. .344 • Slugging pct. .407



# 2022 NOTRE DAME BASEBALL GAME NOTES

## #9 JACK BRANNIGAN



**Junior/INF,RHP**

**Career Highs**

**Hits:** 4 (3/13/21 vs. UVA)

**Runs:** 3 (3/6/20 at UNC)

**RBI:** 5 (3/8/20 at UNC)

**IP:** 2.2 (3/7/20 at UNC)

**Strikeouts:** 4 (3/11/22 at NCST)

**News & Notes**

- Tied a career high with 3 strikeouts against Monmouth (2/26/22~2)

### CAREER SUMMARY

Year	avg	gp-gs	ab	r	h	2b	3b	hr	rbi	tb	slg%	bb	hbp	so	gdp	ob%	sf	sh	sb-att	po	a	e	fld%
2020	.255	13-13	47	14	12	3	1	1	11	20	.426	6	3	13	0	.356	3	0	3-3	14	20	3	.919
2021	.295	47-47	173	31	51	12	2	6	29	85	.491	22	4	62	1	.385	1	2	8-13	27	106	8	.943
2022	.313	17-17	64	16	20	8	1	3	16	39	.609	5	2	9	0	.370	2	0	3-3	8	24	1	.970
<b>TOTAL</b>	<b>.292</b>	<b>77-77</b>	<b>284</b>	<b>61</b>	<b>83</b>	<b>23</b>	<b>4</b>	<b>10</b>	<b>56</b>	<b>144</b>	<b>.507</b>	<b>33</b>	<b>9</b>	<b>84</b>	<b>1</b>	<b>.377</b>	<b>6</b>	<b>2</b>	<b>14-19</b>	<b>49</b>	<b>150</b>	<b>12</b>	<b>.943</b>

Year	era	w-l	app	gs	cg	sho	sv	ip	h	r	er	bb	so	2b	3b	hr	bf	bavg	wp	hbp	bk	sfa	sha
2020	1.93	1-0	4	0	0	0/1	0	4.2	1	1	1	3	2	1	0	0	18	.077	0	1	0	1	0
2021	11.25	1-0	6	0	0	0/1	3	4.0	4	5	5	3	7	0	0	0	19	.250	3	0	0	0	0
2022	17.36	1-2	6	0	0	0/1	0	4.2	5	10	9	6	11	1	0	2	26	.250	2	0	1	0	0
<b>TOTAL</b>	<b>10.12</b>	<b>3-2</b>	<b>16</b>	<b>0</b>	<b>0</b>	<b>0/3</b>	<b>3</b>	<b>13.1</b>	<b>10</b>	<b>16</b>	<b>15</b>	<b>12</b>	<b>20</b>	<b>2</b>	<b>0</b>	<b>2</b>	<b>63</b>	<b>.204</b>	<b>5</b>	<b>1</b>	<b>1</b>	<b>1</b>	<b>0</b>

### 2022 GAME-BY-GAME

Date	Opponent	Pos	AB	R	H	RBI	2B	3B	HR	BB	SB	CS	HBP	SAC	SF	GDP	K	PO	A	E	Avg	
Feb 18	vs Manhattan	*3b	4	2	2	4	0	1	0	0	0	0	0	0	0	0	0	0	0	0	.500	
Feb 19	at Stetson	*3b	4	1	0	0	0	0	0	0	1	0	0	0	0	0	1	0	3	1	.250	
Feb 20	vs Delaware	*3b	3	0	1	1	1	0	0	1	1	0	0	0	0	0	0	0	2	0	.273	
Feb 25	vs Marist	*3b	3	1	1	1	1	0	0	0	0	0	0	0	0	0	2	0	0	0	.286	
Feb 26	vs Monmouth-1	*3b	3	1	1	0	1	0	0	1	1	0	0	0	0	0	0	0	2	0	.294	
Feb 26	vs Monmouth-2	*3b/p	3	2	1	0	0	0	0	0	0	1	0	0	0	0	1	0	3	0	.300	
Mar 04	vs Illinois	*3b/p	4	0	0	0	0	0	0	0	0	0	0	0	0	0	1	1	1	0	.250	
Mar 05	vs Michigan State	*3b	3	1	1	1	0	0	1	0	0	0	0	0	0	0	0	0	1	0	.259	
Mar 06	at Minnesota Goph	*3b	4	1	1	0	1	0	0	0	0	0	0	0	0	0	0	0	1	0	.258	
Mar 08	at Elon	*3b/1	4	0	0	1	0	0	0	0	0	0	0	0	1	0	0	1	1	0	.229	
Mar 11	at NC State	*3b/p	5	1	3	1	0	0	0	1	0	0	0	0	0	0	0	2	2	0	.275	
Mar 13	at NC State	*3b	5	1	1	1	0	0	0	0	0	0	0	0	0	0	1	0	1	0	.267	
Mar 15	VALPARAISO	*3b	3	1	1	1	1	0	0	1	0	0	0	0	1	0	1	2	4	0	.271	
Mar 18	at Louisville	*3b	4	1	2	2	0	0	0	0	0	0	1	0	0	0	1	0	0	0	.288	
Mar 19	at Louisville	*3b/p	4	1	2	1	1	0	1	0	0	0	0	0	0	0	1	2	1	0	.304	
Mar 20	at Louisville	*3b/p	3	1	2	0	2	0	0	1	0	0	0	0	0	0	0	0	2	0	.322	
Mar 25	VIRGINIA TECH	*3b/p	5	1	1	2	0	0	1	0	0	0	0	0	0	0	0	0	0	0	.312	
<b>Totals</b>			<b>17gs</b>	<b>64</b>	<b>16</b>	<b>20</b>	<b>16</b>	<b>8</b>	<b>1</b>	<b>3</b>	<b>5</b>	<b>3</b>	<b>0</b>	<b>2</b>	<b>0</b>	<b>2</b>	<b>0</b>	<b>9</b>	<b>8</b>	<b>24</b>	<b>1</b>	<b>.312</b>

On base pct. .370 • Slugging pct. .609

Date	Opponent	GS	IP	H	R	ER	BB	SO	2B	3B	HR	WP	BK	HBP	IBB	Score	W-L	Sv	ERA	NP
Feb 26	vs Monmouth-2		1.0	0	0	0	0	3	0	0	0	0	0	0	0	9-0	0-0	0	0.00	14
Mar 04	vs Illinois		1.0	0	0	0	1	1	0	0	0	0	0	0	0	6-1	0-0	0	0.00	13
Mar 11	at NC State		1.2	0	0	0	1	4	0	0	0	1	0	0	0	8-4	1-0	0	0.00	27
Mar 19	at Louisville		0.0	1	3	3	1	0	0	0	1	1	0	0	0	1-8	1-0	0	7.36	12
Mar 20	at Louisville		1.0	2	3	3	1	3	0	0	1	0	1	0	0	5-7	1-1	0	11.57	23
Mar 25	VIRGINIA TECH		0.0	2	4	3	2	0	1	0	0	0	0	0	1	5-10	1-2	0	17.36	12
<b>Totals</b>		<b>0</b>	<b>4.2</b>	<b>5</b>	<b>10</b>	<b>9</b>	<b>6</b>	<b>11</b>	<b>1</b>	<b>0</b>	<b>2</b>	<b>2</b>	<b>1</b>	<b>0</b>	<b>1</b>	<b>34-30</b>	<b>1-2</b>	<b>0</b>	<b>17.36</b>	<b>-</b>

# #11 JACK PENNEY



**Freshman/INF**

**Career Highs**  
**Hits:** 2 (3/15/22 vs. Valpo)  
**Runs:** 2 (2x, MR 3/15/22 vs. Valpo)  
**HR:** -  
**RBI:** 2 (2/26/22~1 vs. MU)

**News & Notes**

- Set a career high with 2 hits and tied a career high with 2 runs against Valpo (3/15/22)
- Set a career high with 2 runs against Monmouth (2/26/22~2)
- Set a career high with 2 hits against Marist (2/25/22)
- Made his collegiate debut against Manhattan (2/18/22)

## CAREER SUMMARY

Year	avg	gp-gs	ab	r	h	2b	3b	hr	rbi	tb	slg%	bb	hbp	so	gdp	ob%	sf	sh	sb-att	po	a	e	fld%
2022	.294	12-2	17	5	5	3	1	0	5	10	.588	2	0	4	0	.350	1	0	1-1	9	3	0	1.000
TOTAL	.294	12-2	17	5	5	3	1	0	5	10	.588	2	0	4	0	.350	1	0	1-1	9	3	0	1.000

## 2022 GAME-BY-GAME

Date	Opponent	Pos	AB	R	H	RBI	2B	3B	HR	BB	SB	CS	HBP	SAC	SF	GDP	K	PO	A	E	Avg	
Feb 18	vs Manhattan	ph/2	1	0	0	1	0	0	0	1	0	0	0	0	1	0	0	0	0	0	0	.000
Feb 25	vs Marist	ss	1	2	1	0	1	0	0	1	0	0	0	0	0	0	0	0	0	0	0	.500
Feb 26	vs Monmouth-1	ph/ss	2	0	1	2	0	1	0	0	0	0	0	0	0	0	0	1	0	0	0	.500
Feb 26	vs Monmouth-2	3b	0	0	0	0	0	0	0	0	0	0	0	0	0	0	0	0	0	0	0	.500
Mar 04	vs Illinois	3b	0	0	0	0	0	0	0	0	0	0	0	0	0	0	0	0	1	0	0	.500
Mar 06	at Minnesota Goph	2b	2	0	0	0	0	0	0	0	0	0	0	0	0	0	0	0	2	2	0	.333
Mar 08	at Elon	*2b	6	1	1	1	0	0	0	0	0	0	0	0	0	0	0	1	2	1	0	.250
Mar 11	at NC State	3b	1	0	0	0	0	0	0	0	0	0	0	0	0	0	0	1	0	0	0	.231
Mar 15	VALPARAISO	*2b	4	2	2	1	2	0	0	0	1	0	0	0	0	0	1	4	0	0	0	.294
Mar 19	at Louisville	3b	0	0	0	0	0	0	0	0	0	0	0	0	0	0	0	0	0	0	0	.294
Mar 20	at Louisville	3b	0	0	0	0	0	0	0	0	0	0	0	0	0	0	0	0	0	0	0	.294
Mar 25	VIRGINIA TECH	3b	0	0	0	0	0	0	0	0	0	0	0	0	0	0	0	0	0	0	0	.294
Totals		2gs	17	5	5	5	3	1	0	2	1	0	0	0	1	0	4	9	3	0	0	.294

On base pct. .350 • Slugging pct. .588

## #13 JOEY SPENCE



Freshman/C

**Career Highs**

**Hits:** 1 (2x, MR 2/25/22 vs. MC)

**Runs:** 1 (2/25/22 vs. MC)

**HR:** -

**RBI:** 1 (2x, MR 2/25/22 vs. MC)

**News & Notes**

- Made his collegiate debut against Manhattan (2/18/22)

### CAREER SUMMARY

Year	avg	gp-gs	ab	r	h	2b	3b	hr	rbi	tb	slg%	bb	hbp	so	gdp	ob%	sf	sh	sb-att	po	a	e	fld%
2022	.250	6-1	8	1	2	2	0	0	2	4	.500	1	0	2	0	.333	0	0	0-0	7	1	0	1.000
TOTAL	.250	6-1	8	1	2	2	0	0	2	4	.500	1	0	2	0	.333	0	0	0-0	7	1	0	1.000

### 2022 GAME-BY-GAME

Date	Opponent	Pos	AB	R	H	RBI	2B	3B	HR	BB	SB	CS	HBP	SAC	SF	GDP	K	PO	A	E	Avg
Feb 18	vs Manhattan	1b	1	0	1	1	1	0	0	1	0	0	0	0	0	0	0	4	1	0	1.000
Feb 25	vs Marist	1b	2	1	1	1	1	0	0	0	0	0	0	0	0	0	0	2	0	0	.667
Feb 26	vs Monmouth-1	ph/1	1	0	0	0	0	0	0	0	0	0	0	0	0	0	1	1	0	0	.500
Mar 08	at Elon	ph	1	0	0	0	0	0	0	0	0	0	0	0	0	0	0	0	0	0	.400
Mar 11	at NC State	*dh	2	0	0	0	0	0	0	0	0	0	0	0	0	0	1	0	0	0	.286
Mar 15	VALPARAISO	ph	1	0	0	0	0	0	0	0	0	0	0	0	0	0	0	0	0	0	.250
Totals		1gs	8	1	2	2	2	0	0	1	0	0	0	0	0	0	2	7	1	0	.250

On base pct. .333 • Slugging pct. .500

# #14 ZACK PRAJZNER



**Senior/INF**

**Career Highs**  
**Hits:** 4 (5/26/21 vs. VT)  
**Runs:** 3 (2x, MR 3/8/22 at EU)  
**HR:** 1 (9x, MR 6/12/21 at MSU)  
**RBI:** 4 (6/12/21 at MSU)

**News & Notes**

- Tied a career high with 3 runs against Elon (3/8/22)

## CAREER SUMMARY

Year	avg	gp-gs	ab	r	h	2b	3b	hr	rbi	tb	slg%	bb	hbp	so	gdp	ob%	sf	sh	sb-att	po	a	e	fld%
2019	.261	43-30	92	11	24	5	0	1	8	32	.348	8	10	23	5	.382	0	5	2-3	45	80	10	.926
2020	.306	13-13	49	13	15	3	0	2	8	24	.490	10	1	8	0	.433	0	2	0-1	21	28	5	.907
2021	.280	47-47	157	32	44	8	0	6	23	70	.446	21	6	42	1	.380	3	5	3-6	63	135	8	.961
2022	.250	17-17	56	15	14	3	0	1	8	20	.357	9	2	14	0	.368	1	1	1-2	19	32	1	.981
<b>TOTAL</b>	<b>.274</b>	<b>120-107</b>	<b>354</b>	<b>71</b>	<b>97</b>	<b>19</b>	<b>0</b>	<b>10</b>	<b>47</b>	<b>146</b>	<b>.412</b>	<b>48</b>	<b>19</b>	<b>87</b>	<b>6</b>	<b>.386</b>	<b>4</b>	<b>13</b>	<b>6-12</b>	<b>148</b>	<b>275</b>	<b>24</b>	<b>.946</b>


## 2022 GAME-BY-GAME

Date	Opponent	Pos	AB	R	H	RBI	2B	3B	HR	BB	SB	CS	HBP	SAC	SF	GDP	K	PO	A	E	Avg
Feb 18	vs Manhattan	*ss	4	1	2	1	0	0	0	0	0	0	0	0	0	0	1	2	4	0	.500
Feb 19	at Stetson	*ss	4	2	1	0	0	0	0	0	1	0	0	0	0	0	0	0	1	0	.375
Feb 20	vs Delaware	*ss	3	1	1	0	1	0	0	1	0	0	0	0	0	0	0	1	1	0	.364
Feb 25	vs Marist	*ss	3	1	1	0	0	0	0	0	0	0	0	0	0	0	1	1	2	0	.357
Feb 26	vs Monmouth-1	*ss	2	1	0	1	0	0	0	1	0	0	0	0	1	0	0	2	2	0	.312
Feb 26	vs Monmouth-2	*ss	3	1	1	3	0	0	0	0	0	0	1	0	0	0	0	1	0	0	.316
Mar 04	vs Illinois	*ss	3	1	0	0	0	0	0	1	0	0	0	0	0	0	3	2	3	0	.273
Mar 05	vs Michigan State	*ss	3	0	0	0	0	0	0	0	0	0	0	0	0	0	0	2	4	0	.240
Mar 06	at Minnesota Goph	*ss	2	0	1	0	0	0	0	1	0	0	0	1	0	0	1	1	3	0	.259
Mar 08	at Elon	*ss	5	3	3	0	2	0	0	0	0	0	0	0	0	0	1	0	1	0	.312
Mar 11	at NC State	*ss	5	1	2	2	0	0	1	0	0	0	0	0	0	0	1	0	4	0	.324
Mar 13	at NC State	*ss	3	1	0	0	0	0	0	0	0	0	1	0	0	0	2	2	3	0	.300
Mar 15	VALPARAISO	*ss	5	0	0	0	0	0	0	0	0	0	0	0	0	0	0	1	1	0	.267
Mar 18	at Louisville	*ss	3	1	0	0	0	0	0	2	0	0	0	0	0	0	1	2	0	1	.250
Mar 19	at Louisville	*ss	2	0	0	0	0	0	0	1	0	0	0	0	0	0	1	1	0	0	.240
Mar 20	at Louisville	*ss	2	1	0	0	0	0	0	2	0	0	0	0	0	0	0	0	0	0	.231
Mar 25	VIRGINIA TECH	*ss	4	0	2	1	0	0	0	0	1	0	0	0	0	0	2	1	3	0	.250
<b>Totals</b>			<b>17gs</b>		<b>56</b>	<b>15</b>	<b>14</b>	<b>8</b>	<b>3</b>	<b>0</b>	<b>1</b>	<b>1</b>	<b>2</b>	<b>1</b>	<b>1</b>	<b>0</b>	<b>14</b>	<b>19</b>	<b>32</b>	<b>1</b>	<b>.250</b>

On base pct. .368 • Slugging pct. .357

# 2022 NOTRE DAME BASEBALL GAME NOTES

## #16 JARED MILLER



Graduate Student/INF

**Career Highs**

**Hits:** 4 (2x, MR 3/14/21 at UVA)

**Runs:** 4 (2/28/21 at WF)

**HR:** 1 (5x, MR 5/26/21 vs. VT)

**RBI:** 4 (3/5/21 at CU)

**SB:** 3 (3/7/21 at CU)

**News & Notes**

- 2x Team Captain (2021, 2020)

### CAREER SUMMARY

Year	avg	gp-gs	ab	r	h	2b	3b	hr	rbi	tb	slg%	bb	hbp	so	gdp	ob%	sf	sh	sb-att	po	a	e	fld%
2018	.169	33-18	59	10	10	0	0	0	6	10	.169	6	4	10	1	.286	1	2	2-2	13	36	3	.942
2019	.223	54-54	184	21	41	7	0	1	22	51	.277	22	3	40	2	.313	2	7	13-14	88	132	19	.921
2020	.255	12-12	51	5	13	6	0	0	10	19	.373	5	1	5	1	.328	1	2	4-5	17	21	3	.927
2021	.257	39-37	144	32	37	11	3	4	24	66	.458	12	5	31	4	.335	0	3	7-11	83	106	1	.995
2022	.275	15-15	51	14	14	3	0	0	7	17	.333	9	2	10	1	.391	2	0	3-4	28	40	1	.986
TOTAL	.235	153-136	489	82	115	27	3	5	69	163	.333	54	15	96	9	.326	6	14	29-36	229	335	27	.954


### 2022 GAME-BY-GAME

Date	Opponent	Pos	AB	R	H	RBI	2B	3B	HR	BB	SB	CS	HBP	SAC	SF	GDP	K	PO	A	E	Avg
Feb 18	vs Manhattan	*2b	2	1	1	2	0	0	0	0	0	0	0	0	1	0	1	3	1	0	.500
Feb 19	at Stetson	*2b	3	0	0	0	0	0	0	0	0	0	1	0	0	0	0	3	1	0	.200
Feb 20	vs Delaware	*2b	3	1	1	0	0	0	0	1	0	1	0	0	0	0	0	3	3	0	.250
Feb 25	vs Marist	*2b	3	1	1	0	0	0	0	1	0	0	0	0	0	0	2	1	2	0	.273
Feb 26	vs Monmouth-1	*2b	2	2	2	1	0	0	0	4	1	0	0	0	0	0	0	2	5	0	.385
Feb 26	vs Monmouth-2	*2b	4	1	2	0	0	0	0	0	0	0	0	0	0	0	0	4	2	0	.412
Mar 04	vs Illinois	*2b	4	0	1	2	0	0	0	0	0	0	0	0	0	0	1	0	0	0	.381
Mar 05	vs Michigan State	*2b	3	0	0	0	0	0	0	0	0	0	0	0	0	0	0	0	1	0	.333
Mar 06	at Minnesota Goph	*2b	2	1	1	0	1	0	0	0	0	0	0	0	0	0	0	0	0	0	.346
Mar 11	at NC State	*2b	5	2	1	0	1	0	0	1	0	0	0	0	0	0	1	2	3	0	.323
Mar 13	at NC State	*2b	3	3	1	0	0	0	0	2	1	0	0	0	0	0	0	2	6	0	.324
Mar 18	at Louisville	*2b	5	1	1	1	1	0	0	0	0	0	0	0	0	0	1	0	3	0	.308
Mar 19	at Louisville	*2b	3	0	0	0	0	0	0	0	0	0	1	0	0	0	1	0	4	0	.286
Mar 20	at Louisville	*2b	4	0	0	1	0	0	0	0	0	0	0	0	1	1	0	4	4	1	.261
Mar 25	VIRGINIA TECH	*2b	5	1	2	0	0	0	0	1	0	0	0	0	0	0	3	4	5	0	.275
Totals		15gs	51	14	14	7	3	0	0	9	3	1	2	0	2	1	10	28	40	1	.275

On base pct. .391 • Slugging pct. .333



# #17 AIDAN TYRELL



**Senior/LHP**

**Career Highs**  
**IP:** 8.0 (6/6/21 vs. CMU)  
**Strikeouts:** 6 (3x, MR 2/18/22 vs. MU)

**News & Notes**

- Tied a career high with 6 strikeouts against Manhattan (2/18/22)
- Led the Irish starters in 2021 with a 2.70 ERA

## CAREER SUMMARY

Year	era	w-l	app	gs	cg	sho	sv	ip	h	r	er	bb	so	2b	3b	hr	bf	bavg	wp	hbp	bk	sfa	sha
2019	15.00	0-1	9	1	0	0/0	0	6.0	6	12	10	12	5	2	0	1	38	.240	1	1	0	0	0
2020	2.25	0-0	5	0	0	0/0	1	8.0	4	3	2	3	5	0	0	0	32	.148	1	0	0	1	1
2021	2.70	5-1	17	8	0	0/2	2	60.0	50	19	18	19	43	5	2	6	245	.230	3	5	0	2	2
2022	4.15	3-0	6	5	0	0/0	0	21.2	23	11	10	4	20	4	0	1	90	.274	2	2	0	0	0
TOTAL	3.76	8-2	37	14	0	0/2	3	95.2	83	45	40	38	73	11	2	8	405	.235	7	8	0	3	3

## 2022 GAME-BY-GAME

Date	Opponent	GS	IP	H	R	ER	BB	SO	2B	3B	HR	WP	BK	HBP	IBB	Score	W-L	Sv	ERA	NP
Feb 18	vs Manhattan	*	4.0	3	0	0	2	6	0	0	0	0	0	0	0	17-2	1-0	0	0.00	61
Feb 25	vs Marist	*	7.0	3	0	0	1	5	0	0	0	0	0	0	0	20-2	2-0	0	0.00	88
Mar 04	vs Illinois	*	5.0	6	1	1	0	4	2	0	0	0	0	1	0	6-1	3-0	0	0.56	73
Mar 11	at NC State	*	4.0	7	4	3	0	4	1	0	0	2	0	0	0	8-4	3-0	0	1.80	65
Mar 18	at Louisville	*	1.0	4	5	5	1	1	1	0	1	0	0	0	0	11-16	3-0	0	3.86	30
Mar 25	VIRGINIA TECH		0.2	0	1	1	0	0	0	0	0	0	0	1	0	5-10	3-0	0	4.15	11
Totals		5	21.2	23	11	10	4	20	4	0	1	2	0	2	0	67-35	3-0	0	4.15	-

# #18 NICK JUAIRE



**Redshirt Sophomore/C**

**Career Highs**  
**Hits:** 2 (2/25/22 vs. MC)  
**Runs:** 1 (3x, MR 3/15/22 vs. Valpo)  
**RBI:** 2 (2/25/22 vs. MC)

**News & Notes**

- Set a career high with 2 runs and 2 hits against Marist (2/25/22)
- Junior college transfer from Iowa Western JC. Originally began his career at TCU

## NOTRE DAME CAREER SUMMARY

Year	avg	gp-gs	ab	r	h	2b	3b	hr	rbi	tb	slg%	bb	hbp	so	gdp	ob%	sf	sh	sb-att	po	a	e	fld%
2021	.286	13-0	14	1	4	0	0	0	0	4	.286	1	0	6	0	.333	0	0	0-0	4	0	0	1.000
2022	.625	7-0	8	2	5	1	0	0	3	6	.750	1	0	0	0	.667	0	0	0-0	0	0	0	.000
TOTAL	.409	20-0	22	3	9	1	0	0	3	10	.455	2	0	6	0	.458	0	0	0-0	4	0	0	1.000

## 2022 GAME-BY-GAME

Date	Opponent	Pos	AB	R	H	RBI	2B	3B	HR	BB	SB	CS	HBP	SAC	SF	GDP	K	PO	A	E	Avg	
Feb 25	vs Marist	ph/d	2	1	2	2	0	0	0	1	0	0	0	0	0	0	0	0	0	0	0	1.000
Feb 26	vs Monmouth-1	ph	1	0	1	0	0	0	0	0	0	0	0	0	0	0	0	0	0	0	0	1.000
Mar 06	at Minnesota Goph	ph	1	0	0	0	0	0	0	0	0	0	0	0	0	0	0	0	0	0	0	.750
Mar 08	at Elon	ph	1	0	0	0	0	0	0	0	0	0	0	0	0	0	0	0	0	0	0	.600
Mar 15	VALPARAISO	ph	1	1	1	1	1	0	0	0	0	0	0	0	0	0	0	0	0	0	0	.667
Mar 19	at Louisville	ph	1	0	0	0	0	0	0	0	0	0	0	0	0	0	0	0	0	0	0	.571
Mar 25	VIRGINIA TECH	ph	1	0	1	0	0	0	0	0	0	0	0	0	0	0	0	0	0	0	0	.625
Totals		0gs	8	2	5	3	1	0	0	1	0	0	0	0	0	0	0	0	0	0	0	.625

On base pct. .667 • Slugging pct. .750

#19 CASEY KMET



**Junior/INF**  
**Career Highs**  
**Hits:** 1 (2/25/22 vs. MC)  
**Runs:** --  
**RBI:** 1 (2/25/22 vs. MC)

**News & Notes**  
•

**CAREER SUMMARY**

Year	avg	gp-gs	ab	r	h	2b	3b	hr	rbi	tb	slg%	bb	hbp	so	gdp	ob%	sf	sh	sb-att	po	a	e	fld%
2021	.000	6-0	2	0	0	0	0	0	0	0	.000	0	0	1	0	.000	0	0	0-0	1	0	0	1.000
2022	.250	3-0	4	0	1	1	0	0	1	2	.500	0	0	1	0	.250	0	0	0-0	0	2	1	.667
TOTAL	.167	9-0	6	0	1	1	0	0	1	2	.333	0	0	2	0	.167	0	0	0-0	1	2	1	.750

**2022 GAME-BY-GAME**

Date	Opponent	Pos	AB	R	H	RBI	2B	3B	HR	BB	SB	CS	HBP	SAC	SF	GDP	K	PO	A	E	Avg	
Feb 18	vs Manhattan	3b	1	0	0	0	0	0	0	0	0	0	0	0	0	0	0	0	1	0	0	.000
Feb 25	vs Marist	ph/3	3	0	1	1	1	0	0	0	0	0	0	0	0	0	1	0	0	1	0	.250
Feb 26	vs Monmouth-1	3b	0	0	0	0	0	0	0	0	0	0	0	0	0	0	0	0	1	0	0	.250
Totals		0gs	4	0	1	1	1	0	0	0	0	0	0	0	0	0	1	0	2	1	0	.250

On base pct. .250 • Slugging pct. .500

#20 NICK DEMARCO



Freshman/INF/RHP

Career Highs

Hits: 1 (2/25/22 vs. MC)

Runs: 1 (2/26/22~1 vs. MU)

RBI: -

IP: --

Strikeouts: --

News & Notes

- Made his collegiate debut against Manhattan (2/18/22)
- 2021 Gatorade Illinois Player of the Year

CAREER SUMMARY

Year	avg	gp-gs	ab	r	h	2b	3b	hr	rbi	tb	slg%	bb	hbp	so	gdp	ob%	sf	sh	sb-att	po	a	e	fld%
2022	.250	5-0	4	1	1	0	0	0	0	1	.250	1	0	0	0	.400	0	0	0-0	1	2	0	1.000
TOTAL	.250	5-0	4	1	1	0	0	0	0	1	.250	1	0	0	0	.400	0	0	0-0	1	2	0	1.000

2022 GAME-BY-GAME

Date	Opponent	Pos	AB	R	H	RBI	2B	3B	HR	BB	SB	CS	HBP	SAC	SF	GDP	K	PO	A	E	Avg
Feb 18	vs Manhattan	ss	2	0	0	0	0	0	0	0	0	0	0	0	0	0	0	1	0	0	.000
Feb 25	vs Marist	ph/2	2	0	1	0	0	0	0	0	0	0	0	0	0	0	0	0	1	0	.250
Feb 26	vs Monmouth-1	pr/3b	0	1	0	0	0	0	0	0	0	0	0	0	0	0	0	0	1	0	.250
Mar 08	at Elon	3b	0	0	0	0	0	0	0	1	0	0	0	0	0	0	0	0	0	0	.250
Mar 15	VALPARAISO	ss	0	0	0	0	0	0	0	0	0	0	0	0	0	0	0	0	0	0	.250
Totals		0gs	4	1	1	0	0	0	0	1	0	0	0	0	0	0	0	1	2	0	.250

On base pct. .400 • Slugging pct. .250

## #21 BRADY GUMPF



**Sophomore/OF**

**Career Highs**

**Hits:** 1 (3/15/22 vs. Valpo)

**Runs:** 1 (2/26/22~1 vs. MU)

**RBI:** 2 (3/15/22 vs. Valpo)

**News & Notes**

- Made his collegiate debut against Manhattan (2/18/22)
- Son of longtime Notre Dame softball coach Deanna Gumpf

### CAREER SUMMARY

Year	avg	gp-gs	ab	r	h	2b	3b	hr	rbi	tb	slg%	bb	hbp	so	gdp	ob%	sf	sh	sb-att	po	a	e	fld%
2022	.200	5-0	5	1	1	1	0	0	3	2	.400	0	0	1	0	.200	0	0	0-0	0	0	0	.000
TOTAL	.200	5-0	5	1	1	1	0	0	3	2	.400	0	0	1	0	.200	0	0	0-0	0	0	0	.000

### 2022 GAME-BY-GAME

Date	Opponent	Pos	AB	R	H	RBI	2B	3B	HR	BB	SB	CS	HBP	SAC	SF	GDP	K	PO	A	E	Avg
Feb 18	vs Manhattan	ph	1	0	0	0	0	0	0	0	0	0	0	0	0	0	1	0	0	0	.000
Feb 25	vs Marist	ph	1	0	0	0	0	0	0	0	0	0	0	0	0	0	0	0	0	0	.000
Feb 26	vs Monmouth-1	ph/of	1	1	0	1	0	0	0	0	0	0	0	0	0	0	0	0	0	0	.000
Mar 08	at Elon	of	1	0	0	0	0	0	0	0	0	0	0	0	0	0	0	0	0	0	.000
Mar 15	VALPARAISO	ph/of	1	0	1	2	1	0	0	0	0	0	0	0	0	0	0	0	0	0	.200
Totals		0gs	5	1	1	3	1	0	0	0	0	0	0	0	0	0	1	0	0	0	.200

On base pct. .200 • Slugging pct. .400

## #23 AUSTIN TEMPLE



**Graduate Student/RHP**

**Career Highs**  
**IP:** 10.0 (5/24/19 vs. Stetson)  
**Strikeouts:** 9 (2x, MR 3/6/22 at MINN)

**News & Notes**

- ACC Pitcher of the Week (3/7/22)
- 2022 Cambria College Classic Tournament MVP
- Tied a career high with 9 strikeouts against Minnesota (3/6/22)
- Set a career high with 9 strikeouts against Delaware (2/20/22)
- Graduate transfer from Jacksonville

### NOTRE DAME CAREER SUMMARY

Year	era	w-l	app	gs	cg	sho	sv	ip	h	r	er	bb	so	2b	3b	hr	bf	bavg	wp	hbp	bk	sfa	sha
2022	2.42	2-0	5	4	0	0/1	1	26.0	13	7	7	9	34	0	0	2	95	.157	2	3	0	0	0
TOTAL	2.42	2-0	5	4	0	0/1	1	26.0	13	7	7	9	34	0	0	2	95	.157	2	3	0	0	0

### 2022 GAME-BY-GAME

Date	Opponent	GS	IP	H	R	ER	BB	SO	2B	3B	HR	WP	BK	HBP	IBB	Score	W-L	Sv	ERA	NP
Feb 20	vs Delaware	*	5.0	5	2	2	0	9	0	0	0	0	0	0	0	4-5	0-0	0	3.60	71
Feb 26	vs Monmouth-2	*	5.0	2	0	0	3	5	0	0	0	0	0	0	0	9-0	1-0	0	1.80	83
Mar 06	at Minnesota Goph	*	7.0	1	1	1	1	9	0	0	1	0	0	1	0	3-1	2-0	0	1.59	100
Mar 13	at NC State	*	4.0	1	1	1	1	4	0	0	1	0	0	1	0	11-4	2-0	1	1.71	60
Mar 20	at Louisville	*	5.0	4	3	3	4	7	0	0	0	2	0	1	0	5-7	2-0	1	2.42	98
Totals		4	26.0	13	7	7	9	34	0	0	2	2	0	3	0	32-17	2-0	1	2.42	-

## #24 JACK FINDLAY



**Freshman/LHP**

**Career Highs**

**IP:** 3.0 (3/8/22 at EU)

**Strikeouts:** 3 (3/8/22 at EU)

**News & Notes**

- Made his collegiate debut against Elon (3/8/22)
- No. 61 on Perfect Game's Top-75 Freshmen List

### CAREER SUMMARY

Year	era	w-l	app	gs	cg	sho	sv	ip	h	r	er	bb	so	2b	3b	hr	bf	bavg	wp	hbp	bk	sfa	sha
2022	0.00	2-0	2	2	0	0/0	0	5.1	3	0	0	0	5	0	0	0	19	.176	0	1	0	0	1
TOTAL	0.00	2-0	2	2	0	0/0	0	5.1	3	0	0	0	5	0	0	0	19	.176	0	1	0	0	1

### 2022 GAME-BY-GAME

Date	Opponent	GS	IP	H	R	ER	BB	SO	2B	3B	HR	WP	BK	HBP	IBB	Score	W-L	Sv	ERA	NP
Mar 08	at Elon	*	3.0	1	0	0	0	3	0	0	0	0	0	1	0	11-3	1-0	0	0.00	46
Mar 15	VALPARAISO	*	2.1	2	0	0	0	2	0	0	0	0	0	0	0	12-1	2-0	0	0.00	27
Totals		2	5.1	3	0	0	0	5	0	0	0	0	0	1	0	23-4	2-0	0	0.00	-



## #26 ROMAN KIMBALL



**Freshman/RHP**

**Career Highs**

**IP:** 1.0 (2x, MR 3/15/22 vs. Valpo)

**Strikeouts:** 3 (3/8/22 at EU)

**News & Notes**

- Made his collegiate debut against Delaware (2/20/22)
- No. 25 on Perfect Game's Top-75 Freshmen List

### CAREER SUMMARY

Year	era	w-l	app	gs	cg	sho	sv	ip	h	r	er	bb	so	2b	3b	hr	bf	bavg	wp	hbp	bk	sfa	sha
2022	9.00	0-0	3	0	0	0/0	0	2.0	0	2	2	3	3	0	0	0	10	.000	0	1	0	0	0
TOTAL	9.00	0-0	3	0	0	0/0	0	2.0	0	2	2	3	3	0	0	0	10	.000	0	1	0	0	0

### 2022 GAME-BY-GAME

Date	Opponent	GS	IP	H	R	ER	BB	SO	2B	3B	HR	WP	BK	HBP	IBB	Score	W-L	Sv	ERA	NP
Feb 20	vs Delaware		0.0	0	2	2	1	0	0	0	0	0	0	0	1	4-5	0-0	0	999.0	11
Mar 08	at Elon		1.0	0	0	0	0	3	0	0	0	0	0	0	0	11-3	0-0	0	18.00	13
Mar 15	VALPARAISO		1.0	0	0	0	2	0	0	0	0	0	0	0	0	12-1	0-0	0	9.00	21
Totals		0	2.0	0	2	2	3	3	0	0	0	0	0	0	1	27-9	0-0	0	9.00	-

## #27 GERRY PEACOCK



**Junior/RHP**  
**Career Highs**  
**IP:** 1.0 (2/18/22 vs. MC)  
**Strikeouts:** 2 (2/18/22 vs. MC)

**News & Notes**

- Made his first collegiate appearance against Manhattan (2/18/22)
- Missed the 2021 season due to injury

### CAREER SUMMARY

Year	era	w-l	app	gs	cg	sho	sv	ip	h	r	er	bb	so	2b	3b	hr	bf	bavg	wp	hbp	bk	sfa	sha
2022	18.00	0-0	1	0	0	0/0	0	1.0	2	2	2	4	2	1	0	0	8	.500	1	0	0	0	0
TOTAL	18.00	0-0	1	0	0	0/0	0	1.0	2	2	2	4	2	1	0	0	8	.500	1	0	0	0	0

### 2022 GAME-BY-GAME

Date	Opponent	GS	IP	H	R	ER	BB	SO	2B	3B	HR	WP	BK	HBP	IBB	Score	W-L	Sv	ERA	NP
Feb 18	vs Manhattan		1.0	2	2	2	4	2	1	0	0	1	0	0	0	17-2	0-0	0	18.00	31
Totals		0	1.0	2	2	2	4	2	1	0	0	1	0	0	0	17-2	0-0	0	18.00	-

# #28 JOHN MICHAEL BERTRAND



**Graduate Student/LHP**

**Career Highs**  
**IP:** 9.0 (4x, MR 6/4/21 vs. CMU)  
**Strikeouts:** 11 (2/26/22~1 vs. MU)

- News & Notes**
- 2022 Cambria College Classic All-Tournament Team
  - Set a career high with 11 strikeouts against Monmouth (2/26/22~1)
  - 2022 Team Captain
  - 2x Preseason Third Team All-American (Perfect Game, NCBWA)
  - 2022 Perfect Game Preseason All-ACC

## NOTRE DAME CAREER SUMMARY

Year	era	w-l	app	gs	cg	sho	sv	ip	h	r	er	bb	so	2b	3b	hr	bf	bavg	wp	hbp	bk	sfa	sha
2021	3.21	8-2	15	14	3	1/0	0	92.2	82	38	33	22	68	17	0	8	378	.234	1	3	0	2	1
2022	2.19	4-0	6	6	0	0/0	0	37.0	29	11	9	11	39	4	1	1	145	.225	3	2	0	0	3
<b>TOTAL</b>	<b>2.92</b>	<b>12-2</b>	<b>21</b>	<b>20</b>	<b>3</b>	<b>1/0</b>	<b>0</b>	<b>129.2</b>	<b>111</b>	<b>49</b>	<b>42</b>	<b>33</b>	<b>107</b>	<b>21</b>	<b>1</b>	<b>9</b>	<b>523</b>	<b>.232</b>	<b>4</b>	<b>5</b>	<b>0</b>	<b>2</b>	<b>4</b>

## 2022 GAME-BY-GAME

Date	Opponent	GS	IP	H	R	ER	BB	SO	2B	3B	HR	WP	BK	HBP	IBB	Score	W-L	Sv	ERA	NP
Feb 19	at Stetson	*	6.0	5	1	0	0	8	0	0	0	0	0	0	0	5-3	1-0	0	0.00	85
Feb 26	vs Monmouth-1	*	7.0	3	2	1	1	11	1	0	0	1	0	0	0	16-2	2-0	0	0.69	100
Mar 05	vs Michigan State	*	7.0	6	1	1	1	4	0	0	0	0	0	0	0	2-1	3-0	0	0.90	97
Mar 13	at NC State	*	5.0	5	3	3	1	5	1	0	0	0	0	0	0	11-4	4-0	0	1.80	65
Mar 19	at Louisville	*	6.1	4	1	1	6	5	1	0	0	2	0	1	0	1-8	4-0	0	1.72	102
Mar 25	VIRGINIA TECH	*	5.2	6	3	3	2	6	1	1	1	0	0	1	0	5-10	4-0	0	2.19	95
<b>Totals</b>		<b>6</b>	<b>37.0</b>	<b>29</b>	<b>11</b>	<b>9</b>	<b>11</b>	<b>39</b>	<b>4</b>	<b>1</b>	<b>1</b>	<b>3</b>	<b>0</b>	<b>2</b>	<b>0</b>	<b>40-28</b>	<b>4-0</b>	<b>0</b>	<b>2.19</b>	<b>-</b>

#29 LIAM SIMON



**Junior/RHP**  
**Career Highs**  
**IP:** 4.0 (3/6/21 at CU)  
**Strikeouts:** 8 (3/6/21 at CU)

**News & Notes**  
 .

**CAREER SUMMARY**

Year	era	w-l	app	gs	cg	sho	sv	ip	h	r	er	bb	so	2b	3b	hr	bf	bavg	wp	hbp	bk	sfa	sha
2020	4.26	1-0	4	0	0	0/0	0	6.1	3	3	3	5	7	1	0	1	27	.158	2	2	0	1	0
2021	3.20	5-1	18	1	0	0/1	1	25.1	19	11	9	24	33	4	0	3	120	.207	5	2	1	2	0
2022	6.75	0-0	3	0	0	0/0	0	4.0	1	3	3	5	8	0	0	1	18	.083	0	1	0	0	0
TOTAL	3.79	6-1	25	1	0	0/1	1	35.2	23	17	15	34	48	5	0	5	165	.187	7	5	1	3	0

**2022 GAME-BY-GAME**

Date	Opponent	GS	IP	H	R	ER	BB	SO	2B	3B	HR	WP	BK	HBP	IBB	Score	W-L	Sv	ERA	NP
Feb 18	vs Manhattan		3.0	0	0	0	2	5	0	0	0	0	0	1	0	17-2	0-0	0	0.00	41
Mar 15	VALPARAISO		1.0	1	1	1	1	3	0	0	1	0	0	0	0	12-1	0-0	0	2.25	26
Mar 18	at Louisville		0.0	0	2	2	2	0	0	0	0	0	0	0	0	11-16	0-0	0	6.75	10
Totals		0	4.0	1	3	3	5	8	0	0	1	0	0	1	0	40-19	0-0	0	6.75	-

#30 DM JEFFERSON



**Freshman/OF**  
**Career Highs**  
**Hits:** 2 (3x, MR 23/15/22 vs. Valpo)  
**Runs:** 2 (2/18/22 vs. MC)  
**RBI:** 3 (2/25/22 vs. MC)  
**SB:** 1 (3/15/22 vs. Valpo)

**News & Notes**

- Set a career high with 3 RBI against Marist (2/25/22)
- Set career bests in hits (2), runs (2) and RBI (2) against Manhattan (2/18/22)
- Made his collegiate debut against Manhattan (2/18/22)

CAREER SUMMARY

Year	avg	gp-gs	ab	r	h	2b	3b	hr	rbi	tb	slg%	bb	hbp	so	gdp	ob%	sf	sh	sb-att	po	a	e	fld%
2022	.242	8-8	33	4	8	0	0	0	8	8	.242	1	0	7	0	.265	0	0	1-1	0	0	0	.000
TOTAL	.242	8-8	33	4	8	0	0	0	8	8	.242	1	0	7	0	.265	0	0	1-1	0	0	0	.000

2022 GAME-BY-GAME

Date	Opponent	Pos	AB	R	H	RBI	2B	3B	HR	BB	SB	CS	HBP	SAC	SF	GDP	K	PO	A	E	Avg
Feb 18	vs Manhattan	*dh	5	2	2	2	0	0	0	1	0	0	0	0	0	0	1	0	0	0	.400
Feb 19	at Stetson	*dh	4	0	0	0	0	0	0	0	0	0	0	0	0	0	1	0	0	0	.222
Feb 20	vs Delaware	*dh	4	0	0	0	0	0	0	0	0	0	0	0	0	0	0	0	0	0	.154
Feb 25	vs Marist	*dh	3	1	2	3	0	0	0	0	0	0	0	0	0	0	0	0	0	0	.250
Feb 26	vs Monmouth-1	*dh	6	0	1	2	0	0	0	0	0	0	0	0	0	0	1	0	0	0	.227
Mar 08	at Elon	*dh	4	1	1	0	0	0	0	0	0	0	0	0	0	0	1	0	0	0	.231
Mar 15	VALPARAISO	*dh	4	0	2	1	0	0	0	0	1	0	0	0	0	0	1	0	0	0	.267
Mar 25	VIRGINIA TECH	*dh	3	0	0	0	0	0	0	0	0	0	0	0	0	0	2	0	0	0	.242
Totals		8gs	33	4	8	8	0	0	0	1	1	0	0	0	0	0	7	0	0	0	.242

On base pct. .265 • Slugging pct. .242

# #31 CADEN AOKI



**Freshman/RHP**

**Career Highs**  
**IP:** 3.1 (2/2/0/22 vs. DU)  
**Strikeouts:** 3 (2x, MR 3/15/22 vs. Valpo)

**News & Notes**

- Made his collegiate debut against Delaware (2/20/22)

## CAREER SUMMARY


Year	era	w-l	app	gs	cg	sho	sv	ip	h	r	er	bb	so	2b	3b	hr	bf	bavg	wp	hbp	bk	sfa	sha
2022	3.86	0-2	4	0	0	0/0	0	9.1	7	4	4	2	10	2	0	2	37	.200	2	0	0	0	0
TOTAL	3.86	0-2	4	0	0	0/0	0	9.1	7	4	4	2	10	2	0	2	37	.200	2	0	0	0	0

## 2022 GAME-BY-GAME

Date	Opponent	GS	IP	H	R	ER	BB	SO	2B	3B	HR	WP	BK	HBP	IBB	Score	W-L	Sv	ERA	NP
Feb 20	vs Delaware		3.1	2	1	1	1	3	0	0	1	0	0	0	0	4-5	0-1	0	2.70	40
Mar 08	at Elon		2.0	0	1	1	1	2	0	0	0	2	0	0	0	11-3	0-1	0	3.38	28
Mar 15	VALPARAISO		2.0	2	0	0	0	3	0	0	0	0	0	0	0	12-1	0-1	0	2.45	29
Mar 18	at Louisville		2.0	3	2	2	0	2	2	0	1	0	0	0	0	11-16	0-2	0	3.86	29
Totals		0	9.1	7	4	4	2	10	2	0	2	2	0	0	0	38-25	0-2	0	3.86	-

# 2022 NOTRE DAME BASEBALL GAME NOTES

## #33 RADEK BIRKHOLZ



**Freshman/RHP**

**Career Highs**

**IP:** 2.0 (2/26/22~1 vs. MU)

**Strikeouts:** 3 (2/26/22~1 vs. MU)

**News & Notes**

- Made his collegiate debut against Monmouth (2/26/22~1)
- 2021 Gatorade Colorado Player of the Year

### CAREER SUMMARY

Year	era	w-l	app	gs	cg	sho	sv	ip	h	r	er	bb	so	2b	3b	hr	bf	bavg	wp	hbp	bk	sfa	sha
2022	1.80	0-0	6	0	0	0/0	0	5.0	3	2	1	5	6	1	0	0	21	.200	0	1	0	0	0
TOTAL	1.80	0-0	6	0	0	0/0	0	5.0	3	2	1	5	6	1	0	0	21	.200	0	1	0	0	0

### 2022 GAME-BY-GAME

Date	Opponent	GS	IP	H	R	ER	BB	SO	2B	3B	HR	WP	BK	HBP	IBB	Score	W-L	Sv	ERA	NP
Feb 26	vs Monmouth-1		2.0	0	0	0	2	3	0	0	0	0	0	0	0	16-2	0-0	0	0.00	32
Mar 08	at Elon		0.1	2	1	0	1	1	1	0	0	0	0	0	0	11-3	0-0	0	0.00	17
Mar 11	at NC State		1.1	1	0	0	0	0	0	0	0	0	0	0	0	8-4	0-0	0	0.00	11
Mar 15	VALPARAISO		1.0	0	0	0	1	1	0	0	0	0	0	0	1	12-1	0-0	0	0.00	14
Mar 18	at Louisville		0.0	0	1	1	1	0	0	0	0	0	0	0	0	11-16	0-0	0	1.93	6
Mar 25	VIRGINIA TECH		0.1	0	0	0	0	1	0	0	0	0	0	0	0	5-10	0-0	0	1.80	5
Totals		0	5.0	3	2	1	5	6	1	0	0	0	0	0	1	63-36	0-0	0	1.80	-



# #37 MATT LAZZARO



**Graduate Student/LHP**

**Career Highs**  
**IP:** 7.0, vs. USC (3/3/20)  
**Strikeouts:** 9, vs. WCU (4/20/19)

**News & Notes**

- Made his Notre Dame debut against Elon (3/8/22)
- Graduate transfer from Houston. Originally began his collegiate career at Furman

## NOTRE DAME CAREER SUMMARY

Year	era	w-l	app	gs	cg	sho	sv	ip	h	r	er	bb	so	2b	3b	hr	bf	bavg	wp	hbp	bk	sfa	sha
2022	6.00	0-0	3	0	0	0/0	0	3.0	1	4	2	1	5	0	0	1	14	.091	0	1	0	0	1
TOTAL	6.00	0-0	3	0	0	0/0	0	3.0	1	4	2	1	5	0	0	1	14	.091	0	1	0	0	1

## 2022 GAME-BY-GAME

Date	Opponent	GS	IP	H	R	ER	BB	SO	2B	3B	HR	WP	BK	HBP	IBB	Score	W-L	Sv	ERA	NP
Mar 08	at Elon		1.2	0	1	0	0	1	0	0	0	0	0	0	0	11-3	0-0	0	0.00	30
Mar 19	at Louisville		1.0	1	2	2	1	3	0	0	1	0	0	0	0	1-8	0-0	0	6.75	23
Mar 25	VIRGINIA TECH		0.1	0	1	0	0	1	0	0	0	0	0	1	0	5-10	0-0	0	6.00	14
Totals		0	3.0	1	4	2	1	5	0	0	1	0	0	1	0	17-21	0-0	0	6.00	-

# #41 JACKSON DENNIES



**Sophomore/RHP**

**Career Highs**  
**IP:** 2.0 (3/18/22 at UL)  
**Strikeouts:** 2 (2x, MR 3/18/22 at UL)

**News & Notes**

- Set a career high with 2.0 innings and tied a career high with two strikeouts against Louisville (3/18/22)
- Tied a career high with 1.0 innings pitched and 1 strikeout against Manhattan (2/18/22)

## CAREER SUMMARY

Year	era	w-l	app	gs	cg	sho	sv	ip	h	r	er	bb	so	2b	3b	hr	bf	bavg	wp	hbp	bk	sfa	sha
2021	15.00	0-0	3	0	0	0/0	0	3.0	7	5	5	2	2	1	1	0	16	.500	0	0	0	0	0
2022	0.00	0-0	3	0	0	0/0	0	4.0	3	1	0	0	5	1	0	0	16	.200	1	1	0	0	0
<b>TOTAL</b>	<b>6.43</b>	<b>0-0</b>	<b>6</b>	<b>0</b>	<b>0</b>	<b>0/0</b>	<b>0</b>	<b>7.0</b>	<b>10</b>	<b>6</b>	<b>5</b>	<b>2</b>	<b>7</b>	<b>2</b>	<b>1</b>	<b>0</b>	<b>32</b>	<b>.345</b>	<b>1</b>	<b>1</b>	<b>0</b>	<b>0</b>	<b>0</b>

## 2022 GAME-BY-GAME

Date	Opponent	GS	IP	H	R	ER	BB	SO	2B	3B	HR	WP	BK	HBP	IBB	Score	W-L	Sv	ERA	NP
Feb 18	vs Manhattan		1.0	0	0	0	0	1	0	0	0	0	0	0	0	17-2	0-0	0	0.00	14
Mar 08	at Elon		1.0	1	0	0	0	2	0	0	0	0	0	0	0	11-3	0-0	0	0.00	20
Mar 18	at Louisville		2.0	2	1	0	0	2	1	0	0	1	0	1	0	11-16	0-0	0	0.00	36
<b>Totals</b>		<b>0</b>	<b>4.0</b>	<b>3</b>	<b>1</b>	<b>0</b>	<b>0</b>	<b>5</b>	<b>1</b>	<b>0</b>	<b>0</b>	<b>1</b>	<b>0</b>	<b>1</b>	<b>0</b>	<b>39-21</b>	<b>0-0</b>	<b>0</b>	<b>0.00</b>	<b>-</b>

# 2022 NOTRE DAME BASEBALL GAME NOTES

## #42 BROOKS COETZEE III



Senior/OF

**Career Highs**

**Hits:** 4 (2/18/22 vs. MC)

**Runs:** 3 (2/28/20 at PC)

**HR:** 2 (2/18/22 vs. MC)

**RBI:** 5 (2x, MR 3/8/22 at EU)

**News & Notes**

- Tied a career high with 5 RBI against Elon (3/8/22)
- Set a career high with 2 home runs and 4 hits against Manhattan (2/18/22)

### CAREER SUMMARY

Year	avg	gp-gs	ab	r	h	2b	3b	hr	rbi	tb	slg%	bb	hbp	so	gdp	ob%	sf	sh	sb-att	po	a	e	fld%
2019	.217	20-13	46	5	10	2	0	0	4	12	.261	3	3	12	0	.308	0	1	0-0	20	0	2	.909
2020	.244	13-12	45	16	11	2	0	1	6	16	.356	11	5	11	0	.443	0	0	2-2	28	0	0	1.000
2021	.274	44-37	146	25	40	8	1	6	29	68	.466	9	6	38	3	.337	2	1	11-13	73	3	1	.987
2022	.344	17-17	64	13	22	4	0	6	18	44	.688	4	2	12	0	.394	1	0	1-3	20	2	0	1.000
TOTAL	.276	94-79	301	59	83	16	1	13	57	140	.465	27	16	73	3	.363	3	2	14-18	141	5	3	.980

### 2022 GAME-BY-GAME

Date	Opponent	Pos	AB	R	H	RBI	2B	3B	HR	BB	SB	CS	HBP	SAC	SF	GDP	K	PO	A	E	Avg
Feb 18	vs Manhattan	*of	5	2	4	4	0	0	2	0	0	0	0	0	0	0	1	0	1	0	.800
Feb 19	at Stetson	*of	4	1	1	0	0	0	0	0	0	0	0	0	0	0	1	1	0	0	.556
Feb 20	vs Delaware	*of	3	0	0	0	0	0	0	1	0	0	0	0	0	0	2	0	0	0	.417
Feb 25	vs Marist	*of	4	1	0	0	0	0	0	1	0	0	0	0	0	0	1	1	0	0	.312
Feb 26	vs Monmouth-1	*of	3	0	1	0	0	0	0	1	0	1	0	0	0	0	0	0	0	0	.316
Feb 26	vs Monmouth-2	*of	4	0	1	0	1	0	0	0	0	0	0	0	0	0	1	1	0	0	.304
Mar 04	vs Illinois	*of	4	2	2	1	0	0	1	0	0	0	0	0	0	0	1	0	0	0	.333
Mar 05	vs Michigan State	*of	2	0	0	1	0	0	0	0	0	0	0	0	1	0	0	2	0	0	.310
Mar 06	at Minnesota Goph	*of	4	1	2	0	1	0	0	0	0	0	0	0	0	0	0	2	0	0	.333
Mar 08	at Elon	*of	3	1	2	5	1	0	1	0	0	0	0	0	0	0	0	1	0	0	.361
Mar 11	at NC State	*of	5	1	2	0	0	0	0	0	0	0	0	0	0	0	0	2	1	0	.366
Mar 13	at NC State	*of	5	0	1	1	0	0	0	0	1	1	0	0	0	0	1	0	0	0	.348
Mar 15	VALPARAISO	*of	4	2	3	2	1	0	1	0	0	0	0	0	0	0	0	3	0	0	.380
Mar 18	at Louisville	*of	3	1	1	1	0	0	0	0	0	0	2	0	0	0	0	2	0	0	.377
Mar 19	at Louisville	*of	4	0	1	0	0	0	0	0	0	0	0	0	0	0	3	2	0	0	.368
Mar 20	at Louisville	*of	3	0	0	1	0	0	0	1	0	0	0	0	0	0	0	1	0	0	.350
Mar 25	VIRGINIA TECH	*of	4	1	1	2	0	0	1	0	0	0	0	0	0	0	1	2	0	0	.344
Totals			17gs	64	13	22	18	4	6	4	1	2	2	0	1	0	12	20	2	0	.344

On base pct. .394 • Slugging pct. .688

#43 WILL MERCER



**Senior/LHP**  
  
**Career Highs**  
**IP:** 7.0 (6/5/21 vs. UC)  
**Strikeouts:** 5 (2x, MR 3/23/21 at Valpo)

**News & Notes**  
 •

**CAREER SUMMARY**

Year	era	w-l	app	gs	cg	sho	sv	ip	h	r	er	bb	so	2b	3b	hr	bf	bavg	wp	hbp	bk	sfa	sha
2020	5.93	1-0	4	4	0	0/1	0	13.2	13	9	9	3	12	2	0	1	60	.255	2	5	0	1	0
2021	4.92	4-3	18	11	0	0/2	2	56.2	63	33	31	19	44	7	0	6	251	.278	0	3	1	1	1
2022	6.00	0-0	2	0	0	0/0	1	3.0	2	2	2	3	4	1	0	0	14	.182	0	0	0	0	0
<b>TOTAL</b>	<b>5.15</b>	<b>5-3</b>	<b>24</b>	<b>15</b>	<b>0</b>	<b>0/3</b>	<b>3</b>	<b>73.1</b>	<b>78</b>	<b>44</b>	<b>42</b>	<b>25</b>	<b>60</b>	<b>10</b>	<b>0</b>	<b>7</b>	<b>325</b>	<b>.270</b>	<b>2</b>	<b>8</b>	<b>1</b>	<b>2</b>	<b>1</b>

**2022 GAME-BY-GAME**

Date	Opponent	GS	IP	H	R	ER	BB	SO	2B	3B	HR	WP	BK	HBP	IBB	Score	W-L	Sv	ERA	NP
Mar 06	at Minnesota Goph		2.0	0	0	0	1	3	0	0	0	0	0	0	0	3-1	0-0	1	0.00	31
Mar 18	at Louisville		1.0	2	2	2	2	1	1	0	0	0	0	0	0	11-16	0-0	1	6.00	22
<b>Totals</b>		<b>0</b>	<b>3.0</b>	<b>2</b>	<b>2</b>	<b>2</b>	<b>3</b>	<b>4</b>	<b>1</b>	<b>0</b>	<b>0</b>	<b>0</b>	<b>0</b>	<b>0</b>	<b>0</b>	<b>14-17</b>	<b>0-0</b>	<b>1</b>	<b>6.00</b>	<b>-</b>

#45 ALEX RAO



Senior/RHP  
**Career Highs**  
**IP:** 5.1 (3/21/21 vs DU)  
**Strikeouts:** 8 (4/10/21 vs GT)

News & Notes  
 .

CAREER SUMMARY

Year	era	w-l	app	gs	cg	sho	sv	ip	h	r	er	bb	so	2b	3b	hr	bf	bavg	wp	hbp	bk	sfa	sha
2019	9.45	0-0	5	0	0	0/0	0	6.2	12	8	7	4	4	3	0	0	36	.400	1	1	0	1	0
2020	6.08	0-0	4	4	0	0/0	0	13.1	16	10	9	7	14	5	0	1	62	.296	2	1	0	0	0
2021	3.16	2-1	15	1	0	0/3	2	37.0	20	14	13	23	36	4	0	3	149	.164	4	3	0	1	0
2022	2.70	0-0	6	0	0	0/1	0	10.0	9	3	3	8	15	1	0	0	46	.237	1	0	0	0	0
TOTAL	4.30	2-1	30	5	0	0/4	2	67.0	57	35	32	42	69	13	0	4	293	.234	8	5	0	2	0

2022 GAME-BY-GAME

Date	Opponent	GS	IP	H	R	ER	BB	SO	2B	3B	HR	WP	BK	HBP	IBB	Score	W-L	Sv	ERA	NP
Feb 26	vs Monmouth-2		1.1	0	0	0	0	3	0	0	0	0	0	0	0	9-0	0-0	0	0.00	15
Mar 04	vs Illinois		3.0	4	0	0	1	3	1	0	0	0	0	0	0	6-1	0-0	0	0.00	41
Mar 11	at NC State		1.2	1	0	0	1	1	0	0	0	0	0	0	0	8-4	0-0	0	0.00	32
Mar 15	VALPARAISO		1.2	0	0	0	1	3	0	0	0	0	0	0	0	12-1	0-0	0	0.00	21
Mar 18	at Louisville		2.0	3	3	3	4	4	0	0	0	1	0	0	0	11-16	0-0	0	2.79	48
Mar 25	VIRGINIA TECH		0.1	1	0	0	1	1	0	0	0	0	0	0	0	5-10	0-0	0	2.70	13
Totals		0	10.0	9	3	3	8	15	1	0	0	1	0	0	0	51-32	0-0	0	2.70	-

#47 TONY LINDWEDEL



**Sophomore/C**  
**Career Highs**  
**Hits:** 1 (2/25/22 vs. MC)  
**Runs:** 2 (2/25/22 vs. MC)  
**RBI:** --

**News & Notes**  
 • Made his collegiate debut against Marist (2/25/22)

**CAREER SUMMARY**

Year	avg	gp-gs	ab	r	h	2b	3b	hr	rbi	tb	slg%	bb	hbp	so	gdp	ob%	sf	sh	sb-att	po	a	e	fld%
2022	1.000	3-0	1	3	1	0	0	0	0	1	1.000	1	0	0	0	1.000	0	0	0-0	5	0	0	1.000
TOTAL	1.000	3-0	1	3	1	0	0	0	0	1	1.000	1	0	0	0	1.000	0	0	0-0	5	0	0	1.000

**2022 GAME-BY-GAME**

Date	Opponent	Pos	AB	R	H	RBI	2B	3B	HR	BB	SB	CS	HBP	SAC	SF	GDP	K	PO	A	E	Avg
Feb 25	vs Marist	ph/c	1	2	1	0	0	0	0	1	0	0	0	0	0	0	0	3	0	0	1.000
Feb 26	vs Monmouth-1	pr/c	0	1	0	0	0	0	0	0	0	0	0	0	0	0	0	1	0	0	1.000
Mar 15	VALPARAISO	c	0	0	0	0	0	0	0	0	0	0	0	0	0	0	0	1	0	0	1.000
Totals		0gs	1	3	1	0	0	0	0	1	0	0	0	0	0	0	0	5	0	0	1.000

On base pct. 1.000 • Slugging pct. 1.000

## #50 SAMMY COOPER



**Sophomore/RHP**  
**Career Highs**  
**IP:** 2.0 (2/25/22 vs MC)  
**Strikeouts:** 3 (2/25/22 vs. MC)

**News & Notes**

- Made his collegiate debut against Marist (2/25/22)
- Missed the 2021 season due to injury

### CAREER SUMMARY

Year	era	w-l	app	gs	cg	sho	sv	ip	h	r	er	bb	so	2b	3b	hr	bf	bavg	wp	hbp	bk	sfa	sha
2022	9.00	0-0	1	0	0	0/0	0	2.0	3	2	2	2	3	0	0	1	12	.300	0	0	0	0	0
TOTAL	9.00	0-0	1	0	0	0/0	0	2.0	3	2	2	2	3	0	0	1	12	.300	0	0	0	0	0

### 2022 GAME-BY-GAME

Date	Opponent	GS	IP	H	R	ER	BB	SO	2B	3B	HR	WP	BK	HBP	IBB	Score	W-L	Sv	ERA	NP
Feb 25	vs Marist		2.0	3	2	2	2	3	0	0	1	0	0	0	0	20-2	0-0	0	9.00	52
Totals		0	2.0	3	2	2	2	3	0	0	1	0	0	0	0	20-2	0-0	0	9.00	-



## #52 RYAN MCLINSKEY



**Graduate Student/RHP**

**Career Highs**

**IP:** 6.2 (3x, MR 5/7/21 at XU)  
**Strikeouts:** 10 (4/30/21 vs. GU)

**News & Notes**

- 2022 Cambria College Classic All-Tournament Team
- Made his Notre Dame debut against Stetson (2/19/22)
- Graduate transfer from Seton Hall

### NOTRE DAME CAREER SUMMARY

Year	era	w-l	app	gs	cg	sho	sv	ip	h	r	er	bb	so	2b	3b	hr	bf	bavg	wp	hbp	bk	sfa	sha
2022	2.51	0-1	7	0	0	0/1	2	14.1	11	6	4	5	24	2	0	1	59	.212	2	0	0	0	2
TOTAL	2.51	0-1	7	0	0	0/1	2	14.1	11	6	4	5	24	2	0	1	59	.212	2	0	0	0	2

### 2022 GAME-BY-GAME

Date	Opponent	GS	IP	H	R	ER	BB	SO	2B	3B	HR	WP	BK	HBP	IBB	Score	W-L	Sv	ERA	NP
Feb 19	at Stetson		3.0	3	2	0	0	6	1	0	0	0	0	0	0	5-3	0-0	1	0.00	38
Feb 26	vs Monmouth-2		1.2	1	0	0	2	4	0	0	0	0	0	0	0	9-0	0-0	1	0.00	32
Mar 05	vs Michigan State		2.0	0	0	0	0	4	0	0	0	0	0	0	0	2-1	0-0	2	0.00	23
Mar 11	at NC State		3.1	1	0	0	1	6	0	0	0	0	0	0	0	8-4	0-0	2	0.00	44
Mar 19	at Louisville		0.2	2	2	2	0	1	0	0	0	2	0	0	0	1-8	0-1	2	1.69	12
Mar 20	at Louisville		2.0	2	1	1	1	1	1	0	0	0	0	0	0	5-7	0-1	2	2.13	40
Mar 25	VIRGINIA TECH		1.2	2	1	1	1	2	0	0	1	0	0	0	0	5-10	0-1	2	2.51	35
Totals		0	14.1	11	6	4	5	24	2	0	1	2	0	0	0	35-33	0-1	2	2.51	-

## THE LAST TIME

PLAYER HIT A GRAND SLAM	Ryan Cole, February 26, 2022 vs. Monmouth (16-2 win/game one of DH)
PLAYER LED OFF A GAME WITH A HR	Nick Podkul, April 21, 2017 at #19 Virginia (14-4 loss/game one of DH)
PLAYER HAD A FIRST INNING HR (NOT LEAD OFF)	Niko Kavadas, June 5, 2021 vs. UConn (26-3 win)
PLAYER LED OFF AN INNING WITH A HOMER	Jack Brannigan, March 19, 2022 at Louisville (1-8 loss)
PLAYER HIT FOR THE CYCLE	Zak Kutsulis, March 11, 2016 at #4 Louisville (4-5; 1B, HR, 3B, RBI 2B)
PLAYER HIT TWO HOME RUNS IN ONE GAME	Brooks Coetzee III, February 18, 2022 vs. Manhattan (17-2 win)
PLAYER HIT THREE HOME RUNS IN A GAME	Jake Shepski, March 24, 2016 at Virginia Tech (5-6, 3 HR, 2B, 3B, 9 RBI, 4 R, 17 TB)
PLAYER HIT AN INSIDE-THE-PARK HOME RUN	Ryan Cole, March 20, 2021, vs. Duke
PLAYER HAD 8 AT BATS IN A GAME	Frank DeSico & Charlie Markson, May 3, 2013 vs USF (8-2 loss in 19)
PLAYER SCORED FOUR RUNS IN A GAME	Jared Miller, February 28, 2021 at No. 16 Wake Forest (3-5, 4 R, 1 RBI)
PLAYER SCORED FIVE RUNS IN A GAME	Niko Kavadas, June 5, 2021 vs UConn (3-4, 2 HR, 2 BB, 8 RBI, 5 R)
PLAYER HAD 4 HITS IN A GAME	Ryan Cole, February 26, 2022 vs. Monmouth~1 (4-4, 1 HR, 3 R, 4 RBI)
PLAYER HAD 5 HITS IN A GAME	Jake Johnson, May 16, 2017 vs. Western Michigan (5-5, 2 RBI, R)
PLAYER HAD 6 HITS IN A GAME	Steve Sollmann, June 1, 2002 vs South Alabama NCAAs (6-7; 25-1 win)
PLAYER HAD 6 RBI IN A GAME	Ryan Cole, June 5, 2021 vs. UConn (26-3 win)
PLAYER HAD 7 RBI IN A GAME	Eric Gilgenbach, Feb. 18, 2018 at #9 LSU (11-3 win)
PLAYER HAD 8+ RBI IN A GAME	Niko Kavadas, June 5, 2021 vs UConn (3-4, 2 HR, 2 BB, 5 R, 8 RBI)
PLAYER HAD 2 GROUND-RULE DOUBLES IN A GAME	Kyle Fiala, April 28, 2015 vs. Michigan State (9-6 loss in 12)
PLAYER HAD 3 DOUBLES IN A GAME	Robert Youngdahl, March 14, 2015 at Clemson (11-6 win)
PLAYER HIT 2 TRIPLES IN A GAME	Jake Shepski, Apr. 22, 2015 vs Chicago State (3-4, 2 3B, 1 2B, 3 RBI, 2 R in 10-0 win)
PLAYER HIT 3 TRIPLES IN A GAME	Bob Roemer, Apr. 15, 1973 vs Xavier (11-3 win)
PLAYER RECORDED 10-14 TOTAL BASES	Brooks Coetzee III vs. Manhattan (4-5, 2 HR, 2 1B - 10 TB)
PLAYER RECORDED 15+ TOTAL BASES	Jake Shepski, March 24, 2016 at Virginia Tech (5-6, 3 HR, 2B, 3B, 9 RBI, 4 R, 17 TB)
PLAYER WALKED THREE TIMES IN A GAME	Jack Brannigan, April 27, 2021 vs. Valpo (8-7 win)
PLAYER WALKED FOUR TIMES IN A GAME	Jared Miller, February 26, 2022 vs. Monmouth~1 (2-2, 4 BB, 1 RBI in 16-2 win)
PLAYER WAS HIT BY A PITCH THREE OR MORE TIMES	Brett Lilley, Apr. 18, 2008 at West Virginia (0-3, 3 HBP, 2 R, RBI)
PLAYER STRUCK OUT FIVE OR MORE TIMES IN A GAME	Ross Brezovsky, June 2, 2006 vs Coll. of Charleston in NCAA Lexington, Ky. Regional (2-8, 6 K)
PLAYER HAD TWO SAC BUNTS IN A GAME	Daniel Jung, April 26, 2017 vs. Eastern Michigan (0-2, 2 SAC)
PLAYER HAD TWO SAC FLIES IN A GAME	Daniel Jung, April 2, 2017 vs. NC State (9-2 loss)
PLAYER STOLE 3 BASES IN A GAME	Spencer Myers, April 24, 2021 at Boston College (5-2 win)
PLAYER STRANDED 6-9 RUNNERS ON BASE	Patrick McDonald, March 21, 2017 vs. Northern Illinois (1-5, 1 RBI, 2 R, 6 LOB)
PLAYER STRANDED 10 OR MORE RUNNERS ON BASE	Evan Sharpley, May 19, 2009 vs St. John's (1-6, RBI, 10 LOB)
NOTRE DAME STOLE FOUR OR MORE BASES IN A GAME	4, February 26, 2022~1 vs. Monmouth (16-2 win)
NOTRE DAME STOLE EIGHT OR MORE BASES IN A GAME	14, March 26, 2019 vs. Chicago State (6-3 win)
NOTRE DAME WAS WALKED 10 OR MORE TIMES IN A GAME	12, March 26, 2019 vs. Chicago State (6-3 win)
NOTRE DAME WAS HIT BY FIVE OR MORE PITCHES IN A GAME	6, Feb. 19, 2015 vs Incarnate Word (14-1 win)
NOTRE DAME HIT THREE HOMERS IN AN INNING	6th inning vs. Central Michigan (Niko Kavadas, David LaManna, Ryan Cole), June 4, 2021
NOTRE DAME HIT THREE HOMERS IN A GAME	vs. Manhattan (Brooks Coetzee III (2), Jack Zyska), February 18, 2022
NOTRE DAME HIT FOUR HOMERS IN A GAME	vs. Central Michigan (Niko Kavadas (2), Ryan Cole, David LaManna); June 4, 2021
NOTRE DAME HIT FIVE HOMERS IN A GAME	vs. Central Michigan (Carter Putz (2), Ryan Cole, Brooks Coetzee, Niko Kavadas), June 6, 2021
NOTRE DAME HIT SIX HOMERS IN A GAME	vs. UConn (Niko Kavadas (2), Ryan Cole, Carter Putz, Brooks Coetzee & David LaManna), June 5, 2021
NOTRE DAME HIT BACK-TO-BACK HOME RUNS	Nick Podkul & Matt Vierling, May 15, 2018 (19-10 win over Northwestern)
NOTRE DAME WON ON A WALK-OFF HIT (NOT HR)	Zack Prajzner, April 14, 2019 (4-3 win over No. 21 North Carolina, walk-off single)
NOTRE DAME WON ON A WALK-OFF WILD PITCH	vs. Akron (Macon, Ga.), Feb. 28, 2015 (5-4 win)

## THE LAST TIME

NOTRE DAME WON ON A WALK-OFF HOME RUN	Ryan Cole (3/27/21 vs. No. 6 Louisville; 2-run homer in the 9th; 5-3 win)
NOTRE DAME WON ON A WALK-OFF ERROR	vs. Wake Forest, April 1, 2016 (E6 on Throw, 6-5 win)
NOTRE DAME WON ON A WALK-OFF WALK	Niko Kavadas, May 11, 2019 (5-4 win over Canisius)
NOTRE DAME WON ON A WALK-OFF BALK	Daniel Jung, May 12, 2019 (3-2 win (11) over Canisius)
AN OPPONENT HIT THREE HOME RUNS IN ONE GAME	Adam Duvall (at Louisville), Apr. 26, 2009 (4-4, 3 HR, 7 RBI in 13-12 ND win)
AN OPPONENT HIT A WALK-OFF HOME RUN	Aidan Kane (Delaware), February 20, 2022 in DeLand, Fla. (Solo HR in 9th; DU 5 - ND 4)
<b>Pitching Categories</b>	
PITCHER THREW A NO-HITTER	Brian Piotrowicz, May 11, 1988 vs Ball State (2-0 win)
PITCHER THREW A PERFECT GAME	Never
PITCHER(S) THREW A ONE-HITTER	Austin Temple (W, 7 IP, 1 H) & Will Mercer (2 IP, 0 H), March 6, 2022 at Minnesota (3-1 win)
PITCHER(S) THREW A TWO-HITTER	Nick McCarty (9.0 IP, 2 H, 1 R, 0 ER, 1 BB, 6 K) April 8, 2014 at Chicago St. (6-1 win)
PITCHER(S) THREW A THREE-HITTER	M. Hearne (7.0 IP, 3 H, 1 R, 1 ER, 2 BB, 4 SO) & S. Guenther (2.0 IP, 2 SO) May 14, 2016 at #16 UNC (3-1 win)
PITCHER THREW A COMPLETE GAME	John Michael Bertrand (9.0 IP, 5 H, 0 R, 0 ER, 1 BB, 6 K, 108 pitches) June 4, 2021 vs. Central Michigan (10-0 win)
PITCHER THREW A COMPLETE GAME (9-innings)	John Michael Bertrand (9.0 IP, 5 H, 0 R, 0 ER, 1 BB, 6 K, 108 pitches) June 4, 2021 vs. Central Michigan (10-0 win)
PITCHER THREW A COMPLETE GAME (10-innings)	Adam Norton (10 IP, 12 H, 2 ER, 6 K, 1 BB), May 4, 2013 vs USF (4-3 loss)
PITCHER THREW A HOME COMPLETE GAME	John Michael Bertrand (9.0 IP, 5 H, 0 R, 0 ER, 1 BB, 6 K, 108 pitches) June 4, 2021 vs. Central Michigan (10-0 win)
PITCHER THREW A HOME COMPLETE GAME (10-innings)	Adam Norton (10 IP, 12 H, 2 ER, 6 K, 1 BB), May 4, 2013 vs USF (4-3 loss)
PITCHER THREW A ROAD COMPLETE GAME (9-innings)	John Michael Bertrand (9.0 IP, 2 H, 2 R, 1 ER, 0 BB, 8 K, 95 pitches) May 20, 2021 vs. Virginia Tech (8-2 win)
PITCHER THREW A MIDWEEK COMPLETE GAME	Michael Hearne (9.0 IP, 7 H, 0 R, 0 ER, 0 BB, 2 K, 91 pitches) April 19, 2016 at #21 Mich. St. (1-0 win)
PITCHER THREW A MIDWEEK COMPLETE GAME SHUTOUT	Michael Hearne (9.0 IP, 7 H, 0 R, 0 ER, 0 BB, 2 K, 91 pitches) April 19, 2016 at #21 Mich. St. (1-0 win)
PITCHER THREW 9.0+ INNINGS	Adam Norton (10 IP, 12 H, 2 ER, 6 K, 1 BB), May 4, 2013 vs USF (4-3 loss)
PITCHER THREW A COMPLETE GAME SHUTOUT	John Michael Bertrand (9.0 IP, 5 H, 0 R, 0 ER, 1 BB, 6 K, 108 pitches) June 4, 2021 vs. Central Michigan (10-0 win)
PITCHER THREW A COMPLETE GAME ACC SHUTOUT	Michael Hearne (9.0 IP, 7 H, 0 R, 0 ER, 0 BB, 5 K) April 12, 2014 vs Boston Coll. (@ Chicago St.) (7-0 win)
PITCHER THREW A COMPLETE GAME HOME SHUTOUT	John Michael Bertrand (9.0 IP, 5 H, 0 R, 0 ER, 1 BB, 6 K, 108 pitches) June 4, 2021 vs. Central Michigan (10-0 win)
PITCHER THREW A COMPLETE GAME ROAD SHUTOUT	Michael Hearne (9.0 IP, 7 H, 0 R, 0 ER, 0 BB, 2 K, 91 pitches) April 19, 2016 at #21 Michigan State (1-0 win)
PITCHER THREW BACK-TO-BACK COMPLETE GAMES (9-innings)	Michael Hearne, April 13, 2016 vs. Valparaiso (3-1 win) & April 19, 2016 at #21 Michigan State (1-0 win)
AN OPPOSING PITCHER NO-HIT NOTRE DAME	Mar. 26, 2010 at USF, Randy Fontanez (12K) (4-0 loss)
AN OPPOSING PITCHER THREW A COMPLETE GAME	Brian Brown, April 14, 2018, Game One (9.0 IP, 12-2 win for #2 NC State)
PITCHER ALLOWED 12-13 HITS IN A GAME	Sean Guenther, March 19, 2016 at #13 NC State, 7.0 IP, 12 H, 4 ER, 5 K
PITCHER ALLOWED 14+ HITS IN A GAME	Eric Maust, May 10, 2009 vs USF, 7.1 IP, 14 H, 4 ER, 4 K
PITCHER ALLOWED 10 ER IN A GAME	Ryan Richter, Apr. 10, 2010 vs Rutgers, 3.0 IP, 11 H, 10 ER, 2 K
PITCHER ALLOWED 11 ER IN A GAME	Cole Johnson, Apr. 17, 2009 vs West Virginia, 5.0 IP, 10 H, 11 ER, 3 K
PITCHER ALLOWED 12 ER IN A GAME	David Phelps, May 21, 2008 vs West Virginia, 5.2 IP, 10 H, 12 ER, 3 K
PITCHER WALKED 6 IN A GAME	John Michael Bertrand, March 19, 2022 at Louisville
PITCHER WALKED 7 IN A GAME	Pat Connaughton, Apr. 6, 2014 at #1 Florida State, 5.2 IP, 7 H, 4 ER, 7 BB, 5 K
PITCHER WALKED 8 OR MORE IN A GAME	Pat Connaughton, May 9, 2014 vs #22 Clemson, 8.0 IP, 3 H, 1 ER, 8 BB, 0 K
PITCHER STRUCK OUT 10-11 BATTERS IN A GAME	John Michael Bertrand, Feb. 26, 2022 vs. Monmouth~1 (7.0 IP, 11K)
PITCHER STRUCK OUT 12-14 BATTERS IN A GAME	Cameron Brown, Mar. 23, 2019 vs Florida State (9 IP, 12K)
PITCHER STRUCK OUT 15+ BATTERS IN A GAME	Aaron Heilman, Apr. 15, 2000 at West Virginia, 10 IP, 2 BB, 18 K
AN OPPOSING STARTING PITCHER PITCHED LESS THAN 1.0 INNING	North Carolina's Caden O'Brien, May 2, 2021 (0.0 IP, 1 H, 4 R, 4 ER, 3 BB, 19 pitches, No Decision)
AN OPPOSING PITCHER STRUCK OUT 10 OR MORE BATTERS IN A GAME	Jared Pollard - 10, March 19, 2021 at Louisville (3 H, 0 ER, 1 BB, 7.0 IP in 8-1 UL win)
AN OPPOSING PITCHER STRUCK OUT 15 OR MORE BATTERS IN A GAME	Kyle Hansen - 15 (St. John's-1), Apr. 21, 2011 (6-0 St. John's win)
PITCHER ALLOWED 3 HOME RUNS IN A GAME	Will Mercer - 3 vs. Wake Forest, February 27, 2021 (10-8 Wake win)
PITCHER ALLOWED 4 HOME RUNS IN A GAME	David Phelps, Apr. 25, 2008 vs St. John's, 6.2 IP, 12 H, 6 ER, 1 K

## THE LAST TIME

PITCHER STARTED SEASON 5-0 OR BETTER	Charlie Vorsheck, 2017 (5-0)
PITCHER RECORDED 10 WINS IN A SEASON	Adam Norton, 2013 (10-5)
PITCHER RECORDED 15 WINS IN A SEASON	Aaron Heilman, 2001 (15-0)
PITCHER HIT THREE OR MORE BATTERS IN A GAME	Nick McCarty, March 29, 2015 vs. Virginia (3 HBP in 6.1 IP)
NOTRE DAME SHUT OUT AN OPPONENT (1 OR MORE PITCHERS)	Feb. 26, 2022 (9-0 vs. Monmouth~2) (Temple 5.0 IP, McLinskey 1.2 IP, Rao 1.0 IP, Brannigan 1.0 IP)
NOTRE DAME WAS SHUT OUT	April 23, 2021 at Boston College (10-0)
NOTRE DAME WAS SHUT OUT IN CONSECUTIVE GAMES	March 9-10, 2018 at Miami (3-0, 9-0)
NOTRE DAME WAS SHUT OUT IN THREE STRAIGHT GAMES	Mar. 2-4, 2012 at Texas State (6-0, 6-0, 5-0)
NOTRE DAME DID NOT WALK A BATTER	Feb.19, 2022 (John Michael Bertrand and Ryan McLinskey in 5-3 win over Stetson)
<b>Fielding Categories</b>	
PLAYER HAD 20 OR MORE FIELDING CHANCES IN A GAME	Trey Mancini (22), May 3, 2013 vs USF (8-2 loss, 19)
PLAYER HAD 15 OR MORE PUTOUTS IN A GAME	Zak Kutsulis (15), May 10, 2015 vs. #20 North Carolina (8-7 win)
PLAYER HAD 18 OR MORE PUTOUTS IN A GAME	Zak Kutsulis (19), March 21, 2015 vs Louisville (6-4 loss in 18)
PLAYER HAD 10 OR MORE ASSISTS IN A GAME	Mick Doyle (10), Apr. 18, 2010 at Seton Hall (7-4 win)
PLAYER COMMITTED THREE ERRORS IN A GAME	Lane Richards, Feb. 14, 2015 at Oklahoma (3 errors in 10-9 win)
PLAYER COMMITTED FOUR OR MORE ERRORS IN A GAME	Tommy Chase, Feb. 19, 2012 vs Purdue (4 errors in 15-8 loss)
NOTRE DAME HAD NO ERRORS IN A SERIES	March 19-21, 2021 vs. Duke; March 27-28, 2018 vs. Kent State (2 games)
NOTRE DAME COMMITTED FOUR ERRORS IN A GAME	June 12, 2021 at Mississippi State (9-8 loss)
NOTRE DAME COMMITTED FIVE ERRORS IN A GAME	Feb. 23, 2017 at UC Irvine (18-4 loss)
NOTRE DAME COMMITTED SIX ERRORS IN A GAME	Feb. 15, 2014 at Florida Atlantic (16-6 loss)
NOTRE DAME COMMITTED SEVEN OR EIGHT ERRORS IN A GAME(7)	Apr. 5, 2012 at Seton Hall-1 (5-4 loss)
NOTRE DAME COMMITTED NINE OR MORE ERRORS IN A GAME(9)	Feb. 19, 2012 vs Purdue (15-8 loss)
NOTRE DAME HAD TWO PLAYERS WITH 10 OR MORE PUTOUTS	Zak Kutsulis (11) & Ryan Lidge (10), April 26, 2015 at Wake Forest (5-4 loss, 11 innings)
<b>Scoring &amp; Miscellaneous Categories</b>	
NOTRE DAME RECORDED 20 OR MORE HITS	20, Feb. 25, 2022 vs. Marist (20-2 win)
NOTRE DAME SCORED 20 OR MORE RUNS	20, Feb. 25, 2022 vs. Marist (20-2 win)
NOTRE DAME SCORED 30 OR MORE RUNS	34, May 25, 1900 vs Indiana (34-7 win)
NOTRE DAME SCORED 10 OR MORE RUNS IN AN INNING	April 24, 2021 at Boston College (12 run 8th inning in 13-9 win)
NOTRE DAME LEFT 15 OR MORE RUNNERS ON BASE	March 19, 2016 at #13 NC State (17 LOB in 8-4 win in 12 innings)
NOTRE DAME SURRENDERED A NINTH INNING LEAD	March 25, 2022 vs. Virginia Tech (led 5-4 in the ninth and lost 10-5)
NOTRE DAME SURRENDERED AN EXTRA-INNING LEAD	March 11, 2016 at #4 Louisville (led 2-1 in 10th & 3-2 in 11th), gave up 1 in 10th & 2 in 11th, 4-3 loss in 11)
NOTRE DAME BEAT A RANKED TEAM	March 13, 2022 at No. 17 NC State (11-4)
NOTRE DAME BEAT A RANKED TEAM ON THE ROAD	March 13, 2022 at No. 17 NC State (11-4)
NOTRE DAME BEAT A TOP-5 TEAM AT HOME	#2 Miami, May 12, 1999 (1-0)
NOTRE DAME WON A SERIES AGAINST A RANKED TEAM	March 11-13, 2022 at No. 17 NC State (8-4 (12), 11-4)
NOTRE DAME WON A SERIES AGAINST A RANKED TEAM ON THE ROAD	March 11-13, 2022 at No. 17 NC State (8-4 (12), 11-4)
NOTRE DAME SWEEP A SERIES AGAINST A RANKED TEAM	March 11-13, 2022 at No. 17 NC State (8-4 (12), 11-4)
NOTRE DAME SWEEP A SERIES AGAINST A TOP-10 TEAM	April 10-12, 2015 vs #7 Florida State (5-2, 4-1, 2-1)
NOTRE DAME SWEEP A 3-GAME CONFERENCE SERIES	May 20-22, 2021 at Virginia Tech (ACC) (8-2, 4-0, 7-1)
NOTRE DAME SWEEP A 3-GAME CONFERENCE SERIES (HOME)	April 30-May 2, 2021 vs. North Carolina (ACC) (4-0, 13-12, 19-5)
NOTRE DAME SWEEP A 3-GAME CONFERENCE SERIES (ROAD)	May 20-22, 2021 at Virginia Tech (ACC) (8-2, 4-0, 7-1)
NOTRE DAME SWEEP A 3-GAME NON-CONFERENCE SERIES	Feb. 28-March 1, 2020 at Presbyterian (13-5, 10-4, 9-0)
NOTRE DAME SWEEP A 3-GAME NON-CONFERENCE SERIES (HOME)	May 11-12, 2019 vs Canisius (3-0, 5-4, 3-2)
NOTRE DAME SWEEP A 3-GAME NON-CONFERENCE SERIES (ROAD)	Feb. 28-March 1, 2020 at Presbyterian (13-5, 10-4, 9-0)

## THE LAST TIME

NOTRE DAME SWEPT A 3-GAME NON-CONFERENCE WEEKEND	March 4-6 (Cambria College Classic) Illinois (W, 6-1), Michigan State (2-1) & Minnesota (3-1)
NOTRE DAME SWEPT A 4-GAME NON-CONFERENCE WEEKEND	Feb. 19-22, 2015 (Alamo Irish Classic) Incarnate Word (W, 14-1 & 11-1), Villanova (8-1) & Northwestern (7-3)
NOTRE DAME WAS SWEPT IN A CONFERENCE SERIES	March 18-20, 2022, at Louisville (11-16, 1-8, 5-7)
NOTRE DAME WAS SWEPT IN A 3-GAME CONFERENCE SERIES	March 18-20, 2022, at Louisville (11-16, 1-8, 5-7)
NOTRE DAME WAS SWEPT IN A CONFERENCE SERIES (HOME)	May 3-5, 2019, vs Louisville (0-2, 1-3, 2-8)
NOTRE DAME WAS SWEPT IN A 3-GAME CONFERENCE SERIES (HOME)	March 18-20, 2022, at Louisville (11-16, 1-8, 5-7)
NOTRE DAME WAS SWEPT IN A 3-GAME NON-CONFERENCE SERIES	Feb. 15-17, 2019 at Arizona State (1-10, 7-21, 5-16)
NOTRE DAME WAS SWEPT IN 3-GAME NON-CONF. SERIES (HOME)	Mar. 20-21, 2010 vs Michigan State (0-13, 4-7, 0-3)
NOTRE DAME WAS SWEPT IN A 3-GAME NON-CONF. SERIES (ROAD)	Feb. 15-17, 2019 at Arizona State (1-10, 7-21, 5-16)
THE IRISH PLAYED EXTRA INNINGS	Mar. 11, 2022 at #17 NC State (Won 8-4 in 12 innings)
THE IRISH PLAYED IN A 0-0 GAME THAT WENT TO EXTRA INNINGS	May 11, 2016 vs. #11 LSU (0-0 into the 11th, LSU won 1-0 in 11)
THE IRISH PLAYED 14 OR MORE INNINGS	April 18, 2015 vs. NC State (4-2 loss in 14)
THE IRISH PLAYED 18 OR MORE INNINGS	March 21, 2015 vs. #8 Louisville (6-4 loss in 18)
THE IRISH PLAYED 19 OR MORE INNINGS	May 3, 2012 vs USF (8-2 loss in 19)
THE IRISH PLAYED TWO CONSECUTIVE EXTRA-INNING GAMES	March 19, 2017 at Pitt (won 4-3 in 11 innings and lost 2-1 in 12 innings of doubleheader)
THE IRISH PLAYED THREE CONSECUTIVE EXTRA-INNING GAMES	Mar. 13-15, 2001 in Fresno, CA vs Navy (4-4/10) & vs Fresno State (5-4 win/10) & vs Miami (OH) (3-2 win/11)
NOTRE DAME PLAYED A GAME OVER 4 HOURS	March 19, 2021 vs. Duke (6-4 win in 13 innings; 4:16)
NOTRE DAME PLAYED A GAME UNDER 2 HOURS	March 5, 2022 vs. Michigan State (2-1 win in 9 innings and 1:52)
NOTRE DAME PLAYED CONSECUTIVE GAMES UNDER 2 HOURS	April 3, 2009 vs Villanova (3-1 win in 9 innings; 1:41) & April 4, 2009 vs Villanova (9-3 win in 9 innings; 1:43)