



# NOTRE DAME

## BASEBALL

Fighting Irish Media

Matt Paras • mparas1@nd.edu

401-215-5656 (cell)

GAME NO. 39

MICHIGAN STATE (21-24) VS. #8 NOTRE DAME (28-10)

### SERIES AT-A-GLANCE

| Date   | Time      | Opponent           | Location          | Probable Starters                        | TV          |
|--------|-----------|--------------------|-------------------|--|-------------|
| May 10 | 6 p.m. ET | vs. Michigan State | Frank Eck Stadium | TBA vs. LHP Jack Findlay (4-0, 0.72 ERA) | ACC Network |

### BY THE NUMBERS

|      |   |
|------|---|
| .745 | The Irish are 73-25 (.745) since the start of the 2020 season. That winning percentage ranks third in the NCAA over the past three seasons, trailing Tennessee and Arkansas.  |
| .769 | The Irish own a 30-9 record (.769) at home under head coach Link Jarrett. They are 9-0 in home midweek matchups under Jarrett and won all three games of the South Bend Regional.   |
| .983 | Notre Dame is seventh in the NCAA and first in the ACC in fielding percentage with a .983 mark this season. The Irish have committed 25 errors in 1,028 putout opportunities this season.   |
| 1    | The Irish swept #5 Florida State on the road from April 1-3 (2-0 (12), 5-4, 9-7). It was the first time the Irish have swept a Top-5 team on the road in program history.   |
| 1.25 | Notre Dame is 11th in the NCAA and second in the ACC with a 1.25 WHIP this season. They have surrendered 275 hits and 154 walks in 342.2 innings pitched.   |
| 3.83 | The Irish rank 17th nationally and are third in the ACC in team ERA with 3.83. They have given up 146 earned runs in 342.2 innings this season.   |
| 7.22 | The Irish are seventh in the NCAA and first in the ACC with 7.22 hits allowed per nine innings. They have given up 275 hits in 342.2 innings pitched this season.   |
| 10.8 | The Irish rank 10th in the NCAA and fourth in the ACC in strikeouts per nine innings with 10.8. The Irish pitching staff has struck out 412 batters in 342.2 innings this season.   |
| 11   | The Irish scored 11 runs in the sixth inning against Boston College, the most in a single inning this season. It was the most runs in an inning since April 24, 2021, when the Irish scored 12 runs in the eighth inning against Boston College.  |
| 12   | John Michael Bertrand set a career high with 12 strikeouts against #5 Florida State on April 1. It was the most strikeouts in a game for an Irish pitcher since Cameron Brown struck out 12 against Florida State on March 23, 2019.  |
| 12.0 | John Michael Bertrand (7.2 IP), Ryan McLinskey (1.2 IP), Aidan Tyrell (1.0) and Alex Rao (1.2 IP) combined to shutout #5 Florida State in 12.0 innings in the 2-0 Irish win on April 1. It was the first time in program history that the Seminoles had been shutout in an extra inning game.   |
| 12   | The Irish are 12-1 in mid-week games during Link Jarrett's tenure. They are 7-1 this season with a road win over Elon and home wins over Valparaiso (2x), Northern Illinois, Butler, Michigan and Purdue Fort Wayne.  |
| 18   | The Irish struck out 18 batters in the 2-0 win over #5 Florida State on April 1. It was the most strikeouts in a game for the Irish pitching staff since May 16, 2008, when they struck out 18 against South Florida.   |
| 20   | The Irish allowed three runs or less for the 20th time this season in the 21-3 win over Wake Forest on April 23. They are 20-0 this season and 46-2 overall under Jarrett in games they allow three runs or less.   |
| 42   | The Irish scored 42 runs in their series sweep of Wake Forest on April 22-24. It set the program record for most runs in an ACC series since joining the conference in 2014. It was the most runs in a three-game conference series since 1993 when the Irish scored 48 runs in a sweep of Dayton when they were members of the Midwestern Collegiate Conference. |
| 61   | Outfielder Spencer Myers has 61 steals in his Irish career and ranks seventh all-time in program history for career steals. He trails Dan Bautch by seven for sixth place in program history.   |

### Irish and Spartans Meet for Third Time

- After splitting the first two games between the Spartans this season, the two teams will square off for the final time at Frank Eck Stadium on Tuesday.
- The first matchup of the season between the Spartans and Irish took place at US Bank Stadium as part of the Cambria College Classic.
- The Irish came away with a 2-1 win after Jack Brannigan hit the go-ahead home run in the seventh inning.
- In the second matchup, Michigan State won 6-2 in the matchup at Comerica Park in Detroit.
- This will be the sixth time the Irish have squared off with a B1G team this season and they are 4-1 in those games. The most recent win over a B1G team came on April 12 in the 14-5 home win over Michigan.
- Michigan State leads the all-time series 81-58 but the Irish have won four of the last six games against the Spartans.
- The Spartans enter the midweek matchup with a 21-22 overall record and are 6-9 in conference play.
- The Spartans are playing their final game of the three-game series against Penn State today after dropping the first two games of the series. The series was shifted to Sunday and Monday because of weather.
- The Irish are back on the diamond for the first time in nine days. Their most recent action was a weekend series win after winning two-of-three games against Boston College for their fifth ACC series win of the season.

### 11-Run Inning Propels Irish to Series Win Over Boston College

- In their first rubber game of the season, the Irish jumped out to an early lead on Boston College with a 5-2 advantage heading into the sixth inning.
- Boston College took their first lead of the game after plating six runs in the frame and held an 8-5 lead.
- The Irish responded in a big way, scoring 11 runs in the bottom half of the inning to take control of the game and eventually led to the 16-10 victory to clinch the series.
- After trailing for the first time in the game, the first four batters in the bottom of the sixth reached base and three of them scored to tie the game at 8-8.
- The Eagles got an out in the inning but the next two runners reached to load the bases for Jared Miller.
- He smashed his first career grand slam, the second slam for the Irish in as many games, to put the Irish back in front for good at 12-8.
- Notre Dame was not done in the inning as they hit two more home runs, an inside-the-park home run from Ryan Cole and a two-run shot by Jack Zyska, to grow the lead to 16-8.



# AT A GLANCE

## 2022 ACC STANDINGS

| Atlantic          | ACC         | Overall      |
|-------------------|-------------|--------------|
| Louisville        | 15-8-1      | 33-13-1      |
| <b>Notre Dame</b> | <b>13-8</b> | <b>28-10</b> |
| Florida State     | 13-11       | 28-17        |
| NC State          | 12-11       | 30-15        |
| Wake Forest       | 11-12-1     | 33-14-1      |
| Clemson           | 9-14        | 31-17        |
| Boston College    | 5-22        | 19-30        |
|                   |             |              |
| Coastal           | ACC         | Overall      |
| Miami             | 17-7        | 35-12        |
| Virginia Tech     | 14-8        | 33-10        |
| Virginia          | 14-10       | 34-12        |
| Pitt              | 12-11       | 26-19        |
| Georgia Tech      | 12-15       | 27-21        |
| North Carolina    | 10-14       | 27-18        |
| Duke              | 9-15        | 20-26        |

## IRISH IN THE POLLS

|           | BA | BW | CP | CB | D1 | PG |
|-----------|----|----|----|----|----|----|
| Preseason | 4  | 9  | 11 | 10 | 13 | 5  |
| Feb. 21   | 2  | 13 |    | 6  | 13 | 6  |
| Feb. 28   | 3  | 13 | 12 | 9  | 12 | 6  |
| Mar. 7    | 3  | 7  | 8  | 8  | 9  | 3  |
| Mar. 14   | 1  | 5  | 7  | 7  | 6  | 1  |
| Mar. 21   | 11 | 15 | 15 | 19 | 12 | 9  |
| Mar. 28   | 14 | 16 | 19 | 29 | 16 | 13 |
| Apr. 4    | 12 | 13 | 13 | 15 | 13 | 6  |
| Apr. 11   | 10 | 9  | 9  | 7  | 10 | 4  |
| Apr. 18   | 14 | 14 | 15 | 17 | 18 | 13 |
| Apr. 25   | 13 | 16 | 12 | 15 | 18 | 12 |
| May 2     | 8  | 16 | 13 | 17 | 16 | 13 |
| May 9     | 8  | 15 | 14 | 17 | 16 | 13 |
| May 16    |    |    |    |    |    |    |
| May 23    |    |    |    |    |    |    |
| May 30    |    |    |    |    |    |    |
| Final     |    |    |    |    |    |    |

BA: Baseball America; BW: National Collegiate Baseball Writer's Association; CP: USA Today Coaches Poll; CB: Collegiate Baseball Newspaper; D1: D1Baseball.com; PG: Perfect Game

- The 11 runs in the inning were the most for the Irish this season and the most since April 24, 2021, when they scored 12 runs in the eighth against Boston College.
- The Irish hit three home runs in the sixth inning, the most in a single inning since June 4, 2021 when the Irish hit three home runs in the sixth inning against Central Michigan in the South Bend Regional.
- With the win, the Irish clinched their fifth ACC series win of the season.
- They scored in double-figures for the second-straight game and 14th time this season. It was also the sixth time they have scored in double-digits against an ACC opponent.

### Big Opening Inning Leads Irish Past Eagles

- After dropping the first game of the series, the Irish responded with a dominant 11-5 win to even the series.
- The Irish got off to a fast start and scored eight runs in the first inning on Saturday.
- The Irish had three straight hits to start the game and followed with four-straight singles to load the bases.
- Zack Prajzner unloaded for his first career grand slam to put the cap on the eight run-first inning.
- The eight runs ties for the most runs in a single inning for the Irish this season. They scored eight runs in the third inning against Elon.
- Jack Brannigan hit the second home run of the afternoon and his sixth of the season in the fifth inning to extend the Irish lead.
- Brannigan led the way at the plate with a 4-for-4 showing and he tied a career high in hits and runs with three.
- Eight of the nine starters got hits on the afternoon and all nine starters reached base.
- It was the 13th time this season the Irish have scored in double-digits and the fifth time they have done it against an ACC opponent.

### Home Sweet Home

- After not being able to play a home game in his first season due to the pandemic, the Irish have been dominant at Frank Eck Stadium over the past two seasons.
- The Irish hold a 30-9 (.769) record at home under Link Jarrett.
- They are undefeated in home midweek matchups over the past two seasons. They won all three home midweeks in 2020 and are 7-0 this season in midweek matchups. The Irish also swept all three games of the 2021 South Bend Regional at Frank Eck Stadium.
- Earlier in the season, the Irish had an 11-game winning streak at home. It was the longest home-

- winning streak in a single season since 2006 when the Irish won 20-straight games at home.
- Notre Dame is 7-1-1 in home ACC series since Jarrett took over and three of those seven series wins have been sweeps.

### Among the Nation's Best

- Since the start of the 2020 season, the Irish have been one of the most consistent teams over the past three seasons.
- Notre Dame is 73-25, good for a .745 winning percentage over that period.
- That ranks third overall in the NCAA, trailing only Tennessee and Arkansas.

| School            | Record Since 2020 | Win Pct.    |
|-------------------|-------------------|-------------|
| Tennessee         | 107-26            | .805        |
| Arkansas          | 97-30             | .764        |
| <b>NOTRE DAME</b> | <b>73-25</b>      | <b>.745</b> |
| UC Santa Barbara  | 87-32             | .731        |
| Texas             | 98-37             | .726        |
| Old Dominion      | 87-33             | .725        |
| Vanderbilt        | 93-38             | .710        |
| Texas Tech        | 87-36             | .707        |
| East Carolina     | 87-37             | .702        |
| San Diego         | 75-32             | .701        |

- Among ACC teams, the Irish have the best winning percentage over the past three seasons.

| School            | Record Since 2020 | Win Pct.    |
|-------------------|-------------------|-------------|
| <b>NOTRE DAME</b> | <b>73-25</b>      | <b>.745</b> |
| NC State          | 81-37             | .686        |
| Miami             | 80-37             | .684        |
| Virginia          | 83-43             | .659        |
| Louisville        | 73-39-1           | .650        |

### ACC Dominance

- Since Link Jarrett arrived in South Bend, the Irish have been the class of the conference over the past two-plus seasons.
- Notre Dame is 41-18 (.695) in ACC games since 2020, the best winning percentage of any school in the conference.
- The 41 conference wins over the last three seasons are the most by any school in the league.
- The Irish are 16-3-1 in ACC series over that time and eight of the 16 series wins have been sweeps.
- The eight ACC sweeps eclipses the total the Irish accumulated in the six years prior to Jarrett when they joined the conference in 2014.
- In 2022, the Irish are 5-2 in ACC series with four of the series wins coming via a sweep. They swept the Wolfpack in an abbreviated two-game series on the road, swept the fifth-ranked Seminoles in

# AT A GLANCE

## 2022 The Record When...

|  |       |
|--|-------|
| Home .....                                 | 14-2  |
| Away .....                                 | 8-6   |
| Neutral .....                              | 6-2   |
| vs. teams ranked in top 25 .....           | 2-0   |
| vs. teams ranked in top 10 .....           | 0-0   |
| vs. teams ranked in top 5 .....            | 3-0   |
| vs. unranked opponents .....               | 22-10 |
| Both teams are ranked .....                | 5-0   |
| Neither team is ranked .....               | 0-0   |
| ND is ranked higher .....                  | 25-10 |
| Opponent is ranked higher .....            | 3-0   |
| In February .....                          | 5-1   |
| In March .....                             | 8-4   |
| In April .....                             | 15-5  |
| In May .....                               | 0-0   |
| In June .....                              | 0-0   |
| Day Games .....                            | 23-8  |
| Night Games (6 p.m. or later) .....        | 5-2   |
| Decided by one run .....                   | 3-2   |
| Decided by two runs or more .....          | 25-8  |
| Scoring first .....                        | 23-3  |
| Opponent scores first .....                | 5-7   |
| Leading after six innings .....            | 25-2  |
| Leading after seven innings .....          | 23-3  |
| Leading after eight innings .....          | 24-1  |
| In extra innings .....                     | 1-1   |
| Scoring 0-2 runs .....                     | 2-3   |
| Scoring 3-5 runs .....                     | 6-6   |
| Scoring 6-9 runs .....                     | 7-0   |
| Scoring 10+ runs .....                     | 13-1  |
| Allowing 0-2 runs .....                    | 15-0  |
| Allowing 3-5 runs .....                    | 10-2  |
| Allowing 6-9 runs .....                    | 1-5   |
| Allowing 10+ runs .....                    | 2-3   |
| Coming off a loss .....                    | 5-6   |
| vs. Atlantic Coast Conference .....        | 13-8  |
| vs. non-conference opponent .....          | 15-2  |
| In game one of a three-game series .....   | 3-3   |
| In game two of a three-game series .....   | 4-2   |
| In game three of a three-game series ..... | 4-2   |
| In rubber matches .....                    | 1-0   |

Tallahassee and swept Clemson and Wake Forest at home.

| School            | ACC Record Since 2020 | Win Pct.    |
|-------------------|-----------------------|-------------|
| <b>NOTRE DAME</b> | <b>41-18</b>          | <b>.695</b> |
| Miami             | 40-22                 | .645        |
| Louisville        | 33-25-1               | .568        |
| NC State          | 32-27                 | .542        |
| Virginia          | 34-29                 | .540        |
| Florida State     | 34-29                 | .540        |

### Irish Complete Comeback to Sweep Wake Forest

- The Irish overcame a six-run deficit in the fifth and four-run deficit in the seventh to walk-off Wake Forest 13-12 on April 24 to sweep the series.
- The Irish never led the entire game until the bottom of the ninth when Carter Putz singled up the middle and Brooks Coetzee III scored the game-winning run from second.
- The run capped the fourth ACC sweep of the season for the Irish, the most in a single season since joining the conference in 2014.
- It is the most conference sweeps in a single season since 2006 when the Irish swept five series in the BIG EAST.
- The Irish totaled 42 runs in the series against Wake Forest, setting the program record for most runs in an ACC series. The previous record was 36 last season against North Carolina.
- It was the most runs in a three-game conference series since 1993 when the Irish scored 48 runs in a sweep of Dayton when they were members of the Midwestern Collegiate Conference.
- Jack Zyska had the best game of his career in the win as he was one of the main catalysts in the comeback.
- He hit two home runs in the game for the first time in his career and tied a career high with four RBI.
- His second home run of the game was a three-run shot in the seventh that tied the game up at 12-12, the first time the game was tied since the first inning.
- Eight of the nine starters got hits in the game, all nine starters reached base and six had multi-hit games in the comeback win.
- Zack Prajzner tied a career high with three runs for the second-straight game and Brooks Coetzee III also tied a career high with three runs.

### Irish Set Program Record in Series-Clinching Win over Wake Forest

- The Irish set a program record as they clinched another ACC series in the 21-3 win over Wake Forest.
- The 21 runs were the most in program history in

an ACC game since joining the conference in 2014. The previous high was 19 last season against North Carolina.

- It was the most runs in a conference game since 2008 when the Irish scored 25 against Georgetown back in the BIG EAST.
- The Irish scored in seven of the eight innings at the plate in the win and scored multiple runs in five of those innings.
- The Irish hit four home runs on the afternoon, the most home runs in a game since they hit four in the 8-1 win over Clemson on April 9.
- David LaManna hit his first home run of the season and Brady Gumpf tallied his first career home run in the win. Zack Prajzner and Jack Brannigan also hit home runs in the game.
- 11 different players recorded a hit in the win and six players had multi-hit games.
- Carter Putz tied a career high with four hits and LaManna set a career high with four RBI. Prajzner tied a career high with three runs.
- It was the third-straight game and the 20th time this season the Irish limited their opponents to three runs or fewer.
- The win clinched the fourth ACC series this season for the Irish and the 17th overall series victory under head coach Link Jarrett.
- The Irish are 17-3-1 all-time in regular season series the past two-plus seasons under Jarrett.

### Irish Blow By Demon Deacons in Series-Opening Win

- The Irish battled the conditions in the 8-3 series-opening win over Wake Forest.
- They survived a 1:10 rain delay and got out of a bases-loaded jam when play resumed after the delay.
- In the final two innings at the plate, the Irish scored four runs to put the game out of reach.
- John Michael Bertrand had another strong outing on the mound for the Irish. He went 6.0 innings and allowed just one earned run.
- It was the eighth start this season he has pitched 6.0 innings or more and seventh start this year he has given up one earned run or less.
- Jack Zyska tied a career high with a team-high three hits at the plate and David LaManna added two runs and two hits.
- It was the third-straight game and the 19th time this season the Irish limited their opponents to three runs or fewer.

### Blasts Lift Irish Past Purdue Fort Wayne

- Home runs and strong pitching were key in Notre Dame's 12-2 win over Purdue Fort Wayne on April 20.
- Liam Simon tossed a career-best 4.0 innings

pitched and tied a career high with eight strikeouts and no walks to start the game.

- Jack Findlay followed with a career high four strikeouts and tied a career high with 3.0 innings pitched.
- Radek Birkholz and Matt Lazzaro combined for the final two innings and allowed just two hits.
- It was the second-straight game and 18th time this season the Irish have held their opponents to three runs or fewer.
- The Irish improved to 7-0 in midweek games with the win and they are 12-0 all-time in midweek contests under head coach Link Jarrett.
- At the plate, the Irish scored in each of the last four innings to pull away from the Mastodons.
- A pair of home runs carried the Irish as Jack Zyska (solo) and Ryan Cole (two-run) both hit their fifth home runs of the season in the win. Zyska's home run in the third gave the Irish the lead and Cole's was the cap on a five-run seventh inning to put the game out of reach.
- It was the 11th time this season the Irish have scored 10 runs or more in a game.

#### Pitching Shines in 5-1 Win Over Valpo

- Notre Dame got the homestand off to a good start with a 5-1 win over Valpo on April 19.
- The pitching staff was on it as they allowed just one run and three hits to the Beacons.
- Jack Brannigan made his first career start and set a career high with 3.0 innings pitched and tied a career high with four strikeouts.
- Roman Kimball followed with a career high 4.0 innings pitched and five strikeouts.
- Aidan Tyrell closed it out with 2.0 innings of work to seal the win. Each of the three Irish pitchers allowed just one hit in their outings.
- It was the 17th time this season the Irish limited their opponent to three runs or less.
- The Irish pitching staff also did not walk a batter in the win. It is the second time this season they have not walked a batter in a game (Stetson).
- At the plate, Carter Putz and Ryan Cole put together multi-hit games and Jack Penney tallied his first career home run.

#### Myers Slam Carries Irish over Michigan, 14-5

- Notre Dame finished the five-game homestand in style with a 14-5 win over rival Michigan on April 10.
- The win extended the Irish win streak to nine games and they improved to 5-0 in midweek games this season.
- The Irish broke out for five runs in the second and did not look back to improve to 7-1 at home this year.
- Spencer Myers hit his first career grand slam in the

second to give the Irish an early lead they would not relinquish. He finished with a career high four RBI to lead the team.

- Zack Prajzner and Brooks Coetzee III both added three RBI each at the plate in the win.
- The offensive outburst was the ninth time this season the Irish have scored 10 or more runs in a game.
- On the mound, sophomore Jackson Dennies picked up his first career win after 1.2 innings of relief.

#### Road Warriors

- The Irish have been known to be a tough out on the road under head coach Link Jarrett.
- Notre Dame is a combined 32-13 on the road and have won 11 of 13 regular season road series since Jarrett came to South Bend in 2020.
- The Irish swept #5 Florida State on the road this season for their first road series sweep over a Top-5 team in program history.
- The Irish also earned their first series win in Tallahassee in program history with the sweep.
- In Jarrett's tenure, the Irish have won nine ACC road series, while also winning non-conference road series against UAB and Presbyterian in the 2020 season.
- Earlier this season, the Irish won their eighth-straight ACC road series to set a program record for most consecutive conference road series wins.
- It broke the previous record set by the 1991-93 squads that won seven-consecutive conference series while in the Mid-Western Collegiate Conference.

#### Irish Sweep Tigers with 9-3 Win

- Notre Dame finished off its second-straight ACC sweep with a convincing 9-3 win over Clemson on April 10.
- They outscored the Tigers 21-5 in the series and limited Clemson to three runs or fewer in all three games.
- The Irish also never trailed against the Tigers at any point during the series and the score was tied for only two full innings the entire weekend.
- It was the 16th time this season the Irish have limited their opponent to three runs or fewer and they are 16-0 in those games this year.
- Carter Putz continued his torrid stretch at the plate, going 2-for-3 with three RBI. He finished the weekend series with eight RBI against the Tigers.
- Danny Neri tied a career high with three hits and tied a career-high with two runs.
- Jared Miller and Ryan Cole both hit home runs in the win, giving the Irish six long balls over the course of the series.

- On the mound the trio of Will Mercer, Roman Kimball and Alex Rao closed out the series sweep as all three pitched at least 2.1 innings each.
- Kimball earned his third win of the season while Rao picked up his first save of the year.
- The sweep is Notre Dame's third ACC sweep this season and the seventh overall in the two-plus seasons under Jarrett.

#### Blasts Push Irish Past Tigers

- The Irish picked up another ACC series win with the 8-1 win over Clemson on April 9.
- Notre Dame blasted four home runs in the win, the most in a game since the South Bend Regional final when they hit five in the 1-2 win over Central Michigan.
- Nick Juaire and Danny Neri both hit their first career home runs in the win, while Brooks Coetzee III hit his team-leading seventh home run and Carter Putz hit his fifth of the year.
- Putz led the way at the plate for the Irish with a team-high three hits and he tied a career high with five RBI.
- Danny Neri also tallied three hits in a win, setting a new career high.
- Austin Temple earned his third win of the season following 5.1 scoreless innings of work. He tied a career high with nine strikeouts.
- Ryan McLinskey, Jackson Dennies and Radek Birkholz closed out the final 3.2 innings and did not allow an earned run.
- It was the second straight game of the series that the Irish did not allow an earned run.
- With the win, the Irish won their 16th series under Jarret and the 14th ACC series during his two plus seasons.

#### Bertrand Lifts Irish Over Clemson

- The Irish got another strong start from John Michael Bertrand to kick start another series in their 4-1 win over Clemson on April 8.
- Coming off his career high 12 strikeouts against Florida State, Bertrand went a season-high 8.1 innings against Tigers and did not allow an earned run.
- It was the longest start by an Irish pitcher over the weekend and he leads the ACC in innings pitched with 53.0.
- It was also the second-straight start for Bertrand without allowing an earned run, which covers a span of 16.0 innings.
- He struck out eight in his outing against the Tigers, the fourth start this season he has had eight more K's.
- At the plate, Spencer Myers, Jack Brannigan and Brooks Coetzee III all had multi-hit games in the win.



## AT A GLANCE

- Ryan McLinskey came on for the final two outs to earn his team-high third save of the year.
- Bertrand was named ACC Pitcher of the Week for the second-straight week following his performance against the Tigers.

**Irish Grind Out Midweek Win Over Butler**

- The Irish got their five-game homestand starting with a 5-2 win over in-state foe Butler.
- The Irish trailed 2-0 after the top of the first but scored once in the first and second inning to tie the game at 2-2.
- Jack Brannigan hit his fourth home run of the season, a solo shot, in the first to get the Irish on the board.
- In the second, Nick Juaire laced an RBI single to left that scored Ryan Cole and tied the game.
- The game stayed level until the sixth when Notre Dame scored three runs in the inning.
- Ryan Cole beat out the throw to home on Zack Prajzner's chopper to third and a throwing error allowed Juaire to score from second. Later in the inning, Prajzner scored on a suicide squeeze from Spencer Myers.
- The bullpen carried the Irish in the win as they tossed 8.1 innings of one hit ball to secure the win.
- The Irish did not allow the Bulldogs to get a hit from the second inning all the way to the eighth when there were already two outs in the frame.
- Jack Findlay earned his third win of the season with 3.0 innings of hitless relief.
- Austin Temple got his second save of the year after setting the Bulldogs down in order in the ninth.
- The win was the 13th time this season that the Irish gave up three runs or less and they are 13-0 in those games.
- The Irish won their 13th consecutive game against Butler and improved to 9-0 in mid-week matchups under head coach Link Jarrett.

**Irish Earn Sweep with 9-7 Win over #5 Seminoles**

- The bats came alive for the Irish in the 9-7 win over the Seminoles to sweep the series.
- Notre Dame scored multiple runs in four of the nine innings on Sunday, including a game-high three runs in the first inning.
- Ryan Cole hit his second home run of the weekend, a three-run shot off the scoreboard, in the first inning to put the Irish up early.
- Carter Putz also hit his second home run of the weekend, a two-run shot, in the fourth inning to regain the lead for the Irish.
- Cole finished the game 3-for-3 from the plate with two RBI and three runs. He also reached base in all five of his at bats (three hits, walk and hit-by-pitch).

- Putz was 2-for-3 at the plate and also had two RBI and three runs.
- On the mound, the bullpen tossed over eight innings of relief to help seal the win for the Irish.
- Aidan Tyrell pitched a game-high 4.2 innings to earn his fourth win of the season and Jack Brannigan got the final five outs for his first save of the year.
- With the win, the Irish completed the sweep over the fifth-ranked Seminoles. It is the first time in program history they have swept a Top-5 team on the road.

**Irish Clinch Series with Comeback Win Over Seminoles**

- After trailing heading into the ninth, the Irish battled back to defeat Florida State, 5-4, to clinch the series.
- The Irish broke a 1-1 tie in the fourth inning with a solo home run from Carter Putz.
- The lead held until the seventh inning when the Seminoles took their first lead of the series after scoring three runs in the innings.
- Notre Dame got a run back in eighth with a RBI double from Putz that scored Jack Brannigan to pull within one heading into the ninth.
- In the ninth, the Irish had two runners in scoring position and were down to their final out.
- Jared Miller hit a high chopper up the middle that the second baseman corralled in the shallow outfield. Brooks Coetzee III scored on the play and Jack Penney kept going for home and beat the throw to regain a 5-4 lead.
- Roman Kimball came back out for the ninth and set the Seminoles down in order to seal the win.
- The win clinched the Irish their first ever series win in Tallahassee in program history.

**Irish Outlast Florida State in Extras, 2-0**

- The pitcher's duel lived up to the hype as two of the best pitchers in the ACC faced off in the series opener.
- John Michael Bertrand and Parker Messick dueled for eight innings without allowing a run to either team.
- Bertrand had one of the best starts of his Irish career after tossing 7.2 innings of scoreless ball with a career-high 12 strikeouts.
- The 12 strikeouts were the most in a game by an Irish pitcher since 2019.
- The scoreless game carried into extras as neither team scored over the first 11 innings of the game and a runner did not make it past second base.
- In the 12th, Carter Putz doubled with two outs and then advanced to third on a wild pitch.
- Ryan Cole faced a 2-2 count and took the fastball clear over the wall in left for the game's first runs.

- Alex Rao came back out and set the Seminoles down in order to close out the 2-0 win.
- It was the first time in program history that the Seminoles were shut out in an extra inning game.
- The Irish struck out 18 batters in the game, the most in a game since 2008 when they struck out 18 against South Florida.
- Bertrand was named ACC Pitcher of the Week following his performance against the Seminoles.

**Irish Run Past Northern Illinois**

- The Irish were hot on the base paths and at the plate in the 11-2 win over Northern Illinois.
- They scored double-figure runs for the eighth time this season and had a season-best seven steals.
- The seven steals were the most in a game since 2020, when the Irish tallied seven in a win over Presbyterian.
- Zack Prajzner led the way at the plate with a team-high three hits and three runs. Ryan Cole set a career-high with three steals for the game and Jared Miller hit his first home run of the season.
- The Irish broke the game open after scoring five runs in the sixth inning. It was the 10th time this season the Irish have scored five or more runs in a single inning.
- On the mound, five different pitchers saw action against the Huskies.
- Freshman Roman Kimball earned the win after 2.1 innings of scoreless relief. He allowed just one hit while setting a career high with four strikeouts.
- Fellow freshman Jack Findlay tossed 2.1 innings of work without allowing a runner to reach base. He tied a career high with three strikeouts.
- The staff limited Northern Illinois to two runs, the ninth time this season they have allowed two runs or fewer.

**Top-Ranked Irish Defeat Valparaiso in Home Opener**

- After over 5,000 plus miles and 72 hours of travel over the first four weeks of the season, the Irish opened the home slate with a 12-1 win over Valpo on March 15.
- The bats started early as the Irish scored two runs in each of the first three innings to jump out to a 6-0 lead.
- Brooks Coetzee III highlighted the scoring with his team-leading fifth home run of the season in the third inning.
- The Irish deployed a staff day on the mound as six pitchers saw action against the Beacons.
- Jack Findlay, Alex Rao, Caden Aoki, Roman Kimball, Liam Simon and Radek Birkholz all pitched at least an inning for the Irish and allowed just one run and five hits on the afternoon.
- The offense exploded for six runs in the eighth to

## AT A GLANCE

put the game out of reach.

- Jack Zyska hit his third home run of the season in the eighth and Brady Gumpf added his first career hit, a two-run double, down the left field line.
- The Irish scored in double-figures for the second-straight game and the sixth time this season.
- They also tallied 16 hits, the fifth time this season they have had 15 or more hits.
- On the mound, it was the fifth game this season the Irish have allowed one or fewer runs.

**Irish Sweep #17 NC State with 11-4 Win**

- The Irish brought the brooms out when they took down #17 NC State 11-4 on March 13 to sweep the weekend series (two games).
- Notre Dame took advantage of a number of Wolfpack miscues as six of the 11 runs for the Irish were scored on errors or wild pitches.
- The Irish plated 11 runs in the game, the fifth time this season they have scored 10 or more runs.
- Carter Putz led the Irish at the plate with a season-high three hits and Jared Miller added a season-high three runs.
- The Irish used big innings in the opening and closing sets of innings against the Wolfpack. They scored three runs in the first inning and scored seven runs over the final two innings.
- On the mound, the duo of John Michael Bertrand and Austin Temple never allowed the Wolfpack to take the lead on the afternoon.
- Bertrand tossed 5.0 innings as he earned his fourth win in as many starts this season.
- Temple pitched 4.0 of relief and tallied his first save with the Irish.
- The Irish allowed only four runs and they have allowed four runs or less in 11 of the 12 games this season.

**Irish Score Eight-Unanswered in 8-4 Comeback Win Over #17 NC State**

- The Irish faced their biggest deficit of the season when they opened ACC play against No. 17 NC State but battled back to win, 8-4, in 12 innings.
- The Irish trailed 4-0 heading into the seventh but scored three runs in the seventh and tied the game with a run in the eighth.
- Carter Putz got the scoring started with a solo home run, Jack Brannigan scored on a wild pitch and Zack Prajzner drove in Brooks Coetzee III to bring the Irish within one.
- In the eighth, Brannigan tied the game with a two-out RBI single that scored Jared Miller after his lead-off double.
- The bullpen kept the Irish in it as Alex Rao, Radek Birkholz, Ryan McLinskey and Brannigan tossed eight innings of scoreless relief as the Irish built the comeback.

- In the 12th, Zack Prajzner launched a solo home run to left to give the Irish their first lead of the game. They added three more runs in the inning to build out the lead.
- Brannigan came on for the final two outs in the 11th and shut the door in the 12th as he picked up his first win of the season. Four of his five outs that he recorded came via the strikeout.

**Coetzee III Powers Irish to Midweek Win**

- Brooks Coetzee III has been off to a torrid start and it continued in Notre Dame's 11-3 win over Elon.
- The senior from Mahomet, Illinois led the Irish from the dish after going 2-for-3 with a home run, double and tallied five RBI.
- The home run was his team-leading fourth of the season and he tied a career-high with the five RBI.
- Coetzee's home run was in the middle of an eight-run third inning that broke the game open for the Irish.
- The eight runs in the third tied a season high for most runs in an inning. The Irish also scored eight runs in the first inning against Marist on February 25.
- It is the most runs in an inning since April 24, 2021 when the Irish scored 12 in the eighth against Boston College.
- On the mound, freshman left-hander Jack Findlay made his collegiate debut against the Phoenix.
- He earned the win after 3.0 innings of scoreless ball with three strikeouts.
- A number of Irish pitchers saw time in the win including Caden Aoki, Matt Lazzaro, Radek Birkholz, Jackson Dennies and Roman Kimball.
- The six pitchers held the Phoenix to three runs on the night. The Irish staff have limited opponents to three runs or fewer in each of the last seven games.

**Irish Win Cambria College Classic With 3-1 Victory Over Minnesota**

- The Irish clinched the Cambria College Classic with a 3-1 win over Minnesota after another complete team performance.
- The Irish scored in the top of the first after Carter Putz doubled to the gap in right center that scored Jared Miller.
- Danny Neri and Spencer Myers both added to the Irish lead with RBI in the sixth and seventh inning.
- On the mound, Austin Temple was masterful in his best start with the Irish.
- The graduate transfer from Jacksonville carried a no-hitter into the seventh inning until the Gophers got on the board with a solo home run.
- He finished the inning to give him a final line of 7.0 innings pitched, one hit allowed, one walk and tied a career high with nine strikeouts.

- Will Mercer came on in relief and shut the door as he got the final two outs of the game for his first save this season.
- The Irish allowed just one hit in the game for the first time since April 18, 2007, when they gave up one hit in a 1-0 win over Purdue in 10 innings.
- After the game Temple, John Michael Bertrand, Ryan McLinskey and TJ Williams were named to the Cambria College Classic All-Tournament Team.
- Temple was named the tournament MVP and also was named ACC Pitcher of the Week.

**Irish Outlast Michigan State**

- Hits were hard to come by in Notre Dame's 2-1 win over Michigan State to improve to 2-1 in the Cambria College Classic.
- The Irish did not get their first hit until the 5th inning but made it count when TJ Williams doubled to left and advanced to third on an error.
- He scored on the next play after a sacrifice fly from Brooks Coetzee III.
- The Spartans tied it in the seventh but it lasted only one batter in the bottom of the seventh as the Irish regained the lead.
- Jack Brannigan launched a solo home run to lead off the inning to put the Irish back in front.
- On the mound, John Michael Bertrand pitched his third-straight quality start to begin the 2022 season.
- He went 7.0 innings and allowed just one run and one walk while striking out four.
- Ryan McLinskey came on for the final two innings and struck out four of the six batters he faced to close the game and earn his second save this year.
- The Irish only tallied two hits in the game but did not strike out at the plate the entire game.
- It is the first time since 2014 that the Irish did not strike out once in a game, a feat that they accomplished three times during the 2014 season.

**Irish Cruise Past Illinois to Open Cambria College Classic**

- The Irish began the Cambria College Classic with a win after the 6-1 result over the Illini.
- Brooks Coetzee III and TJ Williams both hit solo home runs and Jared Miller and Spencer Myers added 2-RBI singles to give the Irish their run support for the afternoon.
- It was Coetzee's team-leading third home run of the season and Williams' first career home run.
- On the mound, Aidan Tyrell had another strong start to begin the season. He went 5.0 innings to pick up his third win of the year and he allowed just one run and did not walk a batter.
- On the season, Tyrell has only allowed 1 earned run in 16.0 innings pitched.
- Alex Rao relieved Tyrell and tossed 3.0 innings

## AT A GLANCE

without allowing a run and only one walk.

- Jack Brannigan got the final three outs of the game without allowing a hit to seal the win.

**Irish Shutout Monmouth to Sweep Doubleheader**

- In their final game in Greenville, the Irish pitching staff put together their best performance of the season in the 9-0 win to sweep the double header.
- Graduate student Austin Temple got the Irish started with five scoreless innings and just two hits allowed. He struck out five after setting a career high last week against Delaware.
- Up next was fellow graduate student Ryan McLinskey, who pitched 1.2 innings with one hit allowed and four of his five outs came via the strikeout.
- Senior Alex Rao came in next for his first appearance of the season and he did not allow a walk or a hit in 1.1 innings pitched, striking out three of the four batters he faced.
- Moving over from third base, junior Jack Brannigan closed the deal in the ninth. He struck out the side to end the game and give the staff 15 total strikeouts, the highest in a game this season.
- At the plate, Zack Prajzner and Danny Neri led the way with 3 RBI each. Neri set a career high with the three runs batted in.
- The 4-5-6 spots in the lineup of Carter Putz, Brannigan and TJ Williams each had a team-high two runs scored.

**Bats Stay Hot in 16-2 Victory over Monmouth**

- The Irish continued the torrid stretch at the plate in the 16-2 win over Monmouth in the first game of the double header.
- Both teams were scoreless through the first three innings until the Irish scored in the fourth and then scored in each of the last four innings they were at bat.
- A day after going 3-for-3 against Marist, Cole one-upped himself and went 4-for-4 against the Hawks with four RBI and three runs.
- Cole broke the game open in the sixth with his first career grand slam to extend the Irish lead to 8-0 at the time.
- He was the first Notre Dame player to hit a grand slam since Alex Brait last season in the opening series of the season against Wake Forest.
- Carter Putz also went yard in the game, his first of the season, in the fifth inning.
- On the mound, John Michael Bertrand was superb for the second-straight start.
- He tossed seven innings and allowed just one earned run and one walk while striking out a career-high 11 batters.
- It was the most strikeouts in a single game by an Irish player since Cameron Junker tallied 11

against Canisius in 2019.

- Following Bertrand on the mound was freshman Radek Birkholz, who made his collegiate debut against the Hawks.
- He pitched the final two innings without allowing a hit and struck out three batters to close the game.

**Offense Explodes in 20-2 Win over Marist**

- The Irish offense did not slow down in the second week of the season as they defeated Marist 20-2 on February 25 in Greenville.
- The Irish put up eight runs in the opening frame and never looked back as they scored the most runs in a regular season game since 2008.
- A number of Irish hitters got opportunities at the plate as 15 different players recorded a hit in the win.
- It was the most batters to get a hit in a game for the Irish over the last 16 seasons. The previous record was 13 against Georgetown in 2008.
- Ryan Cole led the Irish at the plate after going 3-for-3 with two runs and an RBI. DM Jefferson had a team-high 3 RBI in the win.
- On the mound, Aidan Tyrell improved to 2-0 after seven scoreless innings allowing just three hits, one walk and struck out five.
- Tyrell has not allowed a run in his 11.0 innings this season.
- Sammy Cooper made his collegiate debut out of the bullpen, tossing the final two innings, to close out the win.

**Bats Power Irish to Season-Opening Win over Manhattan**

- Notre Dame opened the 2022 season with a bang in the 17-2 win over Manhattan.
- It was the most runs scored in a season opener for the Irish since 2005 when they scored 18 against Florida A&M.
- The Irish tallied three triples in the game, including two in the first inning. It was the first time since April 3, 2016 against Wake Forest that the Irish had three triples in the same game.
- Brooks Coetzee III recorded his first multi-home run game in the win and set a career high with four hits.
- Coetzee III and Jack Brannigan both recorded 4 RBI in the win, the first time two players had 4 or more RBI in the same game since June 5, 2021 against UConn when Niko Kavadas tallied 8 and Ryan Cole had 6.
- The Irish totaled 19 hits in the win, the most since the UConn game when they had 21 during the South Bend Super Regional.
- LHP Aidan Tyrell got the win and tied a career high with six strikeouts. It was the second-straight

start dating back to last season that Tyrell totaled six punchouts.

- Six different players made their Irish debuts in the win including DM Jefferson, Joey Spence, Jack Penney, Brady Gumpf, Nick DeMarco and Gerry Peacock.

**Bertrand, McLinskey Too Much for Stetson**

- In front of a sellout crowd in the second game of the Hatter Classic, the pitching duo of John Michael Bertrand and Ryan McLinskey shut down the hosts Stetson in the 5-3 Irish win.
- Bertrand picked up right where he left off in 2021 with a quality start to open the season.
- He pitched six innings without allowing an earned run and did not walk anybody.
- Bertrand struck out eight batters, one shy of his career high.
- David LaManna led the Irish at the plate with two hits and two RBI. His two-RBI single in the fourth inning extended the Irish lead.
- Following Bertrand on the mound, graduate transfer Ryan McLinskey made his Irish debut in the seventh inning.
- He pitched the final three innings without allowing an earned run or a walk and struckout six to earn the save.
- The Irish did not walk a batter in the win, the second-straight season the Irish had a game without allowing a walk.

**2022 Team Captains**

- Jared Miller, Carter Putz, David LaManna, Aidan Tyrell and John Michael Bertrand were voted captains by their teammates for the upcoming season.
- Miller is a graduate student and is a two-time team captain after being voted a captain ahead of the 2021 season. He played in 138 games heading into the season in his Irish career. Miller set career highs in 2021 in batting average (.257), home runs (4) and RBI (24).
- Putz is a senior that has played in 110 games in his career heading into the season. He played and started all 47 games last season and tied for the team lead with 57 hits and was second on the team in batting average (.305). He earned second team All-ACC accolades after the regular season and was one of six Irish named to the South Bend Regional All-Tournament Team.
- LaManna is a graduate student who has played in 149 games heading into the season. In 2021, he played in 44 games, made 39 starts and set career-best marks with five home runs, 29 RBI and 21 runs scored. LaManna also finished with a career-best fielding percentage of .997 after committing just two errors in 329 chances.

## AT A GLANCE

- Tyrell is a senior who has played in 31 games and made nine starts heading into the season. He finished the 2021 season with career-best numbers across the board in ERA (2.70), wins (5), innings pitched (60.0) and strikeouts (43). His two best starts came in the postseason when he set a career high with 8.0 innings pitched in the regional-clinching win over Central Michigan. Then, he tied a career high with six strikeouts to extend the Irish season in the 9-1 win over Mississippi State.
- Bertrand is a graduate student who has played in 50 career games and made 38 starts heading into the season. He set career-highs in innings pitched (92.2), strikeouts (68) and wins (8) during the 2021 campaign. He led the Irish in all three categories and was named first team All-ACC. Heading into this season, Bertrand was named a third team All-American by Perfect Game and NCBWA.

**Lethal Lineup is Back for 2022**

- Coming off the most successful season in almost 20 years, a strong portion of the 2021 starting lineup returns for the Irish.
- Notre Dame returned eight of the nine every day starters from the 2021 lineup.
- That group accounted for 358 games started (84.6%) out of 423 from 2021.
- Notre Dame also returned four players that started all 47 games last season (Spencer Myers, Zack Prajzner, Jack Brannigan and Carter Putz).
- The production returning from that group included 85.5% of runs scored (284/332), 86.9% of hits (392/451), 75.3% of runs batted in (232/308) and 65.2% of home runs hit (43/66) from the 2021 season.
- Each of the eight returning starters hit at least four home runs in 2021 and five of those eight had six or more.
- Ryan Cole led the returners with a career-high nine home runs from 2021. Heading into the 2021 season, Cole had not hit a home run in his career.
- Spencer Myers and Carter Putz both had a team-high 57 hits in 2021.
- Myers was the leading stolen base returner after swiping 15 bags last season.

**Weekend Rotation Returns**

- Much like the lineup, the Irish returned all three starting pitchers from the weekend rotation in 2021.
- LHP John Michael Bertrand, LHP Aidan Tyrell and LHP Will Mercer returned 209.1 innings pitched from last season, 17 combined wins and four saves.
- Bertrand led the way for the Irish in 2021 with a team-high 92.2 innings pitched, eight wins and 68 strikeouts to just 22 walks.

- He was named First Team All-ACC following the regular season after he threw the most innings by an Irish pitcher since 2013.
- Bertrand threw a complete-game shutout in the postseason opener against Central Michigan, the first Irish complete game shutout in the postseason since the 2000 season. Bertrand had three complete games during the 2021 season.
- Heading into 2022, Bertrand was named a Third Team Preseason All-American by Perfect Game and the NCBWA.
- Tyrell tossed the best game of his Irish career in his final start of 2021. He threw 7.1 innings and allowed just one run to keep Notre Dame's season alive in the 9-1 win over Mississippi State in the Starkville Super Regional. He tied a career high with six strikeouts in the win.
- The week prior in the South Bend Regional, he set a career high with 8.0 innings pitched in the 14-2 regional-clinching win over Central Michigan.
- Mercer also had one his best starts of his Irish career in the postseason. He set a career high 7.0 innings pitched in the 26-3 win over UConn in the South Bend Regional.

**Transfer Arms Add Wealth of Experience**

- Similar to the 2021 season, the Irish bring in a strong stable of graduate transfer pitchers with a wealth of Division I experience.
- The trio of RHP Austin Temple, LHP Matt Lazzaro and RHP Ryan McLinskey combined threw 412.0 innings pitched in collegiate baseball before coming to the Irish.
- Temple began his career at Jacksonville. He threw 132.2 career innings with an 8-7 record with 124 strikeouts to 76 walks in four years with the Dolphins. He was named to the 2021 Preseason ASUN team before missing much of the season due to injury.
- Lazzaro played at Houston last season and beginning his collegiate career with John Michael Bertrand at Furman. He totaled 151.0 innings pitched prior to Notre Dame, four wins and a save to go with 114 strikeouts and 50 walks.
- McLinskey began his collegiate career at Seton Hall. He threw 128.1 career innings with a 7-5 record and one save with 142 strikeouts and 57 walks prior to Notre Dame. He was the Pirates Friday starter last season and ranked sixth in the BIG EAST with a 2.81 ERA.

**Season to Remember in 2021**

- In Link Jarrett's first full season at the helm of the Irish, they had their most successful season in almost 20 years.
- The Irish scored 19 runs in the series-sweeping win over North Carolina on May 2. It was the most

runs they have scored in a conference game since joining the league in 2014.

- Notre Dame claimed its first ACC regular season title since joining the league and first regular season title since 2006.
- The Irish won 25 conference games in 2021 to tie the program record for most conference wins in a single season with the 1990 squad that won 25 games in the Mid-Western Collegiate Conference.
- They hosted a regional at Frank Eck Stadium for the first time since 2004 and won a regional for the first time since 2002.
- In the South Bend Regional, the Irish set a postseason record with 26 runs scored against UConn. It beat the previous postseason record of 25 runs against South Alabama in 2002.
- Niko Kavadas broke the program record for most home runs in a single season during the regional. He finished the season with 22 home runs, surpassing Frank Jacobs record of 20 from 1991.
- The Irish finished the season with a 34-13 (.723) record, their highest winning percentage in a single season since 2004 (.810).

**2021 MLB Draft**

- Two of the main cogs of the successful 2021 Irish baseball team heard their names called in the 2021 MLB Draft.
- RHP Tanner Kohlhepp was selected by the Detroit Tigers in the fifth round of the draft with the 135th overall pick.
- Kohlhepp was the highest drafted pitcher for the Irish since Peter Solomon was selected in the fourth round by the Astros in 2017.
- Kohlhepp led the Irish in appearances with 23 while finishing second in wins (7), innings pitched (61.1) and strikeouts (65).
- He earned third team All-American honors from D1Baseball following the season, the second year in a row an Irish pitcher earned All-American honors
- Slugger Niko Kavadas was selected by the Boston Red Sox in the 11th round with the 316th overall pick.
- Kavadas set the program record for most home runs in a single season with 22 in 2021.
- Kavadas finished the year with a .767 slugging percentage, which ranks second all-time in program history for a single season. Niko is also tied for second all-time for home runs in a career with 46.
- After the season, Kavadas was named a First Team All-American by D1Baseball, Baseball America and Perfect Game.
- He was the first Irish player to earn multiple first team honors in the same season since Steve Stanley in 2002.



# 2022 NOTRE DAME BASEBALL GAME NOTES

## 2022 ROSTER

| No. | Name                  | Pronunciation | Cl.    | Pos.    | Ht.  | Wt. | B/T | Hometown/Previous School                   |
|-----|-----------------------|---------------|--------|---------|------|-----|-----|--|
| 1   | Ryan Cole             |               | Gr.    | OF      | 6-0  | 175 | R/R | San Ramon, CA/De La Salle                  |
| 2   | Spencer Myers         |               | Gr.    | OF      | 5-11 | 170 | S/R | Tampa, FL/Berkeley Prep                    |
| 3   | David LaManna         | la-MAHN-ah    | Gr.    | C       | 5-10 | 176 | R/R | Saddle River, NJ/Bergen Catholic           |
| 4   | Carter Putz           | Like "Klutz"  | Sr.    | INF     | 6-0  | 210 | R/R | Belton, MO/Bishop Miege                    |
| 6   | TJ Williams           |               | So.    | OF      | 5-11 | 185 | R/L | Germantown, MD/Georgetown Prep             |
| 7   | Jack Zyska            | ZIS-ka        | Sr.    | OF      | 5-11 | 180 | R/R | Berkeley Heights, NJ/Seton Hall Prep       |
| 8   | Danny Neri            | knee-RYE      | So.    | C       | 6-1  | 195 | L/R | Macclenny, FL/ Bishop John J. Snyder       |
| 9   | Jack Brannigan        |               | Jr.    | INF/RHP | 6-1  | 190 | R/R | Orland Park, IL/Marist                     |
| 11  | Jack Penney           |               | Fr.    | INF     | 6-0  | 185 | L/R | Wakefield, MA/Phillips Academy             |
| 12  | Connor Hinks          | Hinks         | So.    | INF     | 6-2  | 180 | L/R | Western Springs, IL/Benet Academy/Virginia |
| 13  | Joey Spence           |               | Fr.    | C       | 6-0  | 195 | L/R | West Bend, WI/West Bend East               |
| 14  | Zack Prajzner         | PRIZE-ner     | Sr.    | INF     | 6-0  | 200 | R/R | Carlsbad, CA/San Marcos                    |
| 15  | Brock Murtha          |               | So.    | INF     | 6-0  | 185 | R/R | Sayville, NY/Sayville                      |
| 16  | Jared Miller          |               | Gr.    | INF     | 6-0  | 188 | S/R | Marietta, GA/Pope                          |
| 17  | Aidan Tyrell          |               | Sr.    | LHP     | 6-0  | 165 | L/L | Joliet, IL/Joliet Catholic Academy         |
| 18  | Nick Juaire           | joo-AIR       | RS-So. | C/OF    | 5-8  | 180 | S/R | Farmington, MN/Iowa Western JC (TCU)       |
| 19  | Casey Kmet            | kuh-MET       | Jr.    | INF     | 5-10 | 210 | R/R | Arlington Heights, IL/St. Viator           |
| 20  | Nick DeMarco          |               | Fr.    | INF/RHP | 5-11 | 185 | R/R | St. Charles, IL/St. Charles North          |
| 21  | Brady Gumpf           |               | So.    | OF      | 6-1  | 195 | R/R | South Bend, IN/St. Joseph                  |
| 23  | Austin Temple         |               | Gr.    | RHP     | 6-4  | 180 | R/R | Palm City, FL/Martin County/Jacksonville   |
| 24  | Jack Findlay          |               | Fr.    | LHP     | 6-3  | 200 | L/L | Ledgewood, NJ/Roxbury                      |
| 25  | Ryan Lynch            |               | So.    | LHP     | 6-2  | 200 | R/L | Granger, IN/Penn                           |
| 26  | Roman Kimball         |               | Fr.    | RHP     | 5-11 | 170 | R/R | New Hartford, NY/P27 Academy               |
| 27  | Gerry Peacock         |               | Jr.    | RHP     | 6-3  | 200 | R/R | Williamstown, NJ/St. Augustine Prep.       |
| 28  | John Michael Bertrand |               | Gr.    | LHP     | 6-3  | 205 | L/L | Alpharetta, GA/Furman                      |
| 29  | Liam Simon            |               | Jr.    | RHP     | 6-4  | 220 | R/R | Freehold, NJ/Freehold Twp                  |
| 30  | DM Jefferson          |               | Fr.    | OF      | 6-0  | 200 | L/R | Bethesda, MD/St. Johns College             |
| 31  | Caden Aoki            | ay-OH-kee     | Fr.    | RHP     | 6-0  | 180 | R/R | Huntington Beach, CA/Huntington Beach      |
| 32  | Matt Bedford          |               | So.    | RHP     | 6-1  | 200 | R/R | Staten Island, NY/St. Peter's Boys HS      |
| 33  | Radek Birkholz        | RAD-ick       | Fr.    | RHP     | 6-0  | 200 | R/R | Highlands Ranch, CO/Valor Christian        |
| 36  | Zach Kempe            | Kemp          | Fr.    | RHP     | 6-1  | 185 | R/R | St. Charles, IL/St. Charles North          |
| 37  | Matt Lazzaro          | La-ZAR-row    | Gr.    | LHP     | 6-0  | 194 | R/L | Marietta, GA/Lassiter/Furman/Houston       |
| 40  | Aidan Krupp           |               | Fr.    | RHP     | 6-3  | 220 | R/R | River Forest, IL/ Oak Park & River Forest  |
| 41  | Jackson Dennies       | DEN-eez       | So.    | RHP     | 6-4  | 240 | R/R | River Ridge, LA/Archbishop Rummel          |
| 42  | Brooks Coetzee III    | COAT-zee      | Sr.    | OF      | 6-1  | 210 | R/R | Mahomet, IL/Mahomet-Seymour                |
| 43  | Will Mercer           |               | Sr.    | LHP     | 6-1  | 195 | L/L | Houston, TX/Strake Jesuit Prep             |
| 45  | Alex Rao              | RAY-oh        | Sr.    | RHP     | 6-4  | 230 | R/R | Hope Sound, FL/Oxbridge Academy            |
| 47  | Tony Lindwedel        | LIND-wed-uhl  | So.    | C       | 5-11 | 185 | R/R | St. Louis, MO/St. Louis University HS      |
| 49  | Ricky Reeth           |               | Fr.    | RHP     | 6-2  | 190 | L/R | Windermere, FL/West Orange                 |
| 50  | Sammy Cooper          |               | So.    | RHP     | 5-11 | 190 | R/R | Lees Summit, MO/Lees Summit West           |
| 52  | Ryan McLinskey        | mick-LIN-ski  | Gr.    | RHP     | 6-1  | 195 | R/R | Pearl Rivr, NY/Don Bosco Prep/Seton Hall   |

**Head Coach** - 5 Link Jarret (Florida State '94)

**Assistant Coach** - 24 Rich Wallace (UCF '03)

**Assistant Coach** - 34 Chuck Ristano (Sacred Heart '04)

**Assistant Coach** - 10 Brad Vanderglas (Northern Kentucky '13)

# 2022 SCHEDULE

| 28-10 Overall   14-2 Home   8-6 Away   6-2 Neutral   13-8 ACC |                  |                          |                       |             |                  |  |             |
|---|------------------|--------------------------|-----------------------|-------------|------------------|--|-------------|
| Date  | Time             | Opponent                 | Location              | TV          | Results          | Decision   | Attendance  |
| Feb. 18   | 7 p.m.           | Manhattan                | DeLand, FL            |             | W, 17-2          | W: Tyrell (1-0)                                      | 671         |
| Feb. 19   | 4 p.m.           | Stetson                  | DeLand, FL            |             | W, 5-3           | W: Bertrand (1-0)<br>SV: McLinskey (1)               | 1,424       |
| Feb. 20   | 9 a.m.           | Delaware                 | DeLand, FL            |             | L, 4-5           | L: Aoki (0-1)  | 650         |
| Feb. 25   | 4 p.m.           | Marist                   | Greenville, SC        |             | W, 20-2          | W: Tyrell (2-0)                                      | 944         |
| Feb. 26   | 2 p.m.           | Monmouth                 | Greenville, SC        |             | W, 16-2          | W: Bertrand (2-0)                                    | 950         |
| Feb. 26   | 6 p.m.           | Monmouth                 | Greenville, SC        |             | W, 9-0           | W: Temple (1-0)                                      | 1366        |
| Mar. 4  | 4 p.m.           | Illinois                 | Minneapolis, MN       |             | W, 6-1           | W: Tyrell (3-0)                                      | 200         |
| Mar. 5  | Noon             | Michigan State           | Minneapolis, MN       |             | W, 2-1           | W: Bertrand (3-0)<br>SV: McLinskey (2)               | 200         |
| Mar. 6  | 7 p.m.           | Minnesota                | Minneapolis, MN       |             | W, 3-1           | W: Temple (2-0)<br>SV: Mercer (1)                    | 950         |
| Mar. 8  | 4 p.m.           | Elon                     | Elon, NC              |             | W, 11-3          | W: Findlay (1-0)                                     | 597         |
| Mar. 11   | 4 p.m.           | #17 NC State*            | Raleigh, NC           |             | W, 8-4 (12)      | W: Brannigan (1-0)                                   | 2965        |
| Mar. 13   | 1 p.m.           | #17 NC State*            | Raleigh, NC           |             | W, 11-4          | W: Bertrand (4-0)<br>SV: Temple (1)                  | 2856        |
| <b>Mar. 15</b>  | <b>4 p.m.</b>    | <b>Valpo</b>             | <b>South Bend, IN</b> |             | <b>W, 12-1</b>   | <b>W: Findlay (2-0)</b>                              | <b>704</b>  |
| Mar. 18   | 7 p.m.           | Louisville*              | Louisville, KY        |             | L, 11-16         | L: Aoki (0-2)  | 2181        |
| Mar. 19   | 1 p.m.           | Louisville*              | Louisville, KY        |             | L, 1-8           | L: McLinskey (0-1)                                   | 2165        |
| Mar. 20   | 1 p.m.           | Louisville*              | Louisville, KY        |             | L, 5-7           | L: Brannigan (1-1)                                   | 3133        |
| <b>Mar. 23</b>  | <b>4 p.m.</b>    | <b>Northwestern</b>      | <b>South Bend, IN</b> |             | <b>Postponed</b> |  |             |
| <b>Mar. 25</b>  | <b>4 p.m.</b>    | <b>Virginia Tech*</b>    | <b>South Bend, IN</b> |             | <b>L, 5-10</b>   | <b>L: Brannigan (1-2)</b>                            | <b>300</b>  |
| <b>Mar. 26</b>  | <b>2 p.m.</b>    | <b>Virginia Tech*</b>    | <b>South Bend, IN</b> |             | <b>Canceled</b>  |  |             |
| <b>Mar. 27</b>  | <b>Noon</b>      | <b>Virginia Tech*</b>    | <b>South Bend, IN</b> |             | <b>Canceled</b>  |  |             |
| <b>Mar. 29</b>  | <b>5 p.m.</b>    | <b>Northern Illinois</b> | <b>South Bend, IN</b> |             | <b>W, 11-2</b>   | <b>W: Kimball (1-0)</b>                              | <b>186</b>  |
| Apr. 1  | 7 p.m.           | #5 Florida State*        | Tallahassee, FL       |             | W, 2-0 (12)      | W: Rao (1-0)   | 4594        |
| Apr. 2  | 2 p.m.           | #5 Florida State*        | Tallahassee, FL       |             | W, 5-4           | W: Kimball (2-0)                                     | 4555        |
| Apr. 3  | 1 p.m.           | #5 Florida State*        | Tallahassee, FL       |             | W, 9-7           | W: Tyrell (4-0)<br>SV: Brannigan (1)                 | 4450        |
| <b>Apr. 5</b>   | <b>5 p.m.</b>    | <b>Butler</b>            | <b>South Bend, IN</b> |             | <b>W, 5-2</b>    | <b>W: Findlay (3-0)</b><br><b>SV: Temple (2)</b>     | <b>537</b>  |
| <b>Apr. 8</b>   | <b>5 p.m.</b>    | <b>Clemson*</b>          | <b>South Bend, IN</b> |             | <b>W, 4-1</b>    | <b>W: Bertrand (5-0)</b><br><b>SV: McLinskey (3)</b> | <b>300</b>  |
| <b>Apr. 9</b>   | <b>2 p.m.</b>    | <b>Clemson*</b>          | <b>South Bend, IN</b> |             | <b>W, 8-1</b>    | <b>W: Temple (3-0)</b>                               | <b>436</b>  |
| <b>Apr. 10</b>  | <b>1 p.m.</b>    | <b>Clemson*</b>          | <b>South Bend, IN</b> |             | <b>W, 9-3</b>    | <b>W: Kimball (3-0)</b><br><b>SV: Rao (1)</b>        | <b>883</b>  |
| <b>Apr. 12</b>  | <b>5:30 p.m.</b> | <b>Michigan</b>          | <b>South Bend, IN</b> |             | <b>W, 14-5</b>   | <b>W: Dennies (1-0)</b>                              | <b>854</b>  |
| Apr. 14   | 6 p.m.           | Duke*                    | Durham, NC            |             | L, 5-15          | L: Mercer (0-1)                                      | 610         |
| Apr. 15   | 6 p.m.           | Duke*                    | Durham, NC            |             | L, 3-4 (11)      | L: Rao (1-1)   | 807         |
| Apr. 16   | Noon             | Duke*                    | Durham, NC            |             | L, 2-6           | L: Temple (3-1)                                      | 995         |
| <b>Apr. 19</b>  | <b>5 p.m.</b>    | <b>Valpo</b>             | <b>South Bend, IN</b> |             | <b>W, 5-1</b>    | <b>W: Brannigan (2-2)</b>                            | <b>183</b>  |
| <b>Apr. 20</b>  | <b>5 p.m.</b>    | <b>Purdue Fort Wayne</b> | <b>South Bend, IN</b> |             | <b>W, 12-2</b>   | <b>W: Simon (1-0)</b>                                | <b>208</b>  |
| <b>Apr. 22</b>  | <b>5 p.m.</b>    | <b>Wake Forest*</b>      | <b>South Bend, IN</b> |             | <b>W, 8-3</b>    | <b>W: Bertrand (6-0)</b>                             | <b>584</b>  |
| <b>Apr. 23</b>  | <b>2 p.m.</b>    | <b>Wake Forest*</b>      | <b>South Bend, IN</b> |             | <b>W, 21-3</b>   | <b>W: Findlay (4-0)</b>                              | <b>1865</b> |
| <b>Apr. 24</b>  | <b>11 a.m.</b>   | <b>Wake Forest*</b>      | <b>South Bend, IN</b> |             | <b>W, 13-12</b>  | <b>W: Tyrell (4-0)</b>                               | <b>448</b>  |
| Apr. 26   | 6:35 p.m.        | Michigan State           | Detroit, MI           |             | L, 2-6           | L: Dennies (1-1)                                     | 417         |
| <b>Apr. 29</b>  | <b>5 p.m.</b>    | <b>Boston College*</b>   | <b>South Bend, IN</b> |             | <b>L, 4-7</b>    | <b>L: Bertrand (6-1)</b>                             | <b>769</b>  |
| <b>Apr. 30</b>  | <b>1 p.m.</b>    | <b>Boston College*</b>   | <b>South Bend, IN</b> |             | <b>W, 11-5</b>   | <b>W: Rao (2-1)</b>                                  | <b>445</b>  |
| <b>May 1</b>  | <b>1 p.m.</b>    | <b>Boston College*</b>   | <b>South Bend, IN</b> |             | <b>W, 16-10</b>  | <b>W: Kimball (4-0)</b>                              | <b>409</b>  |
| <b>May 10</b>   | <b>6 p.m.</b>    | <b>Michigan State</b>    | <b>South Bend, IN</b> | ACC Network |                  |  |             |
| <b>May 13</b>   | <b>6 p.m.</b>    | <b>Pitt*</b>             | <b>South Bend, IN</b> | ACCNX       |                  |  |             |
| <b>May 14</b>   | <b>4 p.m.</b>    | <b>Pitt*</b>             | <b>South Bend, IN</b> | ACC Network |                  |  |             |
| <b>May 15</b>   | <b>Noon</b>      | <b>Pitt*</b>             | <b>South Bend, IN</b> | ACC Network |                  |  |             |
| May 17  | 4 p.m.           | Northwestern             | Evanston, IL          |             |                  |  |             |
| May 19  | 7 p.m.           | Miami*                   | Coral Gables, FL      | ACCNX       |                  |  |             |
| May 20  | 7 p.m.           | Miami*                   | Coral Gables, FL      | ACCNX       |                  |  |             |
| May 21  | 1 p.m.           | Miami*                   | Coral Gables, FL      | ACCNX       |                  |  |             |
| May 23-28   | TBA              | ACC Championships        | Charlotte, NC         |             |                  |  |             |
| Jun. 3-5  | TBA              | NCAA Regionals           | TBA                   |             |                  |  |             |
| Jun. 10-12  | TBA              | NCAA Super Regionals     | TBA                   |             |                  |  |             |
| Jun. 16-27  | TBA              | College World Series     | Omaha, NE             |             |                  |  |             |

\*Conference Game

All games are listed in Eastern Time

**Home Games in Bold (Frank Eck Stadium)**

# 2022 OVERALL STATISTICS



2022 Notre Dame Baseball  
Overall Statistics for Notre Dame (as of May 02, 2022)  
(All games Sorted by Batting avg)



Record: 28-10 Home: 14-2 Away: 8-6 Neutral: 6-2 ACC: 13-8

| Player            | avg  | gp-gs | ab   | r   | h   | 2b | 3b | hr | rbi | tb  | slg%  | bb  | hp | so  | gdp | ob%  | sf | sh | sb-att | po   | a   | e  | fld%  |
|-------------------|------|-------|------|-----|-----|----|----|----|-----|-----|-------|-----|----|-----|-----|------|----|----|--------|------|-----|----|-------|
| 3 David LaManna   | .357 | 28-24 | 84   | 22  | 30  | 4  | 0  | 1  | 15  | 37  | .440  | 9   | 4  | 11  | 1   | .439 | 1  | 1  | 3-4    | 215  | 41  | 1  | .996  |
| 4 Carter Putz     | .344 | 38-38 | 157  | 39  | 54  | 9  | 3  | 5  | 37  | 84  | .535  | 14  | 1  | 36  | 2   | .394 | 3  | 0  | 2-2    | 311  | 12  | 0  | 1.000 |
| 7 Jack Zyska      | .338 | 25-18 | 77   | 20  | 26  | 6  | 0  | 8  | 26  | 56  | .727  | 12  | 2  | 21  | 1   | .435 | 1  | 0  | 3-4    | 14   | 0   | 0  | 1.000 |
| 1 Ryan Cole       | .315 | 38-38 | 143  | 36  | 45  | 8  | 1  | 6  | 24  | 73  | .510  | 18  | 15 | 32  | 1   | .443 | 0  | 0  | 17-17  | 61   | 1   | 2  | .969  |
| 8 Danny Neri      | .296 | 19-14 | 54   | 9   | 16  | 3  | 1  | 2  | 11  | 27  | .500  | 4   | 2  | 12  | 0   | .361 | 1  | 0  | 1-1    | 143  | 27  | 0  | 1.000 |
| 14 Zack Prajzner  | .286 | 38-38 | 133  | 35  | 38  | 4  | 0  | 3  | 23  | 51  | .383  | 14  | 3  | 27  | 1   | .364 | 1  | 2  | 1-2    | 42   | 88  | 8  | .942  |
| 6 TJ Williams     | .281 | 19-14 | 64   | 16  | 18  | 3  | 2  | 1  | 9   | 28  | .438  | 3   | 1  | 14  | 0   | .324 | 0  | 4  | 2-2    | 39   | 1   | 2  | .952  |
| 42 Brooks Coetzee | .281 | 38-38 | 146  | 32  | 41  | 7  | 0  | 8  | 33  | 72  | .493  | 10  | 9  | 22  | 2   | .357 | 3  | 0  | 3-5    | 49   | 2   | 0  | 1.000 |
| 9 Jack Brannigan  | .279 | 36-36 | 140  | 30  | 39  | 12 | 1  | 6  | 32  | 71  | .507  | 14  | 3  | 29  | 0   | .348 | 4  | 0  | 7-9    | 27   | 61  | 1  | .989  |
| 16 Jared Miller   | .262 | 35-35 | 122  | 29  | 32  | 4  | 0  | 3  | 19  | 45  | .369  | 22  | 4  | 28  | 2   | .387 | 2  | 2  | 7-10   | 54   | 93  | 4  | .974  |
| 2 Spencer Myers   | .237 | 29-24 | 93   | 14  | 22  | 1  | 1  | 1  | 15  | 28  | .301  | 9   | 1  | 13  | 0   | .305 | 2  | 9  | 5-6    | 26   | 0   | 1  | .963  |
| -----             |      |       |      |     |     |    |    |    |     |     |       |     |    |     |     |      |    |    |        |      |     |    |       |
| 47 Tony Lindwedel | .667 | 6-0   | 3    | 3   | 2   | 1  | 0  | 0  | 1   | 3   | 1.000 | 1   | 0  | 0   | 0   | .750 | 0  | 0  | 0-0    | 12   | 0   | 0  | 1.000 |
| 18 Nick Juaire    | .400 | 18-8  | 40   | 10  | 16  | 4  | 1  | 1  | 10  | 25  | .625  | 3   | 0  | 5   | 0   | .432 | 1  | 0  | 1-1    | 0    | 0   | 0  | .000  |
| 21 Brady Gumpf    | .375 | 8-0   | 8    | 3   | 3   | 2  | 0  | 1  | 5   | 8   | 1.000 | 1   | 0  | 1   | 0   | .444 | 0  | 0  | 0-0    | 0    | 0   | 0  | .000  |
| 11 Jack Penney    | .297 | 26-7  | 37   | 8   | 11  | 3  | 2  | 1  | 9   | 21  | .568  | 5   | 1  | 11  | 0   | .386 | 1  | 0  | 2-2    | 11   | 15  | 3  | .897  |
| 20 Nick DeMarco   | .286 | 10-0  | 7    | 2   | 2   | 0  | 0  | 0  | 0   | 2   | .286  | 1   | 0  | 1   | 0   | .375 | 0  | 0  | 0-0    | 2    | 2   | 0  | 1.000 |
| 30 DM Jefferson   | .231 | 16-9  | 39   | 5   | 9   | 0  | 0  | 0  | 8   | 9   | .231  | 1   | 0  | 8   | 0   | .250 | 0  | 0  | 1-1    | 0    | 0   | 0  | .000  |
| 13 Joey Spence    | .231 | 14-1  | 13   | 1   | 3   | 3  | 0  | 0  | 3   | 6   | .462  | 2   | 0  | 5   | 0   | .313 | 1  | 0  | 0-0    | 7    | 1   | 0  | 1.000 |
| 19 Casey Kmet     | .200 | 4-0   | 5    | 1   | 1   | 1  | 0  | 0  | 1   | 2   | .400  | 0   | 0  | 2   | 0   | .200 | 0  | 0  | 0-0    | 0    | 2   | 1  | .667  |
| 12 Connor Hincks  | .000 | 3-0   | 2    | 0   | 0   | 0  | 0  | 0  | 0   | 0   | .000  | 0   | 0  | 1   | 0   | .000 | 0  | 0  | 0-0    | 2    | 0   | 0  | 1.000 |
| Totals            | .298 | 38    | 1367 | 315 | 408 | 75 | 12 | 47 | 281 | 648 | .474  | 143 | 46 | 279 | 10  | .379 | 21 | 18 | 55-66  | 1028 | 385 | 25 | .983  |
| Opponents         | .217 | 38    | 1265 | 169 | 275 | 45 | 2  | 32 | 148 | 420 | .332  | 154 | 27 | 412 | 21  | .314 | 6  | 9  | 22-34  | 993  | 374 | 64 | .955  |

LOB - Team (288), Opp (264). DPs turned - Team (24), Opp (13). CI - Team (0), Opp (1). IBB - Team (3), C Putz 1, D LaManna 1, J Zyska 1, Opp (5). Picked off - J Brannigan 2, J Miller 1, S Myers 1, J Zyska 1.

(All games Sorted by Earned run avg)

| Player             | era   | w-l   | app | gs | cg | sho | sv | ip    | h   | r   | er  | bb  | so  | 2b | 3b | hr | b/avg | wp | hp | bk | sfa | sha |  |
|--------------------|-------|-------|-----|----|----|-----|----|-------|-----|-----|-----|-----|-----|----|----|----|-------|----|----|----|-----|-----|--|
| 28 John M Bertrand | 2.35  | 6-1   | 11  | 11 | 0  | 0/1 | 0  | 69.0  | 57  | 22  | 18  | 17  | 71  | 10 | 1  | 3  | .221  | 5  | 5  | 0  | 0   | 3   |  |
| 17 Aidan Tyrell    | 2.72  | 5-0   | 17  | 5  | 0  | 0/1 | 0  | 39.2  | 35  | 14  | 12  | 11  | 30  | 5  | 0  | 2  | .235  | 4  | 5  | 0  | 1   | 0   |  |
| 23 Austin Temple   | 3.68  | 3-1   | 11  | 9  | 0  | 0/1 | 2  | 44.0  | 29  | 19  | 18  | 18  | 55  | 3  | 0  | 4  | .191  | 4  | 4  | 0  | 0   | 0   |  |
| -----              |       |       |     |    |    |     |    |       |     |     |     |     |     |    |    |    |       |    |    |    |     |     |  |
| 24 Jack Findlay    | 0.72  | 4-0   | 10  | 5  | 0  | 0/0 | 0  | 25.0  | 15  | 4   | 2   | 9   | 25  | 2  | 0  | 1  | .170  | 4  | 2  | 0  | 0   | 1   |  |
| 52 Ryan McLinskey  | 2.42  | 0-1   | 14  | 0  | 0  | 0/2 | 3  | 26.0  | 19  | 10  | 7   | 8   | 39  | 4  | 0  | 2  | .204  | 6  | 1  | 0  | 0   | 3   |  |
| 33 Radek Birkholz  | 3.60  | 0-0   | 14  | 1  | 0  | 0/0 | 0  | 15.0  | 13  | 8   | 6   | 12  | 23  | 3  | 0  | 0  | .241  | 0  | 1  | 0  | 1   | 1   |  |
| 45 Alex Rao        | 3.62  | 2-1   | 13  | 0  | 0  | 0/2 | 1  | 27.1  | 17  | 11  | 11  | 18  | 36  | 1  | 0  | 3  | .173  | 3  | 0  | 0  | 0   | 0   |  |
| 31 Caden Aoki      | 3.86  | 0-2   | 4   | 0  | 0  | 0/0 | 0  | 9.1   | 7   | 4   | 4   | 2   | 10  | 2  | 0  | 2  | .200  | 2  | 0  | 0  | 0   | 0   |  |
| 37 Matt Lazzaro    | 4.50  | 0-0   | 4   | 0  | 0  | 0/0 | 0  | 4.0   | 1   | 4   | 2   | 3   | 7   | 0  | 0  | 1  | .071  | 0  | 1  | 0  | 0   | 1   |  |
| 29 Liam Simon      | 5.62  | 1-0   | 10  | 3  | 0  | 0/0 | 0  | 16.0  | 9   | 13  | 10  | 15  | 28  | 0  | 1  | 3  | .161  | 5  | 2  | 0  | 0   | 0   |  |
| 41 Jackson Dennies | 5.65  | 1-1   | 14  | 0  | 0  | 0/0 | 0  | 14.1  | 16  | 11  | 9   | 9   | 16  | 5  | 0  | 0  | .286  | 2  | 2  | 1  | 3   | 0   |  |
| 26 Roman Kimball   | 5.66  | 4-0   | 13  | 0  | 0  | 0/0 | 0  | 20.2  | 16  | 14  | 13  | 10  | 24  | 4  | 0  | 5  | .208  | 2  | 1  | 0  | 0   | 0   |  |
| 9 Jack Brannigan   | 7.36  | 2-2   | 10  | 1  | 0  | 0/1 | 2  | 14.2  | 16  | 13  | 12  | 8   | 28  | 2  | 0  | 2  | .267  | 3  | 0  | 1  | 0   | 0   |  |
| 43 Will Mercer     | 7.82  | 0-1   | 7   | 3  | 0  | 0/0 | 1  | 12.2  | 13  | 11  | 11  | 7   | 13  | 2  | 0  | 2  | .271  | 2  | 2  | 0  | 1   | 0   |  |
| 50 Sammy Cooper    | 12.00 | 0-0   | 3   | 0  | 0  | 0/0 | 0  | 3.0   | 4   | 4   | 4   | 3   | 4   | 0  | 0  | 1  | .286  | 1  | 0  | 0  | 0   | 0   |  |
| 27 Gerry Peacock   | 18.00 | 0-0   | 1   | 0  | 0  | 0/0 | 0  | 1.0   | 2   | 2   | 2   | 4   | 2   | 1  | 0  | 0  | .500  | 1  | 0  | 0  | 0   | 0   |  |
| 20 Nick DeMarco    | 27.00 | 0-0   | 1   | 0  | 0  | 0/0 | 0  | 1.0   | 4   | 3   | 3   | 0   | 1   | 1  | 0  | 0  | .571  | 0  | 1  | 0  | 0   | 0   |  |
| 25 Ryan Lynch      | 99.00 | 0-0   | 1   | 0  | 0  | 0/0 | 0  | 0.0   | 2   | 2   | 2   | 0   | 0   | 0  | 0  | 1  | 1.000 | 0  | 0  | 0  | 0   | 0   |  |
| Totals             | 3.83  | 28-10 | 38  | 38 | 0  | 2/2 | 9  | 342.2 | 275 | 169 | 146 | 154 | 412 | 45 | 2  | 32 | .217  | 44 | 27 | 2  | 6   | 9   |  |
| Opponents          | 7.10  | 10-28 | 38  | 38 | 0  | 0/0 | 3  | 331.0 | 408 | 315 | 261 | 143 | 279 | 75 | 12 | 47 | .298  | 45 | 46 | 3  | 21  | 18  |  |

PB - Team (12), D LaManna 9, D Neri 3, Opp (7). Pickoffs - Team (6), D LaManna 3, J Bertrand 2, A Tyrell 1, Opp (5). SBA/ATT - D LaManna (15-21), D Neri (7-12), J Bertrand (4-7), A Temple (2-6), L Simon (4-5), J Dennies (3-4), A Tyrell (3-4), R McLinskey (3-3), J Findlay (0-2), R Kimball (1-1), A Rao (1-1), R Birkholz (1-1).

## 2022 FIELDING STATISTICS

| Player             | c    | po   | a   | e  | fld%  | dp | sba | csb | sba%  | pb | ci |
|--------------------|------|------|-----|----|-------|----|-----|-----|-------|----|----|
| 4 Carter Putz      | 323  | 311  | 12  | 0  | 1.000 | 21 | 0   | 0   | ---   | 0  | 0  |
| 8 Danny Neri       | 170  | 143  | 27  | 0  | 1.000 | 0  | 7   | 5   | .583  | 3  | 0  |
| 42 Brooks Coetzee  | 51   | 49   | 2   | 0  | 1.000 | 1  | 0   | 0   | ---   | 0  | 0  |
| 7 Jack Zyska       | 14   | 14   | 0   | 0  | 1.000 | 0  | 0   | 0   | ---   | 0  | 0  |
| 47 Tony Lindwedel  | 12   | 12   | 0   | 0  | 1.000 | 0  | 0   | 0   | ---   | 0  | 0  |
| 17 Aidan Tyrell    | 12   | 5    | 7   | 0  | 1.000 | 0  | 3   | 1   | .750  | 0  | 0  |
| 13 Joey Spence     | 8    | 7    | 1   | 0  | 1.000 | 2  | 0   | 0   | ---   | 0  | 0  |
| 26 Roman Kimball   | 5    | 1    | 4   | 0  | 1.000 | 0  | 1   | 0   | 1.000 | 0  | 0  |
| 52 Ryan McLinskey  | 4    | 0    | 4   | 0  | 1.000 | 0  | 3   | 0   | 1.000 | 0  | 0  |
| 20 Nick DeMarco    | 4    | 2    | 2   | 0  | 1.000 | 1  | 0   | 0   | ---   | 0  | 0  |
| 45 Alex Rao        | 4    | 2    | 2   | 0  | 1.000 | 0  | 1   | 0   | 1.000 | 0  | 0  |
| 29 Liam Simon      | 3    | 2    | 1   | 0  | 1.000 | 1  | 4   | 1   | .800  | 0  | 0  |
| 31 Caden Aoki      | 2    | 0    | 2   | 0  | 1.000 | 0  | 0   | 0   | ---   | 0  | 0  |
| 12 Connor Hincks   | 2    | 2    | 0   | 0  | 1.000 | 0  | 0   | 0   | ---   | 0  | 0  |
| 23 Austin Temple   | 1    | 0    | 1   | 0  | 1.000 | 0  | 2   | 4   | .333  | 0  | 0  |
| 33 Radek Birkholz  | 1    | 0    | 1   | 0  | 1.000 | 0  | 1   | 0   | 1.000 | 0  | 0  |
| 50 Sammy Cooper    | 1    | 1    | 0   | 0  | 1.000 | 0  | 0   | 0   | ---   | 0  | 0  |
| 43 Will Mercer     | 1    | 0    | 1   | 0  | 1.000 | 0  | 0   | 0   | ---   | 0  | 0  |
| 41 Jackson Dennies | 1    | 1    | 0   | 0  | 1.000 | 0  | 3   | 1   | .750  | 0  | 0  |
| 3 David LaManna    | 257  | 215  | 41  | 1  | .996  | 0  | 15  | 6   | .714  | 9  | 0  |
| 9 Jack Brannigan   | 89   | 27   | 61  | 1  | .989  | 4  | 0   | 0   | ---   | 0  | 0  |
| 16 Jared Miller    | 151  | 54   | 93  | 4  | .974  | 16 | 0   | 0   | ---   | 0  | 0  |
| 1 Ryan Cole        | 64   | 61   | 1   | 2  | .969  | 0  | 0   | 0   | ---   | 0  | 0  |
| 2 Spencer Myers    | 27   | 26   | 0   | 1  | .963  | 0  | 0   | 0   | ---   | 0  | 0  |
| 6 TJ Williams      | 42   | 39   | 1   | 2  | .952  | 0  | 0   | 0   | ---   | 0  | 0  |
| 28 John M Bertrand | 18   | 1    | 16  | 1  | .944  | 1  | 4   | 3   | .571  | 0  | 0  |
| 14 Zack Prajzner   | 138  | 42   | 88  | 8  | .942  | 16 | 0   | 0   | ---   | 0  | 0  |
| 11 Jack Penney     | 29   | 11   | 15  | 3  | .897  | 2  | 0   | 0   | ---   | 0  | 0  |
| 19 Casey Kmet      | 3    | 0    | 2   | 1  | .667  | 0  | 0   | 0   | ---   | 0  | 0  |
| 37 Matt Lazzaro    | 1    | 0    | 0   | 1  | .000  | 0  | 0   | 0   | ---   | 0  | 0  |
| 18 Nick Juaire     | 0    | 0    | 0   | 0  | .000  | 0  | 0   | 0   | ---   | 0  | 0  |
| 21 Brady Gumpf     | 0    | 0    | 0   | 0  | .000  | 0  | 0   | 0   | ---   | 0  | 0  |
| 30 DM Jefferson    | 0    | 0    | 0   | 0  | .000  | 0  | 0   | 0   | ---   | 0  | 0  |
| 25 Ryan Lynch      | 0    | 0    | 0   | 0  | .000  | 0  | 0   | 0   | ---   | 0  | 0  |
| 24 Jack Findlay    | 0    | 0    | 0   | 0  | .000  | 0  | 0   | 2   | .000  | 0  | 0  |
| 27 Gerry Peacock   | 0    | 0    | 0   | 0  | .000  | 0  | 0   | 0   | ---   | 0  | 0  |
| Totals             | 1438 | 1028 | 385 | 25 | .983  | 24 | 22  | 12  | .647  | 12 | 0  |
| Opponents          | 1431 | 993  | 374 | 64 | .955  | 13 | 55  | 11  | .833  | 7  | 1  |



## 2022 MISCELLANEOUS STATISTICS

| Score by innings | 1  | 2  | 3  | 4  | 5  | 6  | 7  | 8  | 9  | EX | Total |
|------------------|----|----|----|----|----|----|----|----|----|----|-------|
| Notre Dame       | 41 | 26 | 30 | 43 | 27 | 45 | 43 | 43 | 11 | 6  | 315   |
| Opponents        | 23 | 4  | 10 | 22 | 18 | 25 | 23 | 28 | 15 | 1  | 169   |


| Multiple Hit Games | 2  | 3  | 4 | 5+ | Total | Multiple RBI Games | 2  | 3  | 4 | 5+ | Total |
|--------------------|----|----|---|----|-------|--------------------|----|----|---|----|-------|
| 4 Carter Putz      | 13 | 3  | 1 | -  | 17    | 4 Carter Putz      | 6  | 3  | - | 1  | 10    |
| 1 Ryan Cole        | 9  | 3  | 1 | -  | 13    | 7 Jack Zyska       | 7  | -  | 2 | -  | 9     |
| 42 Brooks Coetzee  | 8  | 2  | 1 | -  | 11    | 42 Brooks Coetzee  | 3  | 2  | 1 | 1  | 7     |
| 14 Zack Prajzner   | 6  | 4  | - | -  | 10    | 14 Zack Prajzner   | 4  | 2  | 1 | -  | 7     |
| 3 David LaManna    | 7  | 3  | - | -  | 10    | 9 Jack Brannigan   | 3  | 2  | 1 | -  | 6     |
| 9 Jack Brannigan   | 7  | 2  | 1 | -  | 10    | 16 Jared Miller    | 4  | -  | 1 | -  | 5     |
| 16 Jared Miller    | 8  | 1  | - | -  | 9     | 1 Ryan Cole        | 2  | 1  | 2 | -  | 5     |
| 7 Jack Zyska       | 7  | 1  | - | -  | 8     | 2 Spencer Myers    | 2  | 1  | 1 | -  | 4     |
| 6 TJ Williams      | 5  | -  | - | -  | 5     | 3 David LaManna    | 3  | -  | - | 1  | 4     |
| 2 Spencer Myers    | 4  | 1  | - | -  | 5     | 30 DM Jefferson    | 2  | 1  | - | -  | 3     |
| 18 Nick Juaire     | 3  | 1  | - | -  | 4     | 11 Jack Penney     | 3  | -  | - | -  | 3     |
| 8 Danny Neri       | 1  | 2  | - | -  | 3     | 18 Nick Juaire     | 2  | -  | - | -  | 2     |
| 30 DM Jefferson    | 3  | -  | - | -  | 3     | 21 Brady Gumpf     | 2  | -  | - | -  | 2     |
| 11 Jack Penney     | 2  | -  | - | -  | 2     | 8 Danny Neri       | 1  | 1  | - | -  | 2     |
| TEAM               | 83 | 23 | 4 | 0  | 110   | 6 TJ Williams      | 1  | -  | - | -  | 1     |
|                    |    |    |   |    |       | TEAM               | 45 | 13 | 9 | 3  | 70    |

| Hitting Streaks   | Longest | Current | Reached Base Streaks | Longest | Current |
|-------------------|---------|---------|----------------------|---------|---------|
| 4 Carter Putz     | 11      | 6       | 7 Jack Zyska         | 16      | 16      |
| 1 Ryan Cole       | 9       | 6       | 1 Ryan Cole          | 16      | 11      |
| 9 Jack Brannigan  | 8       | 6       | 4 Carter Putz        | 13      | 9       |
| 7 Jack Zyska      | 7       | 1       | 6 TJ Williams        | 12      | 2       |
| 42 Brooks Coetzee | 7       | 6       | 42 Brooks Coetzee    | 9       | 6       |
| 2 Spencer Myers   | 6       | 2       | 9 Jack Brannigan     | 8       | 7       |
| 14 Zack Prajzner  | 6       | 6       | 16 Jared Miller      | 8       | 8       |
| 6 TJ Williams     | 6       | 1       | 3 David LaManna      | 8       | 8       |
| 8 Danny Neri      | 5       | -       | 8 Danny Neri         | 7       | -       |
| 16 Jared Miller   | 5       | 3       | 14 Zack Prajzner     | 7       | 6       |
| 11 Jack Penney    | 4       | 4       | 2 Spencer Myers      | 6       | 2       |
| 30 DM Jefferson   | 4       | 1       | 18 Nick Juaire       | 4       | 2       |
| 3 David LaManna   | 4       | -       | 11 Jack Penney       | 4       | 4       |
| 18 Nick Juaire    | 3       | 2       | 30 DM Jefferson      | 4       | 1       |
| 13 Joey Spence    | 2       | -       | 20 Nick DeMarco      | 2       | -       |
| 21 Brady Gumpf    | 2       | 1       | 21 Brady Gumpf       | 2       | 1       |
| 47 Tony Lindwedel | 1       | 1       | 13 Joey Spence       | 2       | -       |
| 19 Casey Kmet     | 1       | -       | 19 Casey Kmet        | 1       | -       |
| 20 Nick DeMarco   | 1       | -       | 47 Tony Lindwedel    | 1       | 1       |

## IRISH IN THE PROS

| Player           | Team                     | League       | Notes  |
|------------------|--------------------------|--------------|--|
| Cavan Biggio     | Toronto Blue Jays        | MLB          | Made his MLB debut in 2019   |
| Sean Guenther    | Miami Marlins            | MLB          | Made his MLB debut with the Marlins on Aug. 4, 2021                      |
| Trey Mancini     | Baltimore Orioles        | MLB          | 2021 MLB Comeback Player of the Year                                     |
| David Phelps     | Toronto Blue Jays        | MLB          |  |
| A.J. Pollock     | Chicago White Sox        | MLB          | Was the first Irish player to win a World Series since 2008 (Brad Lidge) |
| Matt Vierling    | Philadelphia Phillies    | MLB          | Made his MLB debut with the Phillies on June 19, 2021                    |
| Brandon Bielak   | Sugar Land Space Cowboys | AAA (HOU)    | Made his MLB debut with the Astros on July 27, 2020                      |
| Joe Hudson       | Durham Bulls             | AAA (TB)     | Made his MLB debut with the Angels on Sept. 8, 2018                      |
| Nick Podkul      | Buffalo Bison            | AAA (TOR)    | Drafted by Toronto in the seventh round of the 2018 MLB Draft            |
| Peter Solomon    | Sugar Land Space Cowboys | AAA (HOU)    | Made his major league debut on April 18, 2021                            |
| Cole Daily       | Harrisburg Senators      | AA (WSH)     | Drafted by Washington in the 22nd round of the 2018 MLB Draft            |
| Torii Hunter Jr. | Rocket City Trash Pandas | AA (LAA)     |  |
| Cameron Junker   | Greensboro Grasshoppers  | High A (PIT) | Drafted in the 10th round of the 2019 MLB Draft                          |
| Joe Boyle        | Dayton Dragons           | High A (CIN) | Drafted by Cincinnati in the fifth round of the 2020 MLB Draft           |
| Niko Kavadas     | Salem Red Sox            | A (BOS)      | Drafted by Boston in the 11th round of the 2021 MLB Draft                |
| Tanner Kohlhepp  | Detroit Organization     | TBA          | Drafted by Detroit in the fifth round of the 2021 MLB Draft              |

# #1 RYAN COLE



Graduate Student/OF

**Career Highs**

**Hits:** 4 (2/26/22~1 vs. MU)  
**Runs:** 3 (8x, MR 5/1/22 vs BC)  
**HR:** 1 (14x, MR 4/20/22 vs PFW)  
**RBI:** 6 (6/5/21 vs. UC)  
**SB:** 3 (2x, MR 5/1/22 vs. BC)

**News & Notes**

- Tied a career high with 3 runs and 3 stolen bases against Boston College (5/1/22)
- Tied a career high with 3 runs against Michigan (4/12/22)
- Tied a career high with 3 runs and 1 home run against Florida State (4/3/22)
- Set a career high with 3 stolen bases against Northern Illinois (3/29/22)
- Set a career high with 4 hits and tied a career high with 3 runs and 2 stolen bases against Monmouth (2/26/22~1)
- Hit his first career grand slam against Monmouth (2/26/22~1)
- 2022 Perfect Game Preseason All-ACC Team

## CAREER SUMMARY

| Year  | avg  | gp-gs   | ab  | r   | h   | 2b | 3b | hr | rbi | tb  | slg% | bb | hbp | so  | gdp | ob%  | sf | sh | sb-att | po  | a | e | fld%  |
|-------|------|---------|-----|-----|-----|----|----|----|-----|-----|------|----|-----|-----|-----|------|----|----|--------|-----|---|---|-------|
| 2018  | .179 | 27-7    | 28  | 8   | 5   | 1  | 1  | 0  | 4   | 8   | .286 | 4  | 5   | 8   | 0   | .378 | 0  | 1  | 2-4    | 18  | 1 | 0 | 1.000 |
| 2019  | .194 | 41-14   | 72  | 10  | 14  | 2  | 1  | 0  | 4   | 18  | .250 | 13 | 0   | 21  | 1   | .318 | 0  | 1  | 8-10   | 23  | 1 | 2 | .923  |
| 2020  | .250 | 10-5    | 24  | 5   | 6   | 2  | 0  | 0  | 1   | 8   | .333 | 1  | 0   | 7   | 0   | .280 | 0  | 0  | 2-2    | 15  | 0 | 1 | .938  |
| 2021  | .336 | 47-38   | 152 | 44  | 51  | 9  | 1  | 9  | 34  | 89  | .586 | 22 | 12  | 34  | 0   | .455 | 1  | 2  | 7-9    | 69  | 3 | 0 | 1.000 |
| 2022  | .315 | 38-38   | 143 | 36  | 45  | 8  | 1  | 6  | 24  | 73  | .510 | 18 | 15  | 32  | 1   | .443 | 0  | 0  | 17-17  | 61  | 1 | 2 | .969  |
| TOTAL | .289 | 163-102 | 419 | 103 | 121 | 22 | 4  | 15 | 67  | 196 | .468 | 58 | 32  | 102 | 2   | .414 | 1  | 4  | 36-42  | 186 | 6 | 5 | .975  |

## 2022 GAME-BY-GAME

| Date   | Opponent          | Pos    | AB   | R   | H  | RBI | 2B | 3B | HR | BB | SB | CS | HBP | SAC | SF | GDP | K | PO | A  | E | Avg  |      |
|--------|-------------------|--------|------|-----|----|-----|----|----|----|----|----|----|-----|-----|----|-----|---|----|----|---|------|------|
| Feb 18 | vs Manhattan      | *of    | 2    | 2   | 0  | 0   | 0  | 0  | 0  | 2  | 1  | 0  | 0   | 0   | 0  | 0   | 1 | 0  | 0  | 0 | .000 |      |
| Feb 19 | at Stetson        | *of    | 4    | 0   | 2  | 1   | 0  | 0  | 0  | 0  | 0  | 0  | 0   | 0   | 0  | 0   | 0 | 0  | 0  | 0 | .333 |      |
| Feb 20 | vs Delaware       | *of    | 4    | 1   | 1  | 0   | 0  | 0  | 0  | 1  | 0  | 0  | 0   | 0   | 0  | 0   | 0 | 0  | 0  | 0 | .300 |      |
| Feb 25 | vs Marist         | *of    | 3    | 2   | 3  | 1   | 0  | 0  | 0  | 0  | 0  | 0  | 0   | 0   | 0  | 0   | 0 | 2  | 0  | 0 | .462 |      |
| Feb 26 | vs Monmouth-1     | *of    | 4    | 3   | 4  | 4   | 1  | 0  | 1  | 0  | 2  | 0  | 1   | 0   | 0  | 0   | 0 | 0  | 0  | 0 | .588 |      |
| Feb 26 | vs Monmouth-2     | *of    | 3    | 1   | 0  | 0   | 0  | 0  | 0  | 1  | 0  | 1  | 0   | 0   | 0  | 0   | 2 | 1  | 0  | 0 | .500 |      |
| Mar 04 | vs Illinois       | *of    | 4    | 0   | 0  | 0   | 0  | 0  | 0  | 0  | 0  | 0  | 1   | 0   | 0  | 0   | 1 | 4  | 0  | 0 | .417 |      |
| Mar 05 | vs Michigan State | *of    | 3    | 0   | 0  | 0   | 0  | 0  | 0  | 0  | 0  | 0  | 1   | 0   | 0  | 0   | 0 | 2  | 0  | 0 | .370 |      |
| Mar 06 | at Minnesota Goph | *of    | 3    | 0   | 0  | 0   | 0  | 0  | 0  | 0  | 0  | 0  | 1   | 0   | 0  | 0   | 1 | 2  | 0  | 0 | .333 |      |
| Mar 08 | at Elon           | *of    | 4    | 1   | 0  | 1   | 0  | 0  | 0  | 0  | 0  | 0  | 0   | 0   | 0  | 0   | 2 | 1  | 0  | 0 | .294 |      |
| Mar 11 | at NC State       | *of    | 6    | 0   | 1  | 0   | 1  | 0  | 0  | 0  | 0  | 0  | 0   | 0   | 0  | 0   | 3 | 0  | 1  | 0 | .275 |      |
| Mar 13 | at NC State       | *of    | 4    | 1   | 1  | 0   | 0  | 0  | 0  | 0  | 0  | 0  | 1   | 0   | 0  | 0   | 0 | 3  | 0  | 0 | .273 |      |
| Mar 15 | VALPARAISO        | *of    | 3    | 1   | 1  | 1   | 0  | 0  | 0  | 0  | 1  | 0  | 0   | 0   | 0  | 0   | 0 | 1  | 0  | 0 | .277 |      |
| Mar 18 | at Louisville     | *of    | 4    | 1   | 1  | 0   | 0  | 0  | 0  | 1  | 0  | 0  | 1   | 0   | 0  | 1   | 4 | 0  | 0  | 0 | .275 |      |
| Mar 19 | at Louisville     | *of    | 3    | 0   | 1  | 0   | 1  | 0  | 0  | 1  | 0  | 0  | 0   | 0   | 0  | 0   | 1 | 1  | 0  | 0 | .278 |      |
| Mar 20 | at Louisville     | *of    | 4    | 0   | 1  | 1   | 0  | 0  | 0  | 1  | 0  | 0  | 0   | 0   | 0  | 0   | 2 | 2  | 0  | 0 | .276 |      |
| Mar 25 | VIRGINIA TECH     | *of    | 4    | 1   | 1  | 0   | 0  | 0  | 0  | 0  | 0  | 0  | 1   | 0   | 0  | 0   | 1 | 0  | 0  | 0 | .274 |      |
| Mar 29 | NORTHERN ILLIN    | *of    | 3    | 2   | 2  | 0   | 0  | 0  | 0  | 0  | 3  | 0  | 0   | 0   | 0  | 0   | 1 | 2  | 0  | 0 | .292 |      |
| Apr 01 | at Florida State  | *of    | 4    | 1   | 2  | 2   | 0  | 0  | 1  | 1  | 0  | 0  | 0   | 0   | 0  | 0   | 0 | 1  | 0  | 0 | .304 |      |
| Apr 02 | at Florida State  | *of    | 1    | 0   | 0  | 0   | 0  | 0  | 0  | 1  | 0  | 0  | 2   | 0   | 0  | 0   | 1 | 1  | 0  | 0 | .300 |      |
| Apr 03 | at Florida State  | *of    | 3    | 3   | 3  | 3   | 1  | 0  | 1  | 1  | 0  | 0  | 1   | 0   | 0  | 0   | 0 | 0  | 0  | 1 | .329 |      |
| Apr 05 | BUTLER            | *of    | 3    | 2   | 1  | 0   | 1  | 0  | 0  | 1  | 1  | 0  | 0   | 0   | 0  | 0   | 0 | 1  | 0  | 0 | .329 |      |
| Apr 08 | CLEMSON           | *of    | 2    | 0   | 0  | 0   | 0  | 0  | 0  | 2  | 0  | 0  | 0   | 0   | 0  | 0   | 0 | 0  | 0  | 0 | .321 |      |
| Apr 09 | CLEMSON           | *of    | 3    | 0   | 0  | 0   | 0  | 0  | 0  | 1  | 0  | 0  | 0   | 0   | 0  | 0   | 2 | 0  | 0  | 0 | .309 |      |
| Apr 10 | CLEMSON           | *of    | 4    | 1   | 1  | 1   | 0  | 0  | 1  | 1  | 0  | 0  | 0   | 0   | 0  | 0   | 1 | 2  | 0  | 0 | .306 |      |
| Apr 12 | MICHIGAN          | *of    | 3    | 3   | 2  | 0   | 0  | 0  | 1  | 2  | 0  | 1  | 0   | 1   | 0  | 0   | 0 | 3  | 0  | 0 | .318 |      |
| Apr 14 | at Duke           | *of    | 4    | 0   | 0  | 0   | 0  | 0  | 0  | 0  | 0  | 0  | 0   | 0   | 0  | 0   | 0 | 6  | 0  | 0 | .304 |      |
| Apr 15 | at Duke           | *of    | 5    | 0   | 1  | 0   | 0  | 0  | 0  | 0  | 0  | 0  | 0   | 0   | 0  | 0   | 2 | 0  | 0  | 0 | .299 |      |
| Apr 16 | at Duke           | *of    | 4    | 1   | 1  | 0   | 0  | 1  | 0  | 0  | 0  | 0  | 0   | 0   | 0  | 0   | 2 | 2  | 0  | 1 | .297 |      |
| Apr 19 | VALPARAISO        | *of    | 4    | 0   | 2  | 1   | 0  | 0  | 0  | 0  | 0  | 0  | 0   | 0   | 0  | 0   | 1 | 3  | 0  | 0 | .305 |      |
| Apr 20 | PURDUE FORT W     | *of    | 4    | 2   | 2  | 2   | 0  | 0  | 1  | 2  | 0  | 0  | 0   | 0   | 0  | 0   | 1 | 2  | 0  | 0 | .312 |      |
| Apr 22 | WAKE FOREST       | *of    | 2    | 1   | 0  | 0   | 0  | 0  | 0  | 1  | 0  | 0  | 2   | 0   | 0  | 0   | 1 | 5  | 0  | 0 | .306 |      |
| Apr 23 | WAKE FOREST       | *of/of | 6    | 1   | 2  | 1   | 1  | 0  | 0  | 1  | 0  | 0  | 0   | 0   | 0  | 0   | 2 | 2  | 0  | 0 | .308 |      |
| Apr 24 | WAKE FOREST       | *of    | 6    | 1   | 3  | 1   | 0  | 0  | 0  | 0  | 0  | 0  | 0   | 0   | 0  | 0   | 0 | 1  | 0  | 0 | .317 |      |
| Apr 26 | vs Michigan State | *of    | 5    | 0   | 1  | 0   | 0  | 0  | 0  | 0  | 0  | 0  | 0   | 0   | 0  | 0   | 1 | 1  | 0  | 0 | .312 |      |
| Apr 29 | BOSTON COLLEGE    | *of    | 5    | 0   | 1  | 0   | 1  | 0  | 0  | 0  | 0  | 0  | 0   | 0   | 0  | 0   | 1 | 1  | 0  | 0 | .308 |      |
| Apr 30 | BOSTON COLLEGE    | *of    | 5    | 1   | 2  | 0   | 1  | 0  | 0  | 2  | 0  | 0  | 0   | 0   | 0  | 0   | 1 | 1  | 0  | 0 | .312 |      |
| May 01 | BOSTON COLLEGE    | *of/of | 5    | 3   | 2  | 4   | 0  | 0  | 1  | 0  | 3  | 0  | 1   | 0   | 0  | 0   | 0 | 4  | 0  | 0 | .315 |      |
| Totals |                   |        | 38gs | 143 | 36 | 45  | 24 | 8  | 1  | 6  | 18 | 17 | 0   | 15  | 0  | 0   | 1 | 32 | 61 | 1 | 2    | .315 |

On base pct. .443 • Slugging pct. .510

# 2022 NOTRE DAME BASEBALL GAME NOTES

## #2 SPENCER MYERS



### Graduate Student/OF

#### Career Highs

**Hits:** 3 (14x, MR 4/16/22 at DU)  
**Runs:** 4 (2x, 3/23/19 vs. FSU-2)  
**HR:** 1 (3x, MR 4/12/22 vs. UM)  
**RBI:** 4 (4/12/22 vs. UM)  
**SB:** 6 (3/1/20 at PC)

### News & Notes

- Tied a career high with 3 hits against Duke (4/15/22)
- Set a career high with 4 RBI and hit his first career grand slam against Michigan (4/12/22)

### CAREER SUMMARY

| Year  | avg  | gp-gs   | ab  | r   | h   | 2b | 3b | hr | rbi | tb  | slg% | bb | hbp | so  | gdp | ob%  | sf | sh | sb-att | po  | a | e | fld%  |
|-------|------|---------|-----|-----|-----|----|----|----|-----|-----|------|----|-----|-----|-----|------|----|----|--------|-----|---|---|-------|
| 2018  | .239 | 39-23   | 88  | 19  | 21  | 2  | 0  | 0  | 7   | 23  | .261 | 11 | 1   | 19  | 1   | .330 | 0  | 2  | 4-5    | 63  | 1 | 0 | 1.000 |
| 2019  | .294 | 54-53   | 211 | 48  | 62  | 5  | 0  | 1  | 16  | 70  | .332 | 30 | 1   | 36  | 3   | .383 | 1  | 6  | 22-25  | 124 | 1 | 2 | .984  |
| 2020  | .431 | 12-12   | 58  | 14  | 25  | 2  | 0  | 0  | 8   | 27  | .466 | 7  | 0   | 5   | 0   | .492 | 0  | 0  | 15-18  | 31  | 0 | 0 | 1.000 |
| 2021  | .295 | 47-47   | 193 | 41  | 57  | 11 | 0  | 1  | 15  | 71  | .368 | 21 | 3   | 36  | 4   | .370 | 2  | 5  | 15-19  | 103 | 1 | 0 | 1.000 |
| 2022  | .237 | 29-24   | 93  | 14  | 22  | 1  | 1  | 1  | 15  | 28  | .301 | 9  | 1   | 13  | 0   | .305 | 2  | 9  | 5-6    | 26  | 0 | 1 | .963  |
| TOTAL | .291 | 181-159 | 643 | 136 | 187 | 21 | 1  | 3  | 61  | 219 | .341 | 78 | 6   | 109 | 8   | .370 | 5  | 22 | 61-73  | 347 | 3 | 3 | .992  |

### 2022 GAME-BY-GAME

| Date   | Opponent          | Pos   | AB   | R  | H  | RBI | 2B | 3B | HR | BB | SB | CS | HBP | SAC | SF | GDP | K  | PO | A | E | Avg  |
|--------|-------------------|-------|------|----|----|-----|----|----|----|----|----|----|-----|-----|----|-----|----|----|---|---|------|
| Feb 18 | vs Manhattan      | *of   | 2    | 1  | 1  | 0   | 0  | 1  | 0  | 1  | 0  | 0  | 0   | 0   | 0  | 0   | 0  | 0  | 0 | 0 | .500 |
| Feb 19 | at Stetson        | *of   | 3    | 0  | 0  | 1   | 0  | 0  | 0  | 1  | 0  | 0  | 0   | 1   | 0  | 0   | 1  | 0  | 0 | 0 | .200 |
| Feb 20 | vs Delaware       | *of   | 4    | 0  | 0  | 0   | 0  | 0  | 0  | 0  | 0  | 0  | 0   | 0   | 0  | 0   | 0  | 2  | 0 | 0 | .111 |
| Feb 25 | vs Marist         | *of   | 3    | 2  | 1  | 0   | 0  | 0  | 0  | 0  | 0  | 0  | 0   | 0   | 0  | 0   | 0  | 2  | 0 | 0 | .167 |
| Feb 26 | vs Monmouth-1     | *of   | 4    | 1  | 1  | 0   | 0  | 0  | 0  | 0  | 0  | 0  | 0   | 0   | 0  | 0   | 0  | 0  | 0 | 0 | .188 |
| Feb 26 | vs Monmouth-2     | *dh   | 5    | 0  | 0  | 0   | 0  | 0  | 0  | 0  | 0  | 0  | 0   | 0   | 0  | 0   | 1  | 0  | 0 | 0 | .143 |
| Mar 04 | vs Illinois       | *dh   | 5    | 0  | 1  | 2   | 0  | 0  | 0  | 0  | 0  | 0  | 0   | 0   | 0  | 0   | 2  | 0  | 0 | 0 | .154 |
| Mar 05 | vs Michigan State | *dh   | 3    | 0  | 0  | 0   | 0  | 0  | 0  | 1  | 0  | 0  | 0   | 0   | 0  | 0   | 0  | 0  | 0 | 0 | .138 |
| Mar 06 | at Minnesota Goph | *dh   | 2    | 0  | 0  | 1   | 0  | 0  | 0  | 0  | 0  | 0  | 0   | 1   | 0  | 0   | 0  | 0  | 0 | 0 | .129 |
| Mar 08 | at Elon           | ph/of | 1    | 0  | 0  | 0   | 0  | 0  | 0  | 1  | 0  | 0  | 0   | 0   | 0  | 0   | 0  | 2  | 0 | 1 | .125 |
| Mar 13 | at NC State       | *dh   | 4    | 1  | 1  | 0   | 0  | 0  | 0  | 0  | 0  | 0  | 0   | 0   | 0  | 0   | 1  | 0  | 0 | 0 | .139 |
| Mar 15 | VALPARAISO        | of    | 1    | 1  | 1  | 0   | 0  | 0  | 0  | 0  | 0  | 0  | 0   | 0   | 0  | 0   | 0  | 0  | 0 | 0 | .162 |
| Mar 18 | at Louisville     | *of   | 6    | 2  | 2  | 0   | 0  | 0  | 0  | 1  | 0  | 0  | 0   | 0   | 0  | 0   | 2  | 0  | 0 | 0 | .186 |
| Mar 19 | at Louisville     | *of   | 3    | 0  | 1  | 0   | 0  | 0  | 0  | 0  | 1  | 0  | 1   | 0   | 1  | 0   | 0  | 2  | 0 | 0 | .196 |
| Mar 20 | at Louisville     | *of   | 3    | 1  | 0  | 0   | 0  | 0  | 0  | 0  | 0  | 0  | 0   | 2   | 0  | 0   | 1  | 1  | 0 | 0 | .184 |
| Mar 25 | VIRGINIA TECH     | ph    | 0    | 0  | 0  | 0   | 0  | 0  | 0  | 0  | 0  | 0  | 0   | 1   | 0  | 0   | 0  | 0  | 0 | 0 | .184 |
| Mar 29 | NORTHERN ILLIN    | ph/of | 1    | 0  | 0  | 0   | 0  | 0  | 0  | 0  | 0  | 0  | 0   | 0   | 0  | 0   | 0  | 0  | 0 | 0 | .180 |
| Apr 02 | at Florida State  | *dh   | 5    | 0  | 0  | 0   | 0  | 0  | 0  | 0  | 0  | 0  | 0   | 0   | 0  | 0   | 2  | 0  | 0 | 0 | .164 |
| Apr 03 | at Florida State  | ph/d  | 0    | 0  | 0  | 0   | 0  | 0  | 0  | 0  | 0  | 0  | 0   | 1   | 0  | 0   | 0  | 0  | 0 | 0 | .164 |
| Apr 05 | BUTLER            | *of   | 3    | 0  | 0  | 1   | 0  | 0  | 0  | 0  | 0  | 0  | 0   | 1   | 0  | 0   | 1  | 0  | 0 | 0 | .155 |
| Apr 08 | CLEMSON           | *of   | 3    | 0  | 2  | 1   | 0  | 0  | 0  | 1  | 1  | 0  | 0   | 0   | 0  | 0   | 0  | 3  | 0 | 0 | .180 |
| Apr 09 | CLEMSON           | *of   | 4    | 1  | 1  | 0   | 0  | 0  | 0  | 0  | 0  | 1  | 0   | 0   | 0  | 0   | 0  | 0  | 0 | 0 | .185 |
| Apr 10 | CLEMSON           | *of   | 3    | 0  | 2  | 2   | 0  | 0  | 0  | 1  | 0  | 0  | 0   | 1   | 0  | 0   | 3  | 0  | 0 | 0 | .206 |
| Apr 12 | MICHIGAN          | *of   | 5    | 1  | 1  | 4   | 0  | 0  | 1  | 1  | 0  | 0  | 0   | 0   | 0  | 0   | 2  | 0  | 0 | 0 | .205 |
| Apr 14 | at Duke           | *of   | 4    | 0  | 2  | 3   | 0  | 0  | 0  | 0  | 0  | 0  | 0   | 1   | 0  | 0   | 2  | 0  | 0 | 0 | .221 |
| Apr 15 | at Duke           | *of   | 6    | 0  | 3  | 0   | 0  | 0  | 0  | 1  | 0  | 0  | 0   | 0   | 0  | 0   | 4  | 0  | 0 | 0 | .241 |
| Apr 16 | at Duke           | *of   | 3    | 0  | 0  | 0   | 0  | 0  | 0  | 0  | 0  | 0  | 0   | 1   | 0  | 0   | 0  | 2  | 0 | 0 | .233 |
| Apr 19 | VALPARAISO        | *of   | 4    | 1  | 1  | 0   | 1  | 0  | 0  | 0  | 0  | 0  | 0   | 0   | 0  | 0   | 3  | 0  | 0 | 0 | .233 |
| Apr 20 | PURDUE FORT W     | *of   | 3    | 2  | 1  | 0   | 0  | 0  | 0  | 2  | 2  | 0  | 0   | 0   | 0  | 0   | 0  | 0  | 0 | 0 | .237 |
| Totals |                   |       | 24gs | 93 | 14 | 22  | 15 | 1  | 1  | 9  | 5  | 1  | 1   | 9   | 2  | 0   | 13 | 26 | 0 | 1 | .237 |

On base pct. .305 • Slugging pct. .301



# #3 DAVID LAMANNA



**Graduate Student/C**

**Career Highs**  
**Hits:** 4 (5/2/21 vs. UNC)  
**Runs:** 4 (3/8/20 at UNC)  
**HR:** 1 (7x, MR vs. WF 4/23/22)  
**RBI:** 5 (vs. WF 4/23/22)  
**SB:** 2 (3/29/22 at NIU)

**News & Notes**

- 2022 Team Captain
- 2022 Buster Posey National Collegiate Catcher of the Year Watch List
- Set a career high with 5 RBI against Wake Forest (4/23/22)
- Set a career high with 2 steals against Northern Illinois (3/29/22)

## CAREER SUMMARY

| Year  | avg  | gp-gs   | ab  | r  | h   | 2b | 3b | hr | rbi | tb  | slg% | bb | hbp | so | gdp | ob%  | sf | sh | sb-att | po   | a   | e  | fld%  |
|-------|------|---------|-----|----|-----|----|----|----|-----|-----|------|----|-----|----|-----|------|----|----|--------|------|-----|----|-------|
| 2018  | .234 | 52-46   | 167 | 16 | 39  | 5  | 0  | 1  | 16  | 47  | .281 | 7  | 3   | 29 | 6   | .274 | 2  | 3  | 1-4    | 280  | 47  | 10 | .970  |
| 2019  | .272 | 42-33   | 114 | 10 | 31  | 6  | 0  | 0  | 12  | 37  | .325 | 20 | 2   | 21 | 2   | .387 | 1  | 4  | 3-3    | 265  | 38  | 4  | .987  |
| 2020  | .303 | 11-10   | 33  | 11 | 10  | 4  | 0  | 0  | 7   | 14  | .424 | 9  | 1   | 3  | 0   | .465 | 0  | 1  | 2-2    | 90   | 12  | 0  | 1.000 |
| 2021  | .234 | 44-39   | 145 | 24 | 34  | 7  | 1  | 5  | 29  | 58  | .400 | 18 | 4   | 23 | 2   | .333 | 1  | 1  | 2-3    | 296  | 31  | 2  | .994  |
| 2022  | .357 | 28-24   | 84  | 22 | 30  | 4  | 0  | 1  | 15  | 37  | .440 | 9  | 4   | 11 | 1   | .439 | 1  | 1  | 3-4    | 215  | 41  | 1  | .996  |
| TOTAL | .265 | 177-152 | 543 | 83 | 144 | 26 | 1  | 7  | 79  | 193 | .355 | 63 | 14  | 87 | 11  | .354 | 5  | 10 | 11-16  | 1146 | 169 | 17 | .987  |

## 2022 GAME-BY-GAME

| Date   | Opponent          | Pos  | AB   | R  | H  | RBI | 2B | 3B | HR | BB | SB | CS | HBP | SAC | SF | GDP | K | PO | A   | E  | Avg   |      |
|--------|-------------------|------|------|----|----|-----|----|----|----|----|----|----|-----|-----|----|-----|---|----|-----|----|-------|------|
| Feb 18 | vs Manhattan      | *c   | 2    | 0  | 2  | 0   | 0  | 0  | 0  | 0  | 0  | 0  | 0   | 0   | 0  | 0   | 0 | 6  | 1   | 0  | 1.000 |      |
| Feb 19 | at Stetson        | *c   | 4    | 1  | 2  | 2   | 0  | 0  | 0  | 1  | 0  | 0  | 0   | 0   | 0  | 0   | 1 | 11 | 4   | 0  | .667  |      |
| Feb 25 | vs Marist         | *c   | 2    | 1  | 0  | 0   | 0  | 0  | 0  | 0  | 0  | 0  | 0   | 0   | 0  | 0   | 0 | 4  | 0   | 0  | .500  |      |
| Feb 26 | vs Monmouth-1     | *c   | 5    | 2  | 3  | 0   | 0  | 0  | 0  | 0  | 0  | 0  | 0   | 0   | 0  | 0   | 0 | 10 | 3   | 0  | .538  |      |
| Mar 04 | vs Illinois       | *c   | 2    | 1  | 1  | 0   | 0  | 0  | 0  | 1  | 0  | 1  | 1   | 0   | 0  | 0   | 0 | 8  | 1   | 0  | .533  |      |
| Mar 05 | vs Michigan State | *c   | 3    | 0  | 0  | 0   | 0  | 0  | 0  | 0  | 0  | 0  | 0   | 0   | 0  | 0   | 0 | 8  | 1   | 0  | .444  |      |
| Mar 08 | at Elon           | *c   | 2    | 1  | 1  | 1   | 0  | 0  | 0  | 0  | 0  | 0  | 1   | 0   | 0  | 0   | 0 | 4  | 2   | 0  | .450  |      |
| Mar 11 | at NC State       | ph/d | 2    | 0  | 0  | 0   | 0  | 0  | 0  | 0  | 0  | 0  | 0   | 0   | 0  | 0   | 0 | 0  | 0   | 0  | .409  |      |
| Mar 13 | at NC State       | *c   | 3    | 1  | 0  | 0   | 0  | 0  | 0  | 2  | 0  | 0  | 0   | 0   | 0  | 0   | 2 | 7  | 3   | 0  | .360  |      |
| Mar 18 | at Louisville     | *c   | 4    | 0  | 2  | 2   | 1  | 0  | 0  | 1  | 0  | 0  | 0   | 0   | 0  | 0   | 0 | 7  | 3   | 0  | .379  |      |
| Mar 20 | at Louisville     | *c   | 3    | 1  | 1  | 1   | 0  | 0  | 0  | 0  | 0  | 0  | 0   | 0   | 1  | 0   | 0 | 10 | 3   | 0  | .375  |      |
| Mar 25 | VIRGINIA TECH     | *c   | 0    | 0  | 0  | 0   | 0  | 0  | 0  | 0  | 0  | 0  | 0   | 0   | 0  | 0   | 0 | 2  | 0   | 0  | .375  |      |
| Mar 29 | NORTHERN ILLIN    | *c   | 2    | 2  | 1  | 0   | 0  | 0  | 0  | 1  | 2  | 0  | 0   | 0   | 0  | 0   | 1 | 8  | 0   | 0  | .382  |      |
| Apr 01 | at Florida State  | *c   | 4    | 0  | 0  | 0   | 0  | 0  | 0  | 0  | 0  | 0  | 0   | 0   | 0  | 0   | 1 | 17 | 2   | 0  | .342  |      |
| Apr 02 | at Florida State  | ph/c | 1    | 0  | 0  | 0   | 0  | 0  | 0  | 0  | 0  | 0  | 0   | 0   | 0  | 0   | 0 | 0  | 2   | 0  | .333  |      |
| Apr 03 | at Florida State  | *c   | 4    | 0  | 1  | 1   | 1  | 0  | 0  | 0  | 0  | 0  | 0   | 0   | 0  | 0   | 1 | 8  | 1   | 0  | .326  |      |
| Apr 05 | BUTLER            | *c   | 3    | 0  | 2  | 0   | 0  | 0  | 0  | 0  | 0  | 0  | 0   | 1   | 0  | 0   | 0 | 12 | 3   | 0  | .348  |      |
| Apr 08 | CLEMSON           | *c   | 3    | 1  | 1  | 0   | 0  | 0  | 0  | 0  | 0  | 0  | 0   | 0   | 0  | 1   | 0 | 7  | 0   | 0  | .347  |      |
| Apr 12 | MICHIGAN          | *c   | 3    | 1  | 0  | 0   | 0  | 0  | 0  | 2  | 0  | 0  | 0   | 0   | 0  | 0   | 0 | 9  | 0   | 0  | .327  |      |
| Apr 15 | at Duke           | *c   | 4    | 0  | 0  | 0   | 0  | 0  | 0  | 0  | 0  | 0  | 0   | 0   | 0  | 0   | 2 | 10 | 3   | 0  | .304  |      |
| Apr 16 | at Duke           | *c   | 3    | 0  | 1  | 0   | 0  | 0  | 0  | 0  | 0  | 0  | 0   | 0   | 0  | 0   | 1 | 8  | 2   | 1  | .305  |      |
| Apr 20 | PURDUE FORT W     | *c   | 4    | 1  | 3  | 2   | 2  | 0  | 0  | 0  | 0  | 0  | 0   | 0   | 0  | 0   | 1 | 13 | 2   | 0  | .333  |      |
| Apr 22 | WAKE FOREST       | *c   | 4    | 2  | 2  | 0   | 0  | 0  | 0  | 0  | 0  | 0  | 0   | 0   | 0  | 0   | 0 | 7  | 1   | 0  | .343  |      |
| Apr 23 | WAKE FOREST       | *c   | 5    | 3  | 2  | 5   | 0  | 0  | 1  | 0  | 0  | 0  | 0   | 0   | 0  | 0   | 0 | 6  | 1   | 0  | .347  |      |
| Apr 26 | vs Michigan State | *c   | 2    | 0  | 0  | 0   | 0  | 0  | 0  | 1  | 0  | 0  | 1   | 0   | 0  | 0   | 0 | 6  | 1   | 0  | .338  |      |
| Apr 29 | BOSTON COLLEG     | *c   | 5    | 1  | 3  | 1   | 0  | 0  | 0  | 0  | 0  | 0  | 0   | 0   | 0  | 0   | 1 | 12 | 2   | 0  | .354  |      |
| Apr 30 | BOSTON COLLEG     | *c   | 4    | 2  | 2  | 0   | 0  | 0  | 0  | 0  | 0  | 1  | 0   | 0   | 0  | 0   | 0 | 9  | 0   | 0  | .361  |      |
| May 01 | BOSTON COLLEG     | ph/c | 1    | 1  | 0  | 0   | 0  | 0  | 0  | 1  | 0  | 0  | 0   | 0   | 0  | 0   | 0 | 6  | 0   | 0  | .357  |      |
| Totals |                   |      | 24gs | 84 | 22 | 30  | 15 | 4  | 0  | 1  | 9  | 3  | 1   | 4   | 1  | 1   | 1 | 11 | 215 | 41 | 1     | .357 |

On base pct. .439 • Slugging pct. .440

# #4 CARTER PUTZ



**Senior/INF**

**Career Highs**  
**Hits:** 4 (2x, MR 4/23/22 vs. WF)  
**Runs:** 3 (10x, MR 4/23/22 vs. WF)  
**HR:** 2 (6/6/21 vs. CMU)  
**RBI:** 5 (2x, MR 4/9/22 vs. CU)

**News & Notes**

- 2022 Team Captain
- Tied a career high with 4 hits and 3 runs against Wake Forest (4/23/22)
- Tied a career high with 5 RBI against Clemson (4/9/22)
- Tied a career high with 3 runs against Manhattan (2/18/22), Monmouth (2/26/22~1) and Florida State (4/3/22)

## CAREER SUMMARY

| Year  | avg  | gp-gs   | ab  | r   | h   | 2b | 3b | hr | rbi | tb  | slg% | bb | hbp | so  | gdp | ob%  | sf | sh | sb-att | po  | a  | e | fld%  |
|-------|------|---------|-----|-----|-----|----|----|----|-----|-----|------|----|-----|-----|-----|------|----|----|--------|-----|----|---|-------|
| 2019  | .264 | 52-47   | 174 | 27  | 46  | 8  | 1  | 1  | 19  | 59  | .339 | 19 | 1   | 41  | 4   | .335 | 3  | 6  | 5-6    | 21  | 15 | 2 | .947  |
| 2020  | .316 | 11-10   | 38  | 11  | 12  | 2  | 1  | 1  | 10  | 19  | .500 | 13 | 1   | 7   | 0   | .481 | 2  | 0  | 3-4    | 0   | 0  | 0 | .000  |
| 2021  | .305 | 47-47   | 187 | 40  | 57  | 11 | 3  | 6  | 45  | 92  | .492 | 17 | 5   | 32  | 3   | .369 | 5  | 1  | 3-3    | 0   | 0  | 0 | .000  |
| 2022  | .344 | 38-38   | 157 | 39  | 54  | 9  | 3  | 5  | 37  | 84  | .535 | 14 | 1   | 36  | 2   | .394 | 3  | 0  | 2-2    | 311 | 12 | 0 | 1.000 |
| TOTAL | .304 | 148-142 | 556 | 117 | 169 | 30 | 8  | 13 | 111 | 254 | .457 | 63 | 8   | 116 | 9   | .375 | 13 | 7  | 13-15  | 332 | 27 | 2 | .994  |

## 2022 GAME-BY-GAME

| Date   | Opponent          | Pos | AB   | R   | H  | RBI | 2B | 3B | HR | BB | SB | CS | HBP | SAC | SF | GDP | K | PO | A   | E  | Avg  |      |
|--------|-------------------|-----|------|-----|----|-----|----|----|----|----|----|----|-----|-----|----|-----|---|----|-----|----|------|------|
| Feb 18 | vs Manhattan      | *1b | 3    | 3   | 2  | 0   | 0  | 1  | 0  | 1  | 0  | 0  | 0   | 0   | 0  | 0   | 0 | 4  | 0   | 0  | .667 |      |
| Feb 19 | at Stetson        | *1b | 4    | 0   | 0  | 0   | 0  | 0  | 0  | 0  | 0  | 0  | 0   | 0   | 0  | 0   | 1 | 11 | 1   | 0  | .286 |      |
| Feb 20 | vs Delaware       | *1b | 4    | 1   | 2  | 2   | 0  | 0  | 0  | 0  | 0  | 0  | 0   | 0   | 0  | 0   | 0 | 8  | 1   | 0  | .364 |      |
| Feb 25 | vs Marist         | *1b | 4    | 1   | 1  | 1   | 0  | 1  | 0  | 0  | 0  | 0  | 0   | 0   | 0  | 0   | 1 | 4  | 1   | 0  | .333 |      |
| Feb 26 | vs Monmouth-1     | *1b | 4    | 3   | 2  | 3   | 0  | 0  | 1  | 0  | 0  | 0  | 0   | 0   | 1  | 0   | 1 | 11 | 0   | 0  | .368 |      |
| Feb 26 | vs Monmouth-2     | *1b | 3    | 2   | 1  | 2   | 0  | 0  | 0  | 1  | 0  | 0  | 0   | 0   | 0  | 0   | 2 | 6  | 0   | 0  | .364 |      |
| Mar 04 | vs Illinois       | *1b | 3    | 0   | 1  | 0   | 0  | 0  | 0  | 1  | 1  | 0  | 0   | 0   | 0  | 0   | 0 | 5  | 2   | 0  | .360 |      |
| Mar 05 | vs Michigan State | *1b | 2    | 0   | 0  | 0   | 0  | 0  | 0  | 1  | 0  | 0  | 0   | 0   | 0  | 0   | 0 | 9  | 0   | 0  | .333 |      |
| Mar 06 | at Minnesota Goph | *1b | 4    | 0   | 1  | 1   | 1  | 0  | 0  | 0  | 0  | 0  | 0   | 0   | 0  | 0   | 2 | 8  | 0   | 0  | .323 |      |
| Mar 08 | at Elon           | *1b | 3    | 2   | 2  | 1   | 0  | 0  | 0  | 1  | 0  | 0  | 0   | 0   | 0  | 0   | 0 | 4  | 0   | 0  | .353 |      |
| Mar 11 | at NC State       | *1b | 5    | 2   | 1  | 1   | 0  | 0  | 1  | 1  | 0  | 0  | 0   | 0   | 0  | 0   | 2 | 14 | 0   | 0  | .333 |      |
| Mar 13 | at NC State       | *1b | 4    | 2   | 3  | 2   | 0  | 0  | 0  | 0  | 0  | 0  | 0   | 0   | 1  | 0   | 0 | 13 | 0   | 0  | .372 |      |
| Mar 15 | VALPARAISO        | *1b | 3    | 0   | 1  | 0   | 0  | 0  | 0  | 1  | 0  | 0  | 0   | 0   | 0  | 0   | 0 | 6  | 0   | 0  | .370 |      |
| Mar 18 | at Louisville     | *1b | 5    | 2   | 2  | 1   | 0  | 0  | 0  | 0  | 0  | 0  | 0   | 0   | 0  | 0   | 2 | 9  | 1   | 0  | .373 |      |
| Mar 19 | at Louisville     | *1b | 4    | 0   | 0  | 0   | 0  | 0  | 0  | 0  | 0  | 0  | 0   | 0   | 0  | 1   | 3 | 8  | 0   | 0  | .345 |      |
| Mar 20 | at Louisville     | *1b | 4    | 1   | 1  | 1   | 0  | 0  | 0  | 1  | 0  | 0  | 0   | 0   | 0  | 0   | 3 | 6  | 1   | 0  | .339 |      |
| Mar 25 | VIRGINIA TECH     | *1b | 4    | 0   | 1  | 0   | 0  | 0  | 0  | 1  | 1  | 0  | 0   | 0   | 0  | 0   | 0 | 11 | 0   | 0  | .333 |      |
| Mar 29 | NORTHERN ILLIN    | *1b | 3    | 0   | 1  | 1   | 0  | 0  | 0  | 1  | 0  | 0  | 0   | 0   | 0  | 0   | 0 | 7  | 1   | 0  | .333 |      |
| Apr 01 | at Florida State  | *1b | 5    | 1   | 2  | 0   | 1  | 0  | 0  | 0  | 0  | 0  | 0   | 0   | 0  | 0   | 2 | 9  | 0   | 0  | .338 |      |
| Apr 02 | at Florida State  | *1b | 4    | 2   | 3  | 1   | 1  | 0  | 1  | 0  | 0  | 0  | 0   | 0   | 0  | 0   | 1 | 11 | 1   | 0  | .360 |      |
| Apr 03 | at Florida State  | *1b | 3    | 3   | 2  | 2   | 1  | 0  | 1  | 1  | 0  | 0  | 1   | 0   | 0  | 0   | 1 | 7  | 0   | 0  | .372 |      |
| Apr 05 | BUTLER            | *1b | 4    | 0   | 1  | 0   | 0  | 0  | 0  | 0  | 0  | 0  | 0   | 0   | 0  | 0   | 0 | 9  | 0   | 0  | .366 |      |
| Apr 08 | CLEMSON           | *1b | 3    | 1   | 1  | 0   | 0  | 0  | 0  | 1  | 0  | 0  | 0   | 0   | 0  | 0   | 1 | 13 | 0   | 0  | .365 |      |
| Apr 09 | CLEMSON           | *1b | 5    | 1   | 3  | 5   | 0  | 0  | 1  | 0  | 0  | 0  | 0   | 0   | 0  | 0   | 1 | 6  | 0   | 0  | .378 |      |
| Apr 10 | CLEMSON           | *1b | 5    | 0   | 2  | 3   | 1  | 0  | 0  | 0  | 0  | 0  | 0   | 0   | 0  | 0   | 1 | 9  | 0   | 0  | .379 |      |
| Apr 12 | MICHIGAN          | *1b | 5    | 1   | 2  | 1   | 0  | 0  | 0  | 0  | 0  | 0  | 0   | 0   | 0  | 0   | 1 | 11 | 0   | 0  | .380 |      |
| Apr 14 | at Duke           | *1b | 3    | 0   | 0  | 0   | 0  | 0  | 0  | 1  | 0  | 0  | 0   | 0   | 0  | 0   | 1 | 1  | 0   | 0  | .369 |      |
| Apr 15 | at Duke           | *1b | 5    | 2   | 2  | 0   | 0  | 1  | 0  | 0  | 0  | 0  | 0   | 0   | 0  | 0   | 2 | 15 | 0   | 0  | .370 |      |
| Apr 16 | at Duke           | *1b | 4    | 0   | 0  | 0   | 0  | 0  | 0  | 0  | 0  | 0  | 0   | 0   | 0  | 0   | 3 | 8  | 0   | 0  | .357 |      |
| Apr 19 | VALPARAISO        | *1b | 4    | 1   | 2  | 0   | 1  | 0  | 0  | 0  | 0  | 0  | 0   | 0   | 0  | 0   | 1 | 7  | 0   | 0  | .362 |      |
| Apr 20 | PURDUE FORT W     | *1b | 5    | 0   | 1  | 0   | 1  | 0  | 0  | 0  | 0  | 0  | 0   | 0   | 0  | 1   | 0 | 10 | 0   | 0  | .355 |      |
| Apr 22 | WAKE FOREST       | *1b | 4    | 1   | 0  | 1   | 0  | 0  | 0  | 1  | 0  | 0  | 0   | 0   | 0  | 0   | 1 | 7  | 1   | 0  | .344 |      |
| Apr 23 | WAKE FOREST       | *1b | 6    | 3   | 4  | 2   | 1  | 0  | 0  | 0  | 0  | 0  | 0   | 0   | 0  | 0   | 1 | 9  | 0   | 0  | .359 |      |
| Apr 24 | WAKE FOREST       | *1b | 5    | 0   | 1  | 2   | 0  | 0  | 0  | 0  | 0  | 0  | 0   | 0   | 1  | 0   | 0 | 8  | 0   | 0  | .353 |      |
| Apr 26 | vs Michigan State | *1b | 5    | 1   | 2  | 0   | 0  | 0  | 0  | 0  | 0  | 0  | 0   | 0   | 0  | 0   | 1 | 7  | 1   | 0  | .355 |      |
| Apr 29 | BOSTON COLLEG     | *1b | 5    | 0   | 1  | 0   | 0  | 0  | 0  | 0  | 0  | 0  | 0   | 0   | 0  | 0   | 0 | 8  | 0   | 0  | .349 |      |
| Apr 30 | BOSTON COLLEG     | *1b | 5    | 1   | 1  | 1   | 0  | 0  | 0  | 0  | 0  | 0  | 0   | 0   | 0  | 0   | 0 | 6  | 1   | 0  | .344 |      |
| May 01 | BOSTON COLLEG     | *1b | 6    | 2   | 2  | 3   | 1  | 0  | 0  | 0  | 0  | 0  | 0   | 0   | 0  | 0   | 1 | 6  | 0   | 0  | .344 |      |
| Totals |                   |     | 38gs | 157 | 39 | 54  | 37 | 9  | 3  | 5  | 14 | 2  | 0   | 1   | 0  | 3   | 2 | 36 | 311 | 12 | 0    | .344 |

On base pct. .394 • Slugging pct. .535

# #6 TJ WILLIAMS



**Sophomore/OF**

**Career Highs**  
**Hits:** 2 (5x, MR 3/29/22 vs. NIU)  
**Runs:** 2 (6x, MR 3/29/22 vs. NIU)  
**HR:** 1 (3/4/22 vs. ILL)  
**RBI:** 2 (2x, MR 2/25/22 vs. MC)  
**SB:** 1 (2x, MR 3/15/22 vs. Valpo)

**News & Notes**

- Named to the 2022 Cambria College Classic All-Tournament Team
- Tied a career high with 2 hits and 2 runs against Northern Illinois (3/29/22)
- Tied a career high with 2 hits, 2 runs and hit his first career home run against Illinois (3/4/22)
- Tied a career high with 2 hits and 2 runs against Monmouth (2/26/22~2)
- Tied a career high with 2 hits, 2 runs and 2 RBI against Marist (2/25/22)

## CAREER SUMMARY

| Year  | avg  | gp-gs | ab | r  | h  | 2b | 3b | hr | rbi | tb | slg% | bb | hbp | so | gdp | ob%  | sf | sh | sb-att | po | a | e | fld% |
|-------|------|-------|----|----|----|----|----|----|-----|----|------|----|-----|----|-----|------|----|----|--------|----|---|---|------|
| 2021  | .333 | 12-0  | 6  | 7  | 2  | 0  | 0  | 0  | 3   | 2  | .333 | 3  | 0   | 3  | 0   | .556 | 0  | 0  | 0-0    | 4  | 0 | 1 | .800 |
| 2022  | .281 | 19-14 | 64 | 16 | 18 | 3  | 2  | 1  | 9   | 28 | .438 | 3  | 1   | 14 | 0   | .324 | 0  | 4  | 2-2    | 39 | 1 | 2 | .952 |
| TOTAL | .286 | 31-14 | 70 | 23 | 20 | 3  | 2  | 1  | 12  | 30 | .429 | 6  | 1   | 17 | 0   | .351 | 0  | 4  | 2-2    | 43 | 1 | 3 | .936 |

## 2022 GAME-BY-GAME

| Date   | Opponent          | Pos   | AB | R  | H  | RBI | 2B | 3B | HR | BB | SB | CS | HBP | SAC | SF | GDP | K  | PO | A | E | Avg |      |
|--------|-------------------|-------|----|----|----|-----|----|----|----|----|----|----|-----|-----|----|-----|----|----|---|---|-----|------|
| Feb 18 | vs Manhattan      | ph/of | 3  | 0  | 0  | 0   | 0  | 0  | 0  | 0  | 0  | 0  | 0   | 0   | 0  | 0   | 0  | 2  | 0 | 0 | 0   | .000 |
| Feb 25 | vs Marist         | ph/of | 3  | 2  | 2  | 2   | 0  | 0  | 0  | 0  | 0  | 0  | 0   | 0   | 0  | 0   | 0  | 4  | 0 | 0 | 0   | .333 |
| Feb 26 | vs Monmouth-1     | of    | 2  | 0  | 1  | 1   | 0  | 0  | 0  | 0  | 0  | 0  | 0   | 0   | 0  | 0   | 0  | 0  | 0 | 0 | 0   | .375 |
| Feb 26 | vs Monmouth-2     | *of   | 3  | 2  | 2  | 1   | 0  | 1  | 0  | 0  | 0  | 0  | 0   | 1   | 0  | 0   | 1  | 0  | 0 | 0 | 0   | .455 |
| Mar 04 | vs Illinois       | *of   | 4  | 2  | 2  | 1   | 0  | 0  | 1  | 0  | 0  | 0  | 0   | 0   | 0  | 0   | 0  | 5  | 1 | 0 | 0   | .467 |
| Mar 05 | vs Michigan State | *of   | 2  | 1  | 1  | 0   | 1  | 0  | 0  | 0  | 0  | 0  | 0   | 1   | 0  | 0   | 0  | 4  | 0 | 0 | 0   | .471 |
| Mar 06 | at Minnesota Goph | *of   | 3  | 0  | 0  | 0   | 0  | 0  | 0  | 1  | 0  | 0  | 0   | 0   | 0  | 0   | 0  | 1  | 0 | 0 | 0   | .400 |
| Mar 08 | at Elon           | *of   | 3  | 1  | 2  | 0   | 0  | 0  | 0  | 0  | 0  | 0  | 1   | 0   | 0  | 0   | 0  | 5  | 0 | 0 | 0   | .435 |
| Mar 11 | at NC State       | *of   | 6  | 1  | 1  | 0   | 0  | 0  | 0  | 0  | 1  | 0  | 0   | 0   | 0  | 0   | 0  | 1  | 4 | 0 | 1   | .379 |
| Mar 13 | at NC State       | *of   | 5  | 1  | 1  | 1   | 0  | 1  | 0  | 0  | 0  | 0  | 0   | 0   | 0  | 0   | 0  | 1  | 0 | 0 | 0   | .353 |
| Mar 15 | VALPARAISO        | *of   | 4  | 2  | 1  | 1   | 0  | 0  | 0  | 1  | 1  | 0  | 0   | 0   | 0  | 0   | 0  | 0  | 0 | 0 | 0   | .342 |
| Mar 25 | VIRGINIA TECH     | *of   | 5  | 0  | 1  | 0   | 1  | 0  | 0  | 0  | 0  | 0  | 0   | 0   | 0  | 0   | 0  | 1  | 0 | 0 | 1   | .326 |
| Mar 29 | NORTHERN ILLIN    | *of   | 5  | 2  | 2  | 1   | 1  | 0  | 0  | 0  | 0  | 0  | 0   | 0   | 0  | 0   | 0  | 1  | 2 | 0 | 0   | .333 |
| Apr 01 | at Florida State  | *of   | 5  | 0  | 0  | 0   | 0  | 0  | 0  | 0  | 0  | 0  | 0   | 0   | 0  | 0   | 0  | 3  | 1 | 0 | 0   | .302 |
| Apr 02 | at Florida State  | *of   | 3  | 0  | 1  | 0   | 0  | 0  | 0  | 0  | 0  | 0  | 0   | 1   | 0  | 0   | 1  | 4  | 0 | 0 | 0   | .304 |
| Apr 03 | at Florida State  | *of   | 5  | 0  | 0  | 0   | 0  | 0  | 0  | 0  | 0  | 0  | 0   | 0   | 0  | 0   | 0  | 3  | 2 | 0 | 0   | .279 |
| Apr 23 | WAKE FOREST       | of    | 0  | 1  | 0  | 0   | 0  | 0  | 0  | 1  | 0  | 0  | 0   | 0   | 0  | 0   | 0  | 1  | 0 | 0 | 0   | .279 |
| Apr 30 | BOSTON COLLEG     | *of   | 3  | 1  | 1  | 1   | 0  | 0  | 0  | 0  | 0  | 0  | 0   | 1   | 0  | 0   | 0  | 6  | 0 | 0 | 0   | .281 |
| May 01 | BOSTON COLLEG     | of    | 0  | 0  | 0  | 0   | 0  | 0  | 0  | 0  | 0  | 0  | 0   | 0   | 0  | 0   | 0  | 0  | 0 | 0 | 0   | .281 |
| Totals |                   | 14gs  | 64 | 16 | 18 | 9   | 3  | 2  | 1  | 3  | 2  | 0  | 1   | 4   | 0  | 0   | 14 | 39 | 1 | 2 |     | .281 |

On base pct. .324 • Slugging pct. .438

# 2022 NOTRE DAME BASEBALL GAME NOTES

## #7 JACK ZYSKA



Senior/OF

**Career Highs**

**Hits:** 3 (2x, MR 4/22/22 vs. WF)

**Runs:** 3 (5/14/19 at NU)

**HR:** 2 (4/24/22 vs. WF)

**RBI:** 4 (3x, MR 5/1/22 vs. BC)

**News & Notes**

- Tied a career high with 4 RBI against Boston College (5/1/22)
- Set a career high with 2 home runs and tied a career high with 4 RBI against Wake Forest (4/24/22)
- Tied a career high with 3 hits against Wake Forest (4/22/22)

### CAREER SUMMARY

| Year  | avg  | gp-gs | ab  | r  | h  | 2b | 3b | hr | rbi | tb  | slg% | bb | hbp | so | gdp | ob%  | sf | sh | sb-att | po | a | e | fld%  |
|-------|------|-------|-----|----|----|----|----|----|-----|-----|------|----|-----|----|-----|------|----|----|--------|----|---|---|-------|
| 2019  | .211 | 44-30 | 114 | 15 | 24 | 6  | 1  | 2  | 21  | 38  | .333 | 12 | 1   | 26 | 2   | .285 | 3  | 3  | 2-3    | 38 | 0 | 3 | .927  |
| 2020  | .238 | 7-5   | 21  | 3  | 5  | 1  | 0  | 2  | 5   | 12  | .571 | 1  | 1   | 1  | 0   | .304 | 0  | 0  | 0-0    | 4  | 0 | 0 | 1.000 |
| 2021  | .189 | 20-11 | 37  | 4  | 7  | 1  | 0  | 0  | 0   | 8   | .216 | 8  | 0   | 14 | 0   | .333 | 0  | 1  | 5-5    | 17 | 1 | 1 | .947  |
| 2022  | .338 | 25-18 | 77  | 20 | 26 | 6  | 0  | 8  | 26  | 56  | .727 | 12 | 2   | 21 | 1   | .435 | 1  | 0  | 3-4    | 14 | 0 | 0 | 1.000 |
| TOTAL | .249 | 96-64 | 249 | 42 | 62 | 14 | 1  | 12 | 52  | 114 | .458 | 33 | 4   | 62 | 3   | .341 | 4  | 4  | 10-12  | 73 | 1 | 4 | .949  |

### 2022 GAME-BY-GAME

| Date   | Opponent          | Pos   | AB   | R  | H  | RBI | 2B | 3B | HR | BB | SB | CS | HBP | SAC | SF | GDP | K  | PO | A | E | Avg  |       |
|--------|-------------------|-------|------|----|----|-----|----|----|----|----|----|----|-----|-----|----|-----|----|----|---|---|------|-------|
| Feb 18 | vs Manhattan      | ph/of | 2    | 2  | 2  | 1   | 1  | 0  | 1  | 0  | 0  | 0  | 0   | 0   | 0  | 0   | 0  | 0  | 0 | 0 | 0    | 1.000 |
| Feb 25 | vs Marist         | of    | 3    | 1  | 1  | 2   | 0  | 0  | 1  | 0  | 0  | 0  | 0   | 0   | 0  | 0   | 1  | 0  | 0 | 0 | .600 |       |
| Feb 26 | vs Monmouth-1     | ph/of | 1    | 0  | 0  | 0   | 0  | 0  | 0  | 0  | 0  | 0  | 0   | 0   | 0  | 0   | 1  | 0  | 0 | 0 | .500 |       |
| Mar 08 | at Elon           | of    | 2    | 0  | 1  | 0   | 0  | 0  | 0  | 0  | 0  | 0  | 0   | 0   | 0  | 0   | 0  | 0  | 0 | 0 | .500 |       |
| Mar 15 | VALPARAISO        | ph/d  | 1    | 1  | 1  | 2   | 0  | 0  | 1  | 0  | 0  | 0  | 0   | 0   | 0  | 0   | 0  | 0  | 0 | 0 | .556 |       |
| Mar 18 | at Louisville     | *dh   | 5    | 2  | 2  | 2   | 0  | 0  | 1  | 0  | 0  | 0  | 0   | 0   | 0  | 0   | 0  | 0  | 0 | 0 | .500 |       |
| Mar 19 | at Louisville     | *dh   | 3    | 0  | 0  | 0   | 0  | 0  | 0  | 0  | 0  | 0  | 0   | 0   | 0  | 0   | 0  | 0  | 0 | 0 | .412 |       |
| Mar 20 | at Louisville     | *dh   | 4    | 0  | 2  | 0   | 0  | 0  | 0  | 0  | 1  | 0  | 0   | 0   | 0  | 0   | 0  | 0  | 0 | 0 | .429 |       |
| Mar 25 | VIRGINIA TECH     | ph    | 1    | 0  | 0  | 0   | 0  | 0  | 0  | 0  | 0  | 0  | 0   | 0   | 0  | 0   | 0  | 0  | 0 | 0 | .409 |       |
| Mar 29 | NORTHERN ILLIN    | *dh   | 2    | 0  | 0  | 0   | 0  | 0  | 0  | 1  | 0  | 0  | 0   | 0   | 0  | 0   | 1  | 0  | 0 | 0 | .375 |       |
| Apr 01 | at Florida State  | *dh   | 4    | 0  | 0  | 0   | 0  | 0  | 0  | 1  | 1  | 0  | 0   | 0   | 0  | 0   | 3  | 0  | 0 | 0 | .321 |       |
| Apr 10 | CLEMSON           | ph/d  | 3    | 1  | 2  | 1   | 1  | 0  | 0  | 1  | 0  | 0  | 0   | 0   | 0  | 0   | 1  | 0  | 0 | 0 | .355 |       |
| Apr 12 | MICHIGAN          | *dh   | 2    | 2  | 1  | 2   | 1  | 0  | 0  | 2  | 0  | 0  | 1   | 0   | 0  | 0   | 1  | 0  | 0 | 0 | .364 |       |
| Apr 14 | at Duke           | *dh   | 2    | 1  | 0  | 0   | 0  | 0  | 0  | 1  | 0  | 0  | 0   | 0   | 0  | 0   | 0  | 0  | 0 | 0 | .343 |       |
| Apr 15 | at Duke           | *dh   | 4    | 0  | 1  | 0   | 1  | 0  | 0  | 1  | 0  | 0  | 0   | 0   | 0  | 0   | 2  | 0  | 0 | 0 | .333 |       |
| Apr 16 | at Duke           | *dh   | 4    | 0  | 1  | 2   | 0  | 0  | 0  | 0  | 0  | 0  | 0   | 0   | 0  | 0   | 2  | 0  | 0 | 0 | .326 |       |
| Apr 19 | VALPARAISO        | *dh   | 3    | 0  | 1  | 2   | 1  | 0  | 0  | 0  | 0  | 0  | 0   | 0   | 0  | 0   | 2  | 0  | 0 | 0 | .326 |       |
| Apr 20 | PURDUE FORT W     | *dh   | 2    | 2  | 1  | 2   | 0  | 0  | 1  | 1  | 0  | 0  | 0   | 0   | 1  | 0   | 0  | 0  | 0 | 0 | .333 |       |
| Apr 22 | WAKE FOREST       | *of   | 4    | 2  | 3  | 1   | 0  | 0  | 0  | 1  | 0  | 0  | 0   | 0   | 0  | 0   | 0  | 3  | 0 | 0 | .365 |       |
| Apr 23 | WAKE FOREST       | *of   | 4    | 1  | 1  | 1   | 1  | 0  | 0  | 1  | 0  | 0  | 0   | 0   | 0  | 0   | 2  | 0  | 0 | 0 | .357 |       |
| Apr 24 | WAKE FOREST       | *of   | 4    | 2  | 2  | 4   | 0  | 0  | 2  | 0  | 0  | 1  | 0   | 0   | 0  | 0   | 2  | 4  | 0 | 0 | .367 |       |
| Apr 26 | vs Michigan State | *of   | 3    | 0  | 0  | 0   | 0  | 0  | 0  | 2  | 0  | 0  | 0   | 0   | 0  | 0   | 0  | 4  | 0 | 0 | .349 |       |
| Apr 29 | BOSTON COLLEG     | *of   | 5    | 1  | 2  | 0   | 0  | 0  | 0  | 1  | 0  | 0  | 0   | 0   | 0  | 1   | 0  | 1  | 0 | 0 | .353 |       |
| Apr 30 | BOSTON COLLEG     | *dh   | 4    | 0  | 0  | 0   | 0  | 0  | 0  | 1  | 0  | 0  | 0   | 0   | 0  | 0   | 2  | 0  | 0 | 0 | .333 |       |
| May 01 | BOSTON COLLEG     | *of   | 5    | 2  | 2  | 4   | 0  | 0  | 1  | 0  | 0  | 0  | 0   | 0   | 0  | 0   | 1  | 2  | 0 | 0 | .338 |       |
| Totals |                   |       | 18gs | 77 | 20 | 26  | 6  | 0  | 8  | 12 | 3  | 1  | 2   | 0   | 1  | 1   | 21 | 14 | 0 | 0 | .338 |       |

On base pct. .435 • Slugging pct. .727



# #8 DANNY NERI



**Sophomore/C**

**Career Highs**  
**Hits:** 3 (2x, MR 4/10/22 vs. CU)  
**Runs:** 2 (4/5/21 at UP)  
**HR:** -  
**RBI:** 3 (2/26/22~2 vs. MU)

**News & Notes**

- Tied a career high with 3 hits and 2 runs against Clemson (4/10/22)
- Set a career high with 3 hits and tied a career high with 2 runs against Clemson (4/9/22)
- Set a career high with 2 hits at Elon (3/8/22)
- Set a career high with 3 RBI against Monmouth (2/26/22~2)

## CAREER SUMMARY

| Year  | avg  | gp-gs | ab | r  | h  | 2b | 3b | hr | rbi | tb | slg% | bb | hbp | so | gdp | ob%  | sf | sh | sb-att | po  | a  | e | fld%  |
|-------|------|-------|----|----|----|----|----|----|-----|----|------|----|-----|----|-----|------|----|----|--------|-----|----|---|-------|
| 2021  | .261 | 13-8  | 23 | 3  | 6  | 0  | 0  | 0  | 1   | 6  | .261 | 1  | 2   | 4  | 0   | .346 | 0  | 0  | 1-1    | 60  | 5  | 0 | 1.000 |
| 2022  | .296 | 19-14 | 54 | 9  | 16 | 3  | 1  | 2  | 11  | 27 | .500 | 4  | 2   | 12 | 0   | .361 | 1  | 0  | 1-1    | 143 | 27 | 0 | 1.000 |
| TOTAL | .286 | 32-22 | 77 | 12 | 22 | 3  | 1  | 2  | 12  | 33 | .429 | 5  | 4   | 16 | 0   | .356 | 1  | 0  | 2-2    | 203 | 32 | 0 | 1.000 |

## 2022 GAME-BY-GAME

| Date   | Opponent          | Pos  | AB   | R  | H | RBI | 2B | 3B | HR | BB | SB | CS | HBP | SAC | SF | GDP | K | PO | A   | E  | Avg  |      |
|--------|-------------------|------|------|----|---|-----|----|----|----|----|----|----|-----|-----|----|-----|---|----|-----|----|------|------|
| Feb 18 | vs Manhattan      | c    | 1    | 1  | 0 | 0   | 0  | 0  | 0  | 0  | 0  | 0  | 0   | 1   | 0  | 0   | 1 | 6  | 2   | 0  | .000 |      |
| Feb 20 | vs Delaware       | *c   | 2    | 0  | 0 | 1   | 0  | 0  | 0  | 0  | 0  | 0  | 0   | 0   | 1  | 0   | 0 | 11 | 1   | 0  | .000 |      |
| Feb 25 | vs Marist         | c    | 0    | 0  | 0 | 0   | 0  | 0  | 0  | 0  | 0  | 0  | 0   | 0   | 0  | 0   | 0 | 1  | 0   | 0  | .000 |      |
| Feb 26 | vs Monmouth-2     | *c   | 4    | 0  | 1 | 3   | 0  | 1  | 0  | 0  | 0  | 0  | 0   | 0   | 0  | 0   | 1 | 14 | 3   | 0  | .143 |      |
| Mar 06 | at Minnesota Goph | *c   | 4    | 0  | 1 | 1   | 0  | 0  | 0  | 0  | 0  | 0  | 0   | 0   | 0  | 0   | 1 | 11 | 2   | 0  | .182 |      |
| Mar 08 | at Elon           | c    | 2    | 0  | 2 | 1   | 0  | 0  | 0  | 0  | 0  | 0  | 0   | 0   | 0  | 0   | 0 | 7  | 1   | 0  | .308 |      |
| Mar 11 | at NC State       | *c   | 6    | 0  | 1 | 1   | 1  | 0  | 0  | 0  | 0  | 0  | 0   | 0   | 0  | 0   | 2 | 12 | 4   | 0  | .263 |      |
| Mar 15 | VALPARAISO        | *c   | 3    | 1  | 1 | 0   | 1  | 0  | 0  | 1  | 0  | 0  | 0   | 0   | 0  | 0   | 0 | 9  | 2   | 0  | .273 |      |
| Mar 19 | at Louisville     | *c   | 3    | 0  | 0 | 0   | 0  | 0  | 0  | 1  | 1  | 0  | 0   | 0   | 0  | 0   | 1 | 8  | 2   | 0  | .240 |      |
| Mar 25 | VIRGINIA TECH     | *c   | 2    | 1  | 1 | 0   | 0  | 0  | 0  | 0  | 0  | 0  | 1   | 0   | 0  | 0   | 0 | 7  | 3   | 0  | .259 |      |
| Apr 02 | at Florida State  | *c   | 3    | 0  | 0 | 0   | 0  | 0  | 0  | 0  | 0  | 0  | 0   | 0   | 0  | 0   | 1 | 6  | 5   | 0  | .233 |      |
| Apr 09 | CLEMSON           | *c   | 4    | 2  | 3 | 1   | 0  | 0  | 1  | 0  | 0  | 0  | 0   | 0   | 0  | 0   | 0 | 12 | 1   | 0  | .294 |      |
| Apr 10 | CLEMSON           | *c   | 4    | 2  | 3 | 0   | 0  | 0  | 0  | 1  | 0  | 0  | 0   | 0   | 0  | 0   | 0 | 7  | 0   | 0  | .342 |      |
| Apr 14 | at Duke           | *c   | 3    | 1  | 1 | 1   | 0  | 0  | 0  | 0  | 0  | 0  | 0   | 0   | 0  | 0   | 1 | 7  | 0   | 0  | .341 |      |
| Apr 15 | at Duke           | ph/c | 0    | 0  | 0 | 0   | 0  | 0  | 0  | 1  | 0  | 0  | 0   | 0   | 0  | 0   | 0 | 0  | 0   | 0  | .341 |      |
| Apr 19 | VALPARAISO        | *c   | 4    | 0  | 0 | 0   | 0  | 0  | 0  | 0  | 0  | 0  | 0   | 0   | 0  | 0   | 1 | 10 | 0   | 0  | .311 |      |
| Apr 24 | WAKE FOREST       | *c   | 5    | 1  | 1 | 2   | 0  | 0  | 1  | 0  | 0  | 0  | 0   | 0   | 0  | 0   | 2 | 7  | 1   | 0  | .300 |      |
| Apr 26 | vs Michigan State | c    | 1    | 0  | 1 | 0   | 1  | 0  | 0  | 0  | 0  | 0  | 0   | 0   | 0  | 0   | 0 | 2  | 0   | 0  | .314 |      |
| May 01 | BOSTON COLLEGE    | *c   | 3    | 0  | 0 | 0   | 0  | 0  | 0  | 0  | 0  | 0  | 0   | 0   | 0  | 0   | 1 | 6  | 0   | 0  | .296 |      |
| Totals |                   |      | 14gs | 54 | 9 | 16  | 11 | 3  | 1  | 2  | 4  | 1  | 0   | 2   | 0  | 1   | 0 | 12 | 143 | 27 | 0    | .296 |

On base pct. .361 • Slugging pct. .500

# 2022 NOTRE DAME BASEBALL GAME NOTES

## #9 JACK BRANNIGAN



**Junior/INF,RHP**  
**Career Highs**  
**Hits:** 4 (2x, MR 4/30/22 vs. BC)  
**Runs:** 3 (2x, MR 4/30/22 vs. BC)  
**RBI:** 5 (3/8/20 at UNC)  
**IP:** 3.0 (2x, MR 5/1/22 vs. BC)  
**Strikeouts:** 6 (5/1/22 vs. BC)

### News & Notes

- Set a career high with 6 strikeouts and tied a career high with 3.0 innings pitched against Boston College (5/1/22)
- Tied a career high with 3 runs and 4 hits against Boston College (4/30/22)
- Set a career high with 5 strikeouts against Wake Forest (4/24/22)
- Set a career high with 3.0 innings pitched and tied a career high with 4 strikeouts against Valpo (4/19/22)
- Set a career high with 4 strikeouts against #17 NC State (3/11/22)
- Tied a career high with 3 strikeouts against Monmouth (2/26/22~2)

### CAREER SUMMARY

| Year  | avg  | gp-gs | ab  | r  | h   | 2b | 3b | hr | rbi | tb  | slg% | bb | hbp | so  | gdp | ob%  | sf | sh | sb-att | po | a   | e  | fld% |
|-------|------|-------|-----|----|-----|----|----|----|-----|-----|------|----|-----|-----|-----|------|----|----|--------|----|-----|----|------|
| 2020  | .255 | 13-13 | 47  | 14 | 12  | 3  | 1  | 1  | 11  | 20  | .426 | 6  | 3   | 13  | 0   | .356 | 3  | 0  | 3-3    | 14 | 20  | 3  | .919 |
| 2021  | .295 | 47-47 | 173 | 31 | 51  | 12 | 2  | 6  | 29  | 85  | .491 | 22 | 4   | 62  | 1   | .385 | 1  | 2  | 8-13   | 27 | 106 | 8  | .943 |
| 2022  | .279 | 36-36 | 140 | 30 | 39  | 12 | 1  | 6  | 32  | 71  | .507 | 14 | 3   | 29  | 0   | .348 | 4  | 0  | 7-9    | 27 | 61  | 1  | .989 |
| TOTAL | .283 | 96-96 | 360 | 75 | 102 | 27 | 4  | 13 | 72  | 176 | .489 | 42 | 10  | 104 | 1   | .367 | 8  | 2  | 18-25  | 68 | 187 | 12 | .955 |

| Year  | era   | w-l | app | gs | cg | sho | sv | ip   | h  | r  | er | bb | so | 2b | 3b | hr | bf  | bavg | wp | hbp | bk | sfa | sha |
|-------|-------|-----|-----|----|----|-----|----|------|----|----|----|----|----|----|----|----|-----|------|----|-----|----|-----|-----|
| 2020  | 1.93  | 1-0 | 4   | 0  | 0  | 0/1 | 0  | 4.2  | 1  | 1  | 1  | 3  | 2  | 1  | 0  | 0  | 18  | .077 | 0  | 1   | 0  | 1   | 0   |
| 2021  | 11.25 | 1-0 | 6   | 0  | 0  | 0/1 | 3  | 4.0  | 4  | 5  | 5  | 3  | 7  | 0  | 0  | 0  | 19  | .250 | 3  | 0   | 0  | 0   | 0   |
| 2022  | 7.36  | 2-2 | 10  | 1  | 0  | 0/1 | 2  | 14.2 | 16 | 13 | 12 | 8  | 28 | 2  | 0  | 2  | 68  | .267 | 3  | 0   | 1  | 0   | 0   |
| TOTAL | 6.94  | 4-2 | 20  | 1  | 0  | 0/3 | 5  | 23.1 | 21 | 19 | 18 | 14 | 37 | 3  | 0  | 2  | 105 | .236 | 6  | 1   | 1  | 1   | 0   |

### 2022 GAME-BY-GAME

| Date   | Opponent          | Pos   | AB   | R   | H  | RBI | 2B | 3B | HR | BB | SB | CS | HBP | SAC | SFGDP | K | PO | A  | E  | Avg  |   |      |
|--------|-------------------|-------|------|-----|----|-----|----|----|----|----|----|----|-----|-----|-------|---|----|----|----|------|---|------|
| Feb 18 | vs Manhattan      | *3b   | 4    | 2   | 2  | 4   | 0  | 1  | 0  | 0  | 0  | 0  | 0   | 0   | 0     | 0 | 0  | 0  | 0  | .500 |   |      |
| Feb 19 | at Stetson        | *3b   | 4    | 1   | 0  | 0   | 0  | 0  | 0  | 1  | 0  | 0  | 0   | 0   | 0     | 1 | 0  | 3  | 1  | .250 |   |      |
| Feb 20 | vs Delaware       | *3b   | 3    | 0   | 1  | 1   | 1  | 0  | 0  | 1  | 1  | 0  | 0   | 0   | 0     | 0 | 0  | 2  | 0  | .273 |   |      |
| Feb 25 | vs Marist         | *3b   | 3    | 1   | 1  | 1   | 1  | 0  | 0  | 0  | 0  | 0  | 0   | 0   | 0     | 2 | 0  | 0  | 0  | .286 |   |      |
| Feb 26 | vs Monmouth-1     | *3b   | 3    | 1   | 1  | 0   | 1  | 0  | 0  | 1  | 1  | 0  | 0   | 0   | 0     | 0 | 0  | 2  | 0  | .294 |   |      |
| Feb 26 | vs Monmouth-2     | *3b/p | 3    | 2   | 1  | 0   | 0  | 0  | 0  | 0  | 0  | 1  | 0   | 0   | 0     | 1 | 0  | 3  | 0  | .300 |   |      |
| Mar 04 | vs Illinois       | *3b/p | 4    | 0   | 0  | 0   | 0  | 0  | 0  | 0  | 0  | 0  | 0   | 0   | 0     | 1 | 1  | 1  | 0  | .250 |   |      |
| Mar 05 | vs Michigan State | *3b   | 3    | 1   | 1  | 1   | 0  | 0  | 1  | 0  | 0  | 0  | 0   | 0   | 0     | 0 | 0  | 1  | 0  | .259 |   |      |
| Mar 06 | at Minnesota Goph | *3b   | 4    | 1   | 1  | 0   | 1  | 0  | 0  | 0  | 0  | 0  | 0   | 0   | 0     | 0 | 0  | 1  | 0  | .258 |   |      |
| Mar 08 | at Elon           | *3b/1 | 4    | 0   | 0  | 1   | 0  | 0  | 0  | 0  | 0  | 0  | 0   | 0   | 1     | 0 | 0  | 1  | 1  | .229 |   |      |
| Mar 11 | at NC State       | *3b/p | 5    | 1   | 3  | 1   | 0  | 0  | 0  | 1  | 0  | 0  | 0   | 0   | 0     | 0 | 2  | 2  | 0  | .275 |   |      |
| Mar 13 | at NC State       | *3b   | 5    | 1   | 1  | 1   | 0  | 0  | 0  | 0  | 0  | 0  | 0   | 0   | 0     | 1 | 0  | 1  | 0  | .267 |   |      |
| Mar 15 | VALPARAISO        | *3b   | 3    | 1   | 1  | 1   | 1  | 0  | 0  | 1  | 0  | 0  | 0   | 0   | 1     | 0 | 1  | 2  | 4  | .271 |   |      |
| Mar 18 | at Louisville     | *3b   | 4    | 1   | 2  | 2   | 0  | 0  | 0  | 0  | 0  | 1  | 0   | 0   | 0     | 1 | 0  | 0  | 0  | .288 |   |      |
| Mar 19 | at Louisville     | *3b/p | 4    | 1   | 2  | 1   | 1  | 0  | 1  | 0  | 0  | 0  | 0   | 0   | 0     | 1 | 2  | 1  | 0  | .304 |   |      |
| Mar 20 | at Louisville     | *3b/p | 3    | 1   | 2  | 0   | 2  | 0  | 0  | 1  | 0  | 0  | 0   | 0   | 0     | 0 | 0  | 2  | 0  | .322 |   |      |
| Mar 25 | VIRGINIA TECH     | *3b/p | 5    | 1   | 1  | 2   | 0  | 0  | 1  | 0  | 0  | 0  | 0   | 0   | 0     | 0 | 0  | 0  | 0  | .312 |   |      |
| Mar 29 | NORTHERN ILLIN    | *3b/1 | 3    | 1   | 1  | 1   | 0  | 0  | 0  | 0  | 0  | 1  | 0   | 0   | 0     | 0 | 1  | 1  | 0  | .313 |   |      |
| Apr 01 | at Florida State  | *3b   | 5    | 0   | 0  | 0   | 0  | 0  | 0  | 0  | 0  | 0  | 0   | 0   | 0     | 1 | 0  | 3  | 0  | .292 |   |      |
| Apr 02 | at Florida State  | *3b   | 4    | 1   | 0  | 0   | 0  | 0  | 0  | 1  | 0  | 0  | 0   | 0   | 0     | 1 | 1  | 1  | 0  | .276 |   |      |
| Apr 03 | at Florida State  | *3b/p | 4    | 1   | 0  | 0   | 0  | 0  | 0  | 1  | 0  | 0  | 0   | 0   | 0     | 2 | 1  | 2  | 0  | .262 |   |      |
| Apr 05 | BUTLER            | *3b   | 4    | 1   | 1  | 1   | 0  | 0  | 1  | 0  | 0  | 0  | 0   | 0   | 0     | 1 | 2  | 3  | 0  | .262 |   |      |
| Apr 08 | CLEMSON           | *3b   | 4    | 1   | 2  | 1   | 1  | 0  | 0  | 0  | 1  | 0  | 0   | 0   | 0     | 0 | 1  | 5  | 0  | .273 |   |      |
| Apr 09 | CLEMSON           | *3b   | 4    | 1   | 1  | 0   | 0  | 0  | 0  | 1  | 0  | 0  | 0   | 0   | 0     | 0 | 1  | 1  | 0  | .272 |   |      |
| Apr 10 | CLEMSON           | *3b   | 4    | 1   | 0  | 1   | 0  | 0  | 0  | 1  | 0  | 1  | 0   | 0   | 0     | 2 | 0  | 2  | 0  | .260 |   |      |
| Apr 12 | MICHIGAN          | *3b   | 4    | 1   | 2  | 1   | 0  | 0  | 2  | 1  | 0  | 0  | 0   | 0   | 0     | 0 | 0  | 4  | 0  | .270 |   |      |
| Apr 14 | at Duke           | *3b   | 4    | 0   | 0  | 1   | 0  | 0  | 0  | 0  | 0  | 0  | 0   | 0   | 0     | 1 | 1  | 0  | 0  | .260 |   |      |
| Apr 15 | at Duke           | *3b   | 5    | 0   | 0  | 0   | 0  | 0  | 0  | 0  | 0  | 0  | 0   | 0   | 0     | 4 | 1  | 3  | 0  | .248 |   |      |
| Apr 16 | at Duke           | *3b   | 4    | 0   | 0  | 0   | 0  | 0  | 0  | 0  | 0  | 0  | 0   | 0   | 0     | 2 | 2  | 2  | 0  | .239 |   |      |
| Apr 19 | VALPARAISO        | *p    | 0    | 0   | 0  | 0   | 0  | 0  | 0  | 0  | 0  | 0  | 0   | 0   | 0     | 0 | 0  | 3  | 0  | .239 |   |      |
| Apr 22 | WAKE FOREST       | *3b   | 2    | 0   | 0  | 2   | 0  | 0  | 0  | 1  | 0  | 0  | 0   | 1   | 0     | 0 | 0  | 0  | 0  | .235 |   |      |
| Apr 23 | WAKE FOREST       | *3b   | 5    | 1   | 1  | 3   | 0  | 0  | 1  | 1  | 0  | 0  | 0   | 0   | 0     | 3 | 2  | 2  | 0  | .233 |   |      |
| Apr 24 | WAKE FOREST       | *dh/p | 5    | 1   | 2  | 0   | 1  | 0  | 0  | 0  | 1  | 0  | 0   | 0   | 0     | 1 | 0  | 0  | 0  | .240 |   |      |
| Apr 26 | vs Michigan State | *dh   | 4    | 0   | 1  | 1   | 1  | 0  | 0  | 0  | 0  | 0  | 0   | 0   | 0     | 1 | 0  | 0  | 0  | .240 |   |      |
| Apr 29 | BOSTON COLLEG     | *3b   | 2    | 0   | 1  | 1   | 0  | 0  | 0  | 1  | 0  | 0  | 0   | 0   | 1     | 0 | 3  | 2  | 0  | .244 |   |      |
| Apr 30 | BOSTON COLLEG     | *3b   | 4    | 3   | 4  | 3   | 0  | 0  | 1  | 0  | 1  | 0  | 0   | 0   | 0     | 0 | 1  | 1  | 0  | .267 |   |      |
| May 01 | BOSTON COLLEG     | *3b/p | 5    | 1   | 3  | 0   | 1  | 0  | 0  | 1  | 0  | 0  | 0   | 0   | 0     | 1 | 2  | 2  | 0  | .279 |   |      |
| Totals |                   |       | 37gs | 140 | 30 | 39  | 32 | 12 | 1  | 6  | 14 | 7  | 2   | 3   | 0     | 4 | 0  | 29 | 27 | 61   | 1 | .279 |

On base pct. .348 • Slugging pct. .507

| Date   | Opponent         | GS | IP   | H  | R  | ER | BB | SO | 2B | 3B | HR | WP | BK | HBP | IBB | Score | W-L | Sv | ERA   | NP |
|--------|------------------|----|------|----|----|----|----|----|----|----|----|----|----|-----|-----|-------|-----|----|-------|----|
| Feb 26 | vs Monmouth-2    |    | 1.0  | 0  | 0  | 0  | 0  | 3  | 0  | 0  | 0  | 0  | 0  | 0   | 0   | 9-0   | 0-0 | 0  | 0.00  | 14 |
| Mar 04 | vs Illinois      |    | 1.0  | 0  | 0  | 0  | 1  | 1  | 0  | 0  | 0  | 0  | 0  | 0   | 0   | 6-1   | 0-0 | 0  | 0.00  | 13 |
| Mar 11 | at NC State      |    | 1.2  | 0  | 0  | 0  | 1  | 4  | 0  | 0  | 0  | 1  | 0  | 0   | 0   | 8-4   | 1-0 | 0  | 0.00  | 27 |
| Mar 19 | at Louisville    |    | 0.0  | 1  | 3  | 3  | 1  | 0  | 0  | 0  | 1  | 1  | 0  | 0   | 0   | 1-8   | 1-0 | 0  | 7.36  | 12 |
| Mar 20 | at Louisville    |    | 1.0  | 2  | 3  | 3  | 1  | 3  | 0  | 0  | 1  | 0  | 1  | 0   | 0   | 5-7   | 1-1 | 0  | 11.57 | 23 |
| Mar 25 | VIRGINIA TECH    |    | 0.0  | 2  | 4  | 3  | 2  | 0  | 1  | 0  | 0  | 0  | 0  | 0   | 1   | 5-10  | 1-2 | 0  | 17.36 | 12 |
| Apr 03 | at Florida State |    | 1.2  | 1  | 0  | 0  | 0  | 2  | 0  | 0  | 0  | 0  | 0  | 0   | 0   | 9-7   | 1-2 | 1  | 12.79 | 22 |
| Apr 19 | VALPARAISO       | *  | 3.0  | 1  | 0  | 0  | 0  | 4  | 0  | 0  | 0  | 0  | 0  | 0   | 0   | 5-1   | 2-2 | 1  | 8.68  | 39 |
| Apr 24 | WAKE FOREST      |    | 2.1  | 4  | 1  | 1  | 0  | 5  | 0  | 0  | 0  | 1  | 0  | 0   | 0   | 13-12 | 2-2 | 1  | 7.71  | 49 |
| May 01 | BOSTON COLLEG    |    | 3.0  | 5  | 2  | 2  | 2  | 6  | 1  | 0  | 0  | 0  | 0  | 0   | 0   | 16-10 | 2-2 | 2  | 7.36  | 59 |
| Totals |                  | 1  | 14.2 | 16 | 13 | 12 | 8  | 28 | 2  | 0  | 2  | 3  | 1  | 0   | 1   | 77-60 | 2-2 | 2  | 7.36  | -  |

# 2022 NOTRE DAME BASEBALL GAME NOTES

## #11 JACK PENNEY



Freshman/INF

**Career Highs**

**Hits:** 2 (2x, MR 4/24/22 vs. WF)  
**Runs:** 2 (2x, MR 3/15/22 vs. Valpo)  
**HR:** 1 (4/19/22 vs. Valpo)  
**RBI:** 2 (3x, MR vs. MR 4/24/22 vs. WF)

**News & Notes**

- Tied a career high with 2 RBI and 2 hits against Wake Forest (4/24/22)
- Hit his first career home run and tied a career high with 2 RBI against Valpo (4/19/22)
- Set a career high with 2 hits and tied a career high with 2 runs against Valpo (3/15/22)
- Set a career high with 2 runs against Monmouth (2/26/22~2)
- Set a career high with 2 hits against Marist (2/25/22)
- Made his collegiate debut against Manhattan (2/18/22)

### CAREER SUMMARY

| Year  | avg  | gp-gs | ab | r | h  | 2b | 3b | hr | rbi | tb | slg% | bb | hbp | so | gdp | ob%  | sf | sh | sb-att | po | a  | e | fld% |
|-------|------|-------|----|---|----|----|----|----|-----|----|------|----|-----|----|-----|------|----|----|--------|----|----|---|------|
| 2022  | .297 | 26-7  | 37 | 8 | 11 | 3  | 2  | 1  | 9   | 21 | .568 | 5  | 1   | 11 | 0   | .386 | 1  | 0  | 2-2    | 11 | 15 | 3 | .897 |
| TOTAL | .297 | 26-7  | 37 | 8 | 11 | 3  | 2  | 1  | 9   | 21 | .568 | 5  | 1   | 11 | 0   | .386 | 1  | 0  | 2-2    | 11 | 15 | 3 | .897 |

### 2022 GAME-BY-GAME

| Date   | Opponent          | Pos   | AB | R | H  | RBI | 2B | 3B | HR | BB | SB | CS | HBP | SAC | SF | GDP | K  | PO | A  | E | Avg  |
|--------|-------------------|-------|----|---|----|-----|----|----|----|----|----|----|-----|-----|----|-----|----|----|----|---|------|
| Feb 18 | vs Manhattan      | ph/2  | 1  | 0 | 0  | 1   | 0  | 0  | 0  | 1  | 0  | 0  | 0   | 0   | 1  | 0   | 0  | 0  | 0  | 0 | .000 |
| Feb 25 | vs Marist         | ss    | 1  | 2 | 1  | 0   | 1  | 0  | 0  | 1  | 0  | 0  | 0   | 0   | 0  | 0   | 0  | 0  | 0  | 0 | .500 |
| Feb 26 | vs Monmouth-1     | ph/ss | 2  | 0 | 1  | 2   | 0  | 1  | 0  | 0  | 0  | 0  | 0   | 0   | 0  | 0   | 1  | 0  | 0  | 0 | .500 |
| Feb 26 | vs Monmouth-2     | 3b    | 0  | 0 | 0  | 0   | 0  | 0  | 0  | 0  | 0  | 0  | 0   | 0   | 0  | 0   | 0  | 0  | 0  | 0 | .500 |
| Mar 04 | vs Illinois       | 3b    | 0  | 0 | 0  | 0   | 0  | 0  | 0  | 0  | 0  | 0  | 0   | 0   | 0  | 0   | 0  | 1  | 0  | 0 | .500 |
| Mar 06 | at Minnesota Goph | 2b    | 2  | 0 | 0  | 0   | 0  | 0  | 0  | 0  | 0  | 0  | 0   | 0   | 0  | 0   | 0  | 2  | 2  | 0 | .333 |
| Mar 08 | at Elon           | *2b   | 6  | 1 | 1  | 1   | 0  | 0  | 0  | 0  | 0  | 0  | 0   | 0   | 0  | 0   | 1  | 2  | 1  | 0 | .250 |
| Mar 11 | at NC State       | 3b    | 1  | 0 | 0  | 0   | 0  | 0  | 0  | 0  | 0  | 0  | 0   | 0   | 0  | 0   | 1  | 0  | 0  | 0 | .231 |
| Mar 15 | VALPARAISO        | *2b   | 4  | 2 | 2  | 1   | 2  | 0  | 0  | 0  | 1  | 0  | 0   | 0   | 0  | 0   | 1  | 4  | 0  | 0 | .294 |
| Mar 19 | at Louisville     | 3b    | 0  | 0 | 0  | 0   | 0  | 0  | 0  | 0  | 0  | 0  | 0   | 0   | 0  | 0   | 0  | 0  | 0  | 0 | .294 |
| Mar 20 | at Louisville     | 3b    | 0  | 0 | 0  | 0   | 0  | 0  | 0  | 0  | 0  | 0  | 0   | 0   | 0  | 0   | 0  | 0  | 0  | 0 | .294 |
| Mar 25 | VIRGINIA TECH     | 3b    | 0  | 0 | 0  | 0   | 0  | 0  | 0  | 0  | 0  | 0  | 0   | 0   | 0  | 0   | 0  | 0  | 0  | 0 | .294 |
| Mar 29 | NORTHERN ILLIN    | 3b    | 1  | 0 | 0  | 0   | 0  | 0  | 0  | 0  | 0  | 0  | 0   | 0   | 0  | 0   | 1  | 0  | 0  | 0 | .278 |
| Apr 02 | at Florida State  | pr/ss | 0  | 1 | 0  | 0   | 0  | 0  | 0  | 0  | 0  | 0  | 0   | 0   | 0  | 0   | 0  | 0  | 0  | 0 | .278 |
| Apr 03 | at Florida State  | 3b    | 0  | 0 | 0  | 0   | 0  | 0  | 0  | 0  | 0  | 0  | 0   | 0   | 0  | 0   | 0  | 0  | 0  | 0 | .278 |
| Apr 05 | BUTLER            | *2b   | 4  | 0 | 1  | 0   | 0  | 0  | 0  | 0  | 1  | 0  | 0   | 0   | 0  | 0   | 1  | 1  | 0  | 0 | .273 |
| Apr 09 | CLEMSON           | pr/2b | 0  | 0 | 0  | 0   | 0  | 0  | 0  | 0  | 0  | 0  | 0   | 0   | 0  | 0   | 0  | 0  | 1  | 0 | .273 |
| Apr 12 | MICHIGAN          | 2b    | 0  | 0 | 0  | 0   | 0  | 0  | 0  | 0  | 0  | 0  | 0   | 0   | 0  | 0   | 0  | 0  | 0  | 0 | .273 |
| Apr 14 | at Duke           | ph    | 1  | 0 | 0  | 0   | 0  | 0  | 0  | 0  | 0  | 0  | 0   | 0   | 0  | 0   | 0  | 0  | 0  | 0 | .261 |
| Apr 15 | at Duke           | ss    | 0  | 0 | 0  | 0   | 0  | 0  | 0  | 0  | 0  | 0  | 0   | 0   | 0  | 0   | 0  | 0  | 0  | 0 | .261 |
| Apr 19 | VALPARAISO        | *3b   | 3  | 1 | 1  | 2   | 0  | 0  | 1  | 0  | 0  | 0  | 0   | 0   | 0  | 0   | 0  | 1  | 0  | 1 | .269 |
| Apr 20 | PURDUE FORT W     | *3b/2 | 3  | 1 | 1  | 0   | 0  | 0  | 2  | 0  | 0  | 0  | 0   | 0   | 0  | 0   | 2  | 0  | 5  | 0 | .276 |
| Apr 23 | WAKE FOREST       | 2b    | 0  | 0 | 0  | 0   | 0  | 0  | 0  | 0  | 0  | 0  | 0   | 0   | 0  | 0   | 0  | 0  | 1  | 0 | .276 |
| Apr 24 | WAKE FOREST       | *3b   | 4  | 0 | 2  | 2   | 0  | 1  | 0  | 1  | 0  | 0  | 0   | 0   | 0  | 0   | 1  | 0  | 4  | 0 | .303 |
| Apr 26 | vs Michigan State | *3b   | 4  | 0 | 1  | 0   | 0  | 0  | 0  | 0  | 0  | 0  | 1   | 0   | 0  | 0   | 2  | 0  | 1  | 2 | .297 |
| May 01 | BOSTON COLLEG     | 3b    | 0  | 0 | 0  | 0   | 0  | 0  | 0  | 0  | 0  | 0  | 0   | 0   | 0  | 0   | 0  | 0  | 0  | 0 | .297 |
| Totals |                   | 7gs   | 37 | 8 | 11 | 9   | 3  | 2  | 1  | 5  | 2  | 0  | 1   | 0   | 1  | 0   | 11 | 11 | 15 | 3 | .297 |

On base pct. .386 • Slugging pct. .568

# #13 JOEY SPENCE



**Freshman/C**  
**Career Highs**  
**Hits:** 1 (3x, MR 3/29/22 vs. NIU)  
**Runs:** 1 (2/25/22 vs. MC)  
**HR:** -  
**RBI:** 1 (3x, MR 3/29/22 vs. NIU)

**News & Notes**  
 • Made his collegiate debut against Manhattan (2/18/22)

## CAREER SUMMARY

| Year  | avg  | gp-gs | ab | r | h | 2b | 3b | hr | rbi | tb | slg% | bb | hbp | so | gdp | ob%  | sf | sh | sb-att | po | a | e | fld%  |
|-------|------|-------|----|---|---|----|----|----|-----|----|------|----|-----|----|-----|------|----|----|--------|----|---|---|-------|
| 2022  | .231 | 14-1  | 13 | 1 | 3 | 3  | 0  | 0  | 3   | 6  | .462 | 2  | 0   | 5  | 0   | .313 | 1  | 0  | 0-0    | 7  | 1 | 0 | 1.000 |
| TOTAL | .231 | 14-1  | 13 | 1 | 3 | 3  | 0  | 0  | 3   | 6  | .462 | 2  | 0   | 5  | 0   | .313 | 1  | 0  | 0-0    | 7  | 1 | 0 | 1.000 |

## 2022 GAME-BY-GAME

| Date   | Opponent         | Pos  | AB | R | H | RBI | 2B | 3B | HR | BB | SB | CS | HBP | SAC | SF | GDP | K | PO | A | E | Avg   |
|--------|------------------|------|----|---|---|-----|----|----|----|----|----|----|-----|-----|----|-----|---|----|---|---|-------|
| Feb 18 | vs Manhattan     | 1b   | 1  | 0 | 1 | 1   | 1  | 0  | 0  | 1  | 0  | 0  | 0   | 0   | 0  | 0   | 0 | 4  | 1 | 0 | 1.000 |
| Feb 25 | vs Marist        | 1b   | 2  | 1 | 1 | 1   | 1  | 0  | 0  | 0  | 0  | 0  | 0   | 0   | 0  | 0   | 0 | 2  | 0 | 0 | .667  |
| Feb 26 | vs Monmouth-1    | ph/1 | 1  | 0 | 0 | 0   | 0  | 0  | 0  | 0  | 0  | 0  | 0   | 0   | 0  | 0   | 1 | 1  | 0 | 0 | .500  |
| Mar 08 | at Elon          | ph   | 1  | 0 | 0 | 0   | 0  | 0  | 0  | 0  | 0  | 0  | 0   | 0   | 0  | 0   | 0 | 0  | 0 | 0 | .400  |
| Mar 11 | at NC State      | *dh  | 2  | 0 | 0 | 0   | 0  | 0  | 0  | 0  | 0  | 0  | 0   | 0   | 0  | 0   | 1 | 0  | 0 | 0 | .286  |
| Mar 15 | VALPARAISO       | ph   | 1  | 0 | 0 | 0   | 0  | 0  | 0  | 0  | 0  | 0  | 0   | 0   | 0  | 0   | 0 | 0  | 0 | 0 | .250  |
| Mar 29 | NORTHERN ILLIN   | ph/d | 1  | 0 | 1 | 1   | 1  | 0  | 0  | 0  | 0  | 0  | 0   | 0   | 1  | 0   | 0 | 0  | 0 | 0 | .333  |
| Apr 02 | at Florida State | ph   | 0  | 0 | 0 | 0   | 0  | 0  | 0  | 0  | 0  | 0  | 0   | 0   | 0  | 0   | 0 | 0  | 0 | 0 | .333  |
| Apr 09 | CLEMSON          | ph   | 1  | 0 | 0 | 0   | 0  | 0  | 0  | 0  | 0  | 0  | 0   | 0   | 0  | 0   | 1 | 0  | 0 | 0 | .300  |
| Apr 12 | MICHIGAN         | 1b   | 0  | 0 | 0 | 0   | 0  | 0  | 0  | 0  | 0  | 0  | 0   | 0   | 0  | 0   | 0 | 0  | 0 | 0 | .300  |
| Apr 14 | at Duke          | ph   | 0  | 0 | 0 | 0   | 0  | 0  | 0  | 1  | 0  | 0  | 0   | 0   | 0  | 0   | 0 | 0  | 0 | 0 | .300  |
| Apr 15 | at Duke          | ph   | 1  | 0 | 0 | 0   | 0  | 0  | 0  | 0  | 0  | 0  | 0   | 0   | 0  | 0   | 1 | 0  | 0 | 0 | .273  |
| Apr 20 | PURDUE FORT W    | ph/d | 1  | 0 | 0 | 0   | 0  | 0  | 0  | 0  | 0  | 0  | 0   | 0   | 0  | 0   | 0 | 0  | 0 | 0 | .250  |
| Apr 23 | WAKE FOREST      | ph   | 1  | 0 | 0 | 0   | 0  | 0  | 0  | 0  | 0  | 0  | 0   | 0   | 0  | 0   | 1 | 0  | 0 | 0 | .231  |
| Totals |                  | 1gs  | 13 | 1 | 3 | 3   | 3  | 0  | 0  | 2  | 0  | 0  | 0   | 0   | 1  | 0   | 5 | 7  | 1 | 0 | .231  |

On base pct. .312 • Slugging pct. .462

# #14 ZACK PRAJZNER



**Senior/INF**

**Career Highs**  
**Hits:** 4 (5/26/21 vs. VT)  
**Runs:** 3 (6x, MR 4/24/22 vs. WF)  
**HR:** 1 (12x, MR 4/30/22 vs. BC)  
**RBI:** 4 (2x, MR 4/30/22 vs. BC)

- News & Notes**
- Tied a career high with 4 RBI against Boston College (4/30/22)
  - Tied a career high with 3 runs against Wake Forest (4/23/22 & 4/24/22)
  - Tied a career high with 3 runs against Northern Illinois (3/29/22)
  - Tied a career high with 3 runs against Elon (3/8/22)

## CAREER SUMMARY

| Year  | avg  | gp-gs   | ab  | r  | h   | 2b | 3b | hr | rbi | tb  | slg% | bb | hbp | so  | gdp | ob%  | sf | sh | sb-att | po  | a   | e  | fld% |
|-------|------|---------|-----|----|-----|----|----|----|-----|-----|------|----|-----|-----|-----|------|----|----|--------|-----|-----|----|------|
| 2019  | .261 | 43-30   | 92  | 11 | 24  | 5  | 0  | 1  | 8   | 32  | .348 | 8  | 10  | 23  | 5   | .382 | 0  | 5  | 2-3    | 45  | 80  | 10 | .926 |
| 2020  | .306 | 13-13   | 49  | 13 | 15  | 3  | 0  | 2  | 8   | 24  | .490 | 10 | 1   | 8   | 0   | .433 | 0  | 2  | 0-1    | 21  | 28  | 5  | .907 |
| 2021  | .280 | 47-47   | 157 | 32 | 44  | 8  | 0  | 6  | 23  | 70  | .446 | 21 | 6   | 42  | 1   | .380 | 3  | 5  | 3-6    | 63  | 135 | 8  | .961 |
| 2022  | .286 | 38-38   | 133 | 35 | 38  | 4  | 0  | 3  | 23  | 51  | .383 | 14 | 3   | 27  | 1   | .364 | 1  | 2  | 1-2    | 42  | 88  | 8  | .942 |
| TOTAL | .281 | 141-128 | 431 | 91 | 121 | 20 | 0  | 12 | 62  | 177 | .411 | 53 | 20  | 100 | 7   | .382 | 4  | 14 | 6-12   | 171 | 331 | 31 | .942 |

## 2022 GAME-BY-GAME

| Date   | Opponent          | Pos | AB   | R   | H  | RBI | 2B | 3B | HR | BB | SB | CS | HBP | SAC | SF | GDP | K | PO | A  | E  | Avg |      |
|--------|-------------------|-----|------|-----|----|-----|----|----|----|----|----|----|-----|-----|----|-----|---|----|----|----|-----|------|
| Feb 18 | vs Manhattan      | *ss | 4    | 1   | 2  | 1   | 0  | 0  | 0  | 0  | 0  | 0  | 0   | 0   | 0  | 0   | 0 | 1  | 2  | 4  | 0   | .500 |
| Feb 19 | at Stetson        | *ss | 4    | 2   | 1  | 0   | 0  | 0  | 0  | 0  | 1  | 0  | 0   | 0   | 0  | 0   | 0 | 0  | 1  | 0  | 0   | .375 |
| Feb 20 | vs Delaware       | *ss | 3    | 1   | 1  | 0   | 1  | 0  | 0  | 1  | 0  | 0  | 0   | 0   | 0  | 0   | 0 | 1  | 1  | 0  | 0   | .364 |
| Feb 25 | vs Marist         | *ss | 3    | 1   | 1  | 0   | 0  | 0  | 0  | 0  | 0  | 0  | 0   | 0   | 0  | 0   | 0 | 1  | 1  | 2  | 0   | .357 |
| Feb 26 | vs Monmouth-1     | *ss | 2    | 1   | 0  | 1   | 0  | 0  | 0  | 1  | 0  | 0  | 0   | 0   | 1  | 0   | 0 | 2  | 2  | 0  | 0   | .312 |
| Feb 26 | vs Monmouth-2     | *ss | 3    | 1   | 1  | 3   | 0  | 0  | 0  | 0  | 0  | 0  | 1   | 0   | 0  | 0   | 0 | 1  | 0  | 0  | 0   | .316 |
| Mar 04 | vs Illinois       | *ss | 3    | 1   | 0  | 0   | 0  | 0  | 0  | 1  | 0  | 0  | 0   | 0   | 0  | 0   | 0 | 3  | 2  | 3  | 0   | .273 |
| Mar 05 | vs Michigan State | *ss | 3    | 0   | 0  | 0   | 0  | 0  | 0  | 0  | 0  | 0  | 0   | 0   | 0  | 0   | 0 | 2  | 4  | 0  | 0   | .240 |
| Mar 06 | at Minnesota Goph | *ss | 2    | 0   | 1  | 0   | 0  | 0  | 0  | 1  | 0  | 0  | 0   | 1   | 0  | 0   | 1 | 1  | 3  | 0  | 0   | .259 |
| Mar 08 | at Elon           | *ss | 5    | 3   | 3  | 0   | 2  | 0  | 0  | 0  | 0  | 0  | 0   | 0   | 0  | 0   | 0 | 1  | 0  | 1  | 0   | .312 |
| Mar 11 | at NC State       | *ss | 5    | 1   | 2  | 2   | 0  | 0  | 1  | 0  | 0  | 0  | 0   | 0   | 0  | 0   | 1 | 0  | 4  | 0  | 0   | .324 |
| Mar 13 | at NC State       | *ss | 3    | 1   | 0  | 0   | 0  | 0  | 0  | 0  | 0  | 0  | 1   | 0   | 0  | 0   | 2 | 2  | 3  | 0  | 0   | .300 |
| Mar 15 | VALPARAISO        | *ss | 5    | 0   | 0  | 0   | 0  | 0  | 0  | 0  | 0  | 0  | 0   | 0   | 0  | 0   | 0 | 1  | 1  | 0  | 0   | .267 |
| Mar 18 | at Louisville     | *ss | 3    | 1   | 0  | 0   | 0  | 0  | 0  | 2  | 0  | 0  | 0   | 0   | 0  | 0   | 1 | 2  | 0  | 1  | 0   | .250 |
| Mar 19 | at Louisville     | *ss | 2    | 0   | 0  | 0   | 0  | 0  | 0  | 1  | 0  | 0  | 0   | 0   | 0  | 0   | 1 | 1  | 0  | 0  | 0   | .240 |
| Mar 20 | at Louisville     | *ss | 2    | 1   | 0  | 0   | 0  | 0  | 0  | 2  | 0  | 0  | 0   | 0   | 0  | 0   | 0 | 0  | 0  | 0  | 0   | .231 |
| Mar 25 | VIRGINIA TECH     | *ss | 4    | 0   | 2  | 1   | 0  | 0  | 0  | 0  | 0  | 1  | 0   | 0   | 0  | 0   | 2 | 1  | 3  | 0  | 0   | .250 |
| Mar 29 | NORTHERN ILLIN    | *ss | 3    | 3   | 3  | 2   | 0  | 0  | 0  | 1  | 0  | 0  | 0   | 0   | 0  | 0   | 0 | 1  | 4  | 0  | 0   | .288 |
| Apr 01 | at Florida State  | *ss | 4    | 0   | 0  | 0   | 0  | 0  | 0  | 0  | 0  | 0  | 0   | 0   | 0  | 0   | 3 | 1  | 1  | 0  | 0   | .270 |
| Apr 02 | at Florida State  | *ss | 3    | 0   | 0  | 0   | 0  | 0  | 0  | 0  | 0  | 0  | 0   | 0   | 0  | 0   | 2 | 1  | 2  | 0  | 0   | .258 |
| Apr 03 | at Florida State  | *ss | 4    | 0   | 1  | 0   | 0  | 0  | 0  | 0  | 0  | 0  | 0   | 0   | 0  | 0   | 1 | 2  | 4  | 0  | 0   | .257 |
| Apr 05 | BUTLER            | *ss | 4    | 1   | 1  | 1   | 0  | 0  | 0  | 0  | 0  | 0  | 0   | 0   | 0  | 0   | 0 | 0  | 3  | 0  | 0   | .257 |
| Apr 08 | CLEMSON           | *ss | 2    | 0   | 0  | 0   | 0  | 0  | 0  | 0  | 0  | 0  | 0   | 1   | 0  | 0   | 0 | 0  | 2  | 2  | 0   | .250 |
| Apr 09 | CLEMSON           | *ss | 4    | 0   | 1  | 0   | 0  | 0  | 0  | 0  | 0  | 0  | 0   | 0   | 0  | 1   | 0 | 1  | 2  | 1  | 0   | .250 |
| Apr 10 | CLEMSON           | *ss | 4    | 0   | 0  | 0   | 0  | 0  | 0  | 0  | 0  | 0  | 0   | 0   | 0  | 0   | 2 | 3  | 4  | 0  | 0   | .238 |
| Apr 12 | MICHIGAN          | *ss | 3    | 3   | 1  | 3   | 0  | 0  | 0  | 2  | 0  | 0  | 0   | 0   | 0  | 0   | 0 | 0  | 1  | 0  | 0   | .241 |
| Apr 14 | at Duke           | *ss | 2    | 1   | 1  | 0   | 0  | 0  | 0  | 1  | 0  | 0  | 0   | 0   | 0  | 0   | 0 | 4  | 2  | 0  | 0   | .247 |
| Apr 15 | at Duke           | *ss | 4    | 0   | 0  | 0   | 0  | 0  | 0  | 0  | 0  | 0  | 0   | 0   | 0  | 0   | 2 | 1  | 5  | 2  | 0   | .237 |
| Apr 16 | at Duke           | *ss | 3    | 0   | 2  | 0   | 0  | 0  | 0  | 0  | 0  | 0  | 0   | 0   | 0  | 0   | 0 | 1  | 3  | 1  | 0   | .250 |
| Apr 19 | VALPARAISO        | *ss | 3    | 1   | 1  | 0   | 0  | 0  | 0  | 0  | 0  | 0  | 0   | 0   | 0  | 0   | 0 | 1  | 3  | 0  | 0   | .253 |
| Apr 20 | PURDUE FORT W     | *ss | 5    | 2   | 2  | 0   | 0  | 0  | 0  | 0  | 0  | 0  | 0   | 0   | 0  | 0   | 0 | 0  | 1  | 0  | 0   | .260 |
| Apr 22 | WAKE FOREST       | *ss | 4    | 0   | 0  | 1   | 0  | 0  | 0  | 0  | 0  | 0  | 0   | 0   | 0  | 0   | 1 | 2  | 2  | 0  | 0   | .250 |
| Apr 23 | WAKE FOREST       | *ss | 4    | 3   | 2  | 2   | 0  | 0  | 1  | 1  | 0  | 0  | 0   | 0   | 0  | 0   | 0 | 2  | 4  | 0  | 0   | .259 |
| Apr 24 | WAKE FOREST       | *ss | 5    | 3   | 3  | 2   | 0  | 0  | 0  | 0  | 0  | 0  | 0   | 0   | 0  | 0   | 0 | 1  | 4  | 0  | 0   | .274 |
| Apr 26 | vs Michigan State | *ss | 4    | 0   | 1  | 0   | 0  | 0  | 0  | 0  | 0  | 0  | 0   | 0   | 0  | 0   | 1 | 1  | 1  | 1  | 0   | .273 |
| Apr 29 | BOSTON COLLEG     | *ss | 4    | 0   | 1  | 0   | 0  | 0  | 0  | 0  | 0  | 0  | 0   | 0   | 0  | 0   | 0 | 1  | 2  | 0  | 0   | .272 |
| Apr 30 | BOSTON COLLEG     | *ss | 4    | 1   | 1  | 4   | 0  | 0  | 1  | 0  | 0  | 0  | 0   | 0   | 0  | 0   | 1 | 0  | 3  | 0  | 0   | .271 |
| May 01 | BOSTON COLLEG     | *ss | 4    | 2   | 3  | 0   | 1  | 0  | 0  | 0  | 0  | 1  | 0   | 0   | 0  | 0   | 0 | 3  | 0  | 0  | 0   | .286 |
| Totals |                   |     | 38gs | 133 | 35 | 38  | 23 | 4  | 0  | 3  | 14 | 1  | 1   | 3   | 2  | 1   | 1 | 27 | 42 | 88 | 8   | .286 |

On base pct. .364 • Slugging pct. .383



# #16 JARED MILLER



Graduate Student/INF

**Career Highs**

**Hits:** 4 (2x, MR 3/14/21 at UVA)  
**Runs:** 4 (2/28/21 at WF)  
**HR:** 1 (5x, MR 5/26/21 vs. VT)  
**RBI:** 4 (2x, MR 5/1/22 vs. BC)  
**SB:** 3 (3/7/21 at CU)

**News & Notes**

- 2x Team Captain (2022, 2021)
- Tied a career high with 4 RBI and hit his first career grand slam against Boston College (5/1/22)

### CAREER SUMMARY

| Year  | avg  | gp-gs   | ab  | r  | h   | 2b | 3b | hr | rbi | tb  | slg% | bb | hbp | so  | gdp | ob%  | sf | sh | sb-att | po  | a   | e  | fld% |
|-------|------|---------|-----|----|-----|----|----|----|-----|-----|------|----|-----|-----|-----|------|----|----|--------|-----|-----|----|------|
| 2018  | .169 | 33-18   | 59  | 10 | 10  | 0  | 0  | 0  | 6   | 10  | .169 | 6  | 4   | 10  | 1   | .286 | 1  | 2  | 2-2    | 13  | 36  | 3  | .942 |
| 2019  | .223 | 54-54   | 184 | 21 | 41  | 7  | 0  | 1  | 22  | 51  | .277 | 22 | 3   | 40  | 2   | .313 | 2  | 7  | 13-14  | 88  | 132 | 19 | .921 |
| 2020  | .255 | 12-12   | 51  | 5  | 13  | 6  | 0  | 0  | 10  | 19  | .373 | 5  | 1   | 5   | 1   | .328 | 1  | 2  | 4-5    | 17  | 21  | 3  | .927 |
| 2021  | .257 | 39-37   | 144 | 32 | 37  | 11 | 3  | 4  | 24  | 66  | .458 | 12 | 5   | 31  | 4   | .335 | 0  | 3  | 7-11   | 83  | 106 | 1  | .995 |
| 2022  | .262 | 35-35   | 122 | 29 | 32  | 4  | 0  | 3  | 19  | 45  | .369 | 22 | 4   | 28  | 2   | .387 | 2  | 2  | 7-10   | 54  | 93  | 4  | .974 |
| TOTAL | .238 | 173-156 | 560 | 97 | 133 | 28 | 3  | 8  | 81  | 191 | .341 | 67 | 17  | 114 | 10  | .334 | 6  | 16 | 33-42  | 255 | 388 | 30 | .955 |


### 2022 GAME-BY-GAME

| Date   | Opponent          | Pos | AB   | R   | H  | RBI | 2B | 3B | HR | BB | SB | CS | HBP | SAC | SF | GDP | K | PO | A  | E  | Avg  |      |
|--------|-------------------|-----|------|-----|----|-----|----|----|----|----|----|----|-----|-----|----|-----|---|----|----|----|------|------|
| Feb 18 | vs Manhattan      | *2b | 2    | 1   | 1  | 2   | 0  | 0  | 0  | 0  | 0  | 0  | 0   | 0   | 1  | 0   | 1 | 3  | 1  | 0  | .500 |      |
| Feb 19 | at Stetson        | *2b | 3    | 0   | 0  | 0   | 0  | 0  | 0  | 0  | 0  | 0  | 0   | 1   | 0  | 0   | 0 | 3  | 1  | 0  | .200 |      |
| Feb 20 | vs Delaware       | *2b | 3    | 1   | 1  | 0   | 0  | 0  | 0  | 1  | 0  | 1  | 0   | 0   | 0  | 0   | 0 | 3  | 3  | 0  | .250 |      |
| Feb 25 | vs Marist         | *2b | 3    | 1   | 1  | 0   | 0  | 0  | 0  | 1  | 0  | 0  | 0   | 0   | 0  | 0   | 2 | 1  | 2  | 0  | .273 |      |
| Feb 26 | vs Monmouth-1     | *2b | 2    | 2   | 2  | 1   | 0  | 0  | 0  | 4  | 1  | 0  | 0   | 0   | 0  | 0   | 0 | 2  | 5  | 0  | .385 |      |
| Feb 26 | vs Monmouth-2     | *2b | 4    | 1   | 2  | 0   | 0  | 0  | 0  | 0  | 0  | 0  | 0   | 0   | 0  | 0   | 0 | 4  | 2  | 0  | .412 |      |
| Mar 04 | vs Illinois       | *2b | 4    | 0   | 1  | 2   | 0  | 0  | 0  | 0  | 0  | 0  | 0   | 0   | 0  | 0   | 1 | 0  | 0  | 0  | .381 |      |
| Mar 05 | vs Michigan State | *2b | 3    | 0   | 0  | 0   | 0  | 0  | 0  | 0  | 0  | 0  | 0   | 0   | 0  | 0   | 0 | 0  | 1  | 0  | .333 |      |
| Mar 06 | at Minnesota Goph | *2b | 2    | 1   | 1  | 0   | 1  | 0  | 0  | 0  | 0  | 0  | 0   | 0   | 0  | 0   | 0 | 0  | 0  | 0  | .346 |      |
| Mar 11 | at NC State       | *2b | 5    | 2   | 1  | 0   | 1  | 0  | 0  | 1  | 0  | 0  | 0   | 0   | 0  | 0   | 1 | 2  | 3  | 0  | .323 |      |
| Mar 13 | at NC State       | *2b | 3    | 3   | 1  | 0   | 0  | 0  | 0  | 2  | 1  | 0  | 0   | 0   | 0  | 0   | 0 | 2  | 6  | 0  | .324 |      |
| Mar 18 | at Louisville     | *2b | 5    | 1   | 1  | 1   | 1  | 0  | 0  | 0  | 0  | 0  | 0   | 0   | 0  | 0   | 1 | 0  | 3  | 0  | .308 |      |
| Mar 19 | at Louisville     | *2b | 3    | 0   | 0  | 0   | 0  | 0  | 0  | 0  | 0  | 0  | 1   | 0   | 0  | 0   | 1 | 0  | 4  | 0  | .286 |      |
| Mar 20 | at Louisville     | *2b | 4    | 0   | 0  | 1   | 0  | 0  | 0  | 0  | 0  | 0  | 0   | 0   | 1  | 1   | 0 | 4  | 4  | 1  | .261 |      |
| Mar 25 | VIRGINIA TECH     | *2b | 5    | 1   | 2  | 0   | 0  | 0  | 0  | 0  | 1  | 0  | 0   | 0   | 0  | 0   | 3 | 4  | 5  | 0  | .275 |      |
| Mar 29 | NORTHERN ILLIN    | *2b | 3    | 1   | 2  | 2   | 0  | 0  | 1  | 0  | 2  | 0  | 0   | 0   | 0  | 0   | 0 | 2  | 0  | 0  | .296 |      |
| Apr 01 | at Florida State  | *2b | 5    | 0   | 0  | 0   | 0  | 0  | 0  | 0  | 0  | 0  | 0   | 0   | 0  | 0   | 2 | 2  | 2  | 0  | .271 |      |
| Apr 02 | at Florida State  | *2b | 5    | 0   | 1  | 2   | 0  | 0  | 0  | 0  | 0  | 0  | 0   | 0   | 0  | 0   | 1 | 2  | 4  | 0  | .266 |      |
| Apr 03 | at Florida State  | *2b | 4    | 1   | 2  | 0   | 0  | 0  | 0  | 1  | 0  | 1  | 0   | 0   | 0  | 0   | 1 | 4  | 4  | 0  | .279 |      |
| Apr 08 | CLEMSON           | *2b | 4    | 0   | 0  | 0   | 0  | 0  | 0  | 0  | 0  | 0  | 0   | 0   | 0  | 0   | 1 | 1  | 4  | 0  | .264 |      |
| Apr 09 | CLEMSON           | *2b | 4    | 1   | 2  | 0   | 0  | 0  | 0  | 1  | 0  | 1  | 0   | 0   | 0  | 0   | 0 | 2  | 1  | 0  | .276 |      |
| Apr 10 | CLEMSON           | *2b | 4    | 3   | 3  | 1   | 0  | 0  | 1  | 1  | 0  | 0  | 0   | 0   | 0  | 0   | 0 | 2  | 4  | 0  | .300 |      |
| Apr 12 | MICHIGAN          | *2b | 4    | 0   | 0  | 0   | 0  | 0  | 0  | 1  | 0  | 0  | 0   | 0   | 0  | 0   | 2 | 1  | 4  | 0  | .286 |      |
| Apr 14 | at Duke           | *2b | 4    | 0   | 0  | 0   | 0  | 0  | 0  | 0  | 0  | 0  | 0   | 0   | 0  | 0   | 2 | 1  | 1  | 0  | .273 |      |
| Apr 15 | at Duke           | *2b | 3    | 0   | 0  | 0   | 0  | 0  | 0  | 2  | 0  | 0  | 0   | 0   | 0  | 0   | 0 | 6  | 0  | 0  | .264 |      |
| Apr 16 | at Duke           | *2b | 3    | 0   | 0  | 0   | 0  | 0  | 0  | 1  | 0  | 0  | 0   | 0   | 0  | 0   | 3 | 0  | 4  | 0  | .255 |      |
| Apr 19 | VALPARAISO        | *2b | 3    | 0   | 0  | 0   | 0  | 0  | 0  | 0  | 0  | 0  | 0   | 0   | 0  | 0   | 0 | 2  | 0  | 0  | .247 |      |
| Apr 20 | PURDUE FORT W     | *2b | 4    | 0   | 1  | 1   | 0  | 0  | 0  | 0  | 0  | 0  | 0   | 0   | 0  | 0   | 1 | 0  | 2  | 0  | .248 |      |
| Apr 22 | WAKE FOREST       | *2b | 2    | 1   | 1  | 0   | 0  | 0  | 0  | 1  | 0  | 0  | 0   | 1   | 0  | 0   | 0 | 1  | 4  | 1  | .252 |      |
| Apr 23 | WAKE FOREST       | *2b | 3    | 2   | 2  | 1   | 1  | 0  | 0  | 1  | 0  | 0  | 0   | 0   | 0  | 0   | 1 | 0  | 2  | 1  | .264 |      |
| Apr 24 | WAKE FOREST       | *2b | 2    | 2   | 0  | 0   | 0  | 0  | 0  | 2  | 2  | 0  | 1   | 0   | 0  | 0   | 0 | 5  | 2  | 0  | .259 |      |
| Apr 26 | vs Michigan State | *2b | 3    | 1   | 0  | 0   | 0  | 0  | 0  | 1  | 0  | 0  | 0   | 1   | 0  | 0   | 3 | 2  | 2  | 0  | .252 |      |
| Apr 29 | BOSTON COLLEGE    | *2b | 3    | 0   | 1  | 1   | 0  | 0  | 0  | 1  | 0  | 0  | 0   | 0   | 0  | 1   | 0 | 0  | 2  | 1  | .254 |      |
| Apr 30 | BOSTON COLLEGE    | *2b | 4    | 1   | 1  | 0   | 0  | 0  | 0  | 0  | 0  | 0  | 0   | 0   | 0  | 0   | 0 | 3  | 0  | 0  | .254 |      |
| May 01 | BOSTON COLLEGE    | *2b | 4    | 2   | 2  | 4   | 0  | 0  | 1  | 0  | 0  | 0  | 1   | 0   | 0  | 0   | 1 | 0  | 1  | 0  | .262 |      |
| Totals |                   |     | 35gs | 122 | 29 | 32  | 19 | 4  | 0  | 3  | 22 | 7  | 3   | 4   | 2  | 2   | 2 | 28 | 54 | 93 | 4    | .262 |

On base pct. .387 • Slugging pct. .369

# 2022 NOTRE DAME BASEBALL GAME NOTES

## #17 AIDAN TYRELL



Senior/LHP

**Career Highs**

IP: 8.0 (6/6/21 vs. CMU)

Strikeouts: 6 (3x, MR 2/18/22 vs. MU)

**News & Notes**

- 2022 Team Captain
- Tied a career high with 6 strikeouts against Manhattan (2/18/22)
- Led the Irish starters in 2021 with a 2.70 ERA

### CAREER SUMMARY

| Year  | era   | w-l  | app | gs | cg | sho | sv | ip    | h  | r  | er | bb | so | 2b | 3b | hr | bf  | bavg | wp | hbp | bk | sfa | sha |
|-------|-------|------|-----|----|----|-----|----|-------|----|----|----|----|----|----|----|----|-----|------|----|-----|----|-----|-----|
| 2019  | 15.00 | 0-1  | 9   | 1  | 0  | 0/0 | 0  | 6.0   | 6  | 12 | 10 | 12 | 5  | 2  | 0  | 1  | 38  | .240 | 1  | 1   | 0  | 0   | 0   |
| 2020  | 2.25  | 0-0  | 5   | 0  | 0  | 0/0 | 1  | 8.0   | 4  | 3  | 2  | 3  | 5  | 0  | 0  | 0  | 32  | .148 | 1  | 0   | 0  | 1   | 1   |
| 2021  | 2.70  | 5-1  | 17  | 8  | 0  | 0/2 | 2  | 60.0  | 50 | 19 | 18 | 19 | 43 | 5  | 2  | 6  | 245 | .230 | 3  | 5   | 0  | 2   | 2   |
| 2022  | 2.72  | 5-0  | 17  | 5  | 0  | 0/1 | 0  | 39.2  | 35 | 14 | 12 | 11 | 30 | 5  | 0  | 2  | 166 | .235 | 4  | 5   | 0  | 1   | 0   |
| TOTAL | 3.33  | 10-2 | 48  | 14 | 0  | 0/3 | 3  | 113.2 | 95 | 48 | 42 | 45 | 83 | 12 | 2  | 9  | 481 | .227 | 9  | 11  | 0  | 4   | 3   |

### 2022 GAME-BY-GAME

| Date   | Opponent          | GS | IP   | H  | R  | ER | BB | SO | 2B | 3B | HR | WP | BK | HBP | IBB | Score  | W-L | Sv | ERA  | NP |
|--------|-------------------|----|------|----|----|----|----|----|----|----|----|----|----|-----|-----|--------|-----|----|------|----|
| Feb 18 | vs Manhattan      | *  | 4.0  | 3  | 0  | 0  | 2  | 6  | 0  | 0  | 0  | 0  | 0  | 0   | 0   | 17-2   | 1-0 | 0  | 0.00 | 61 |
| Feb 25 | vs Marist         | *  | 7.0  | 3  | 0  | 0  | 1  | 5  | 0  | 0  | 0  | 0  | 0  | 0   | 0   | 20-2   | 2-0 | 0  | 0.00 | 88 |
| Mar 04 | vs Illinois       | *  | 5.0  | 6  | 1  | 1  | 0  | 4  | 2  | 0  | 0  | 0  | 0  | 1   | 0   | 6-1    | 3-0 | 0  | 0.56 | 73 |
| Mar 11 | at NC State       | *  | 4.0  | 7  | 4  | 3  | 0  | 4  | 1  | 0  | 0  | 2  | 0  | 0   | 0   | 8-4    | 3-0 | 0  | 1.80 | 65 |
| Mar 18 | at Louisville     | *  | 1.0  | 4  | 5  | 5  | 1  | 1  | 1  | 0  | 1  | 0  | 0  | 0   | 0   | 11-16  | 3-0 | 0  | 3.86 | 30 |
| Mar 25 | VIRGINIA TECH     |    | 0.2  | 0  | 1  | 1  | 0  | 0  | 0  | 0  | 0  | 0  | 0  | 1   | 0   | 5-10   | 3-0 | 0  | 4.15 | 11 |
| Apr 01 | at Florida State  |    | 1.0  | 0  | 0  | 0  | 0  | 1  | 0  | 0  | 0  | 0  | 0  | 1   | 0   | 2-0    | 3-0 | 0  | 3.97 | 16 |
| Apr 03 | at Florida State  |    | 4.2  | 5  | 1  | 0  | 1  | 2  | 0  | 0  | 0  | 1  | 0  | 0   | 0   | 9-7    | 4-0 | 0  | 3.29 | 69 |
| Apr 12 | MICHIGAN          |    | 2.2  | 0  | 0  | 0  | 0  | 2  | 0  | 0  | 0  | 1  | 0  | 0   | 0   | 14-5   | 4-0 | 0  | 3.00 | 30 |
| Apr 15 | at Duke           |    | 0.0  | 1  | 0  | 0  | 0  | 0  | 0  | 0  | 0  | 0  | 0  | 1   | 0   | 3-4    | 4-0 | 0  | 3.00 | 7  |
| Apr 16 | at Duke           |    | 0.2  | 1  | 1  | 1  | 2  | 0  | 1  | 0  | 0  | 0  | 0  | 0   | 0   | 2-6    | 4-0 | 0  | 3.23 | 20 |
| Apr 19 | VALPARAISO        |    | 2.0  | 1  | 0  | 0  | 0  | 1  | 0  | 0  | 0  | 0  | 0  | 0   | 0   | 5-1    | 4-0 | 0  | 3.03 | 26 |
| Apr 23 | WAKE FOREST       |    | 0.1  | 0  | 0  | 0  | 2  | 0  | 0  | 0  | 0  | 0  | 0  | 0   | 0   | 21-3   | 4-0 | 0  | 3.00 | 17 |
| Apr 24 | WAKE FOREST       |    | 3.0  | 1  | 0  | 0  | 1  | 1  | 0  | 0  | 0  | 0  | 0  | 0   | 0   | 13-12  | 5-0 | 0  | 2.75 | 28 |
| Apr 26 | vs Michigan State |    | 0.2  | 0  | 0  | 0  | 0  | 0  | 0  | 0  | 0  | 0  | 0  | 0   | 0   | 2-6    | 5-0 | 0  | 2.70 | 15 |
| Apr 30 | BOSTON COLLEG     |    | 1.1  | 1  | 0  | 0  | 0  | 2  | 0  | 0  | 0  | 0  | 0  | 0   | 0   | 11-5   | 5-0 | 0  | 2.61 | 15 |
| May 01 | BOSTON COLLEG     |    | 1.2  | 2  | 1  | 1  | 1  | 1  | 0  | 0  | 1  | 0  | 0  | 1   | 0   | 16-10  | 5-0 | 0  | 2.72 | 34 |
| Totals |                   | 5  | 39.2 | 35 | 14 | 12 | 11 | 30 | 5  | 0  | 2  | 4  | 0  | 5   | 0   | 165-94 | 5-0 | 0  | 2.72 | -  |

# #18 NICK JUAIRE



**Redshirt Sophomore/C**

**Career Highs**  
**Hits:** 3 (4/29/22 vs. BC)  
**Runs:** 2 (2x, MR 5/1/22 vs. BC)  
**RBI:** 2 (2x, MR 4/20/22 vs. PFW)

**News & Notes**

- Tied a career high with 2 runs against Boston College (5/1/22)
- Set a career high with 3 hits and 2 runs against Boston College (4/29/22)
- Tied a career high with 2 hits and 1 run against Butler (4/5/22)
- Set a career high with 2 runs and 2 hits against Marist (2/25/22)
- Junior college transfer from Iowa Western JC. Originally began his career at TCU

## NOTRE DAME CAREER SUMMARY

| Year  | avg  | gp-gs | ab | r  | h  | 2b | 3b | hr | rbi | tb | slg% | bb | hbp | so | gdp | ob%  | sf | sh | sb-att | po | a | e | fld%  |
|-------|------|-------|----|----|----|----|----|----|-----|----|------|----|-----|----|-----|------|----|----|--------|----|---|---|-------|
| 2021  | .286 | 13-0  | 14 | 1  | 4  | 0  | 0  | 0  | 0   | 4  | .286 | 1  | 0   | 6  | 0   | .333 | 0  | 0  | 0-0    | 4  | 0 | 0 | 1.000 |
| 2022  | .400 | 18-8  | 40 | 10 | 16 | 4  | 1  | 1  | 10  | 25 | .625 | 3  | 0   | 5  | 0   | .432 | 1  | 0  | 1-1    | 0  | 0 | 0 | .000  |
| TOTAL | .370 | 31-8  | 54 | 11 | 20 | 4  | 1  | 1  | 10  | 29 | .537 | 4  | 0   | 11 | 0   | .407 | 1  | 0  | 1-1    | 4  | 0 | 0 | 1.000 |

## 2022 GAME-BY-GAME

| Date   | Opponent          | Pos  | AB | R  | H  | RBI | 2B | 3B | HR | BB | SB | CS | HBP | SAC | SF | GDP | K | PO | A | E | Avg |       |
|--------|-------------------|------|----|----|----|-----|----|----|----|----|----|----|-----|-----|----|-----|---|----|---|---|-----|-------|
| Feb 25 | vs Marist         | ph/d | 2  | 1  | 2  | 2   | 0  | 0  | 0  | 1  | 0  | 0  | 0   | 0   | 0  | 0   | 0 | 0  | 0 | 0 | 0   | 1.000 |
| Feb 26 | vs Monmouth-1     | ph   | 1  | 0  | 1  | 0   | 0  | 0  | 0  | 0  | 0  | 0  | 0   | 0   | 0  | 0   | 0 | 0  | 0 | 0 | 0   | 1.000 |
| Mar 06 | at Minnesota Goph | ph   | 1  | 0  | 0  | 0   | 0  | 0  | 0  | 0  | 0  | 0  | 0   | 0   | 0  | 0   | 0 | 0  | 0 | 0 | 0   | .750  |
| Mar 08 | at Elon           | ph   | 1  | 0  | 0  | 0   | 0  | 0  | 0  | 0  | 0  | 0  | 0   | 0   | 0  | 0   | 0 | 0  | 0 | 0 | 0   | .600  |
| Mar 15 | VALPARAISO        | ph   | 1  | 1  | 1  | 1   | 1  | 0  | 0  | 0  | 0  | 0  | 0   | 0   | 0  | 0   | 0 | 0  | 0 | 0 | 0   | .667  |
| Mar 19 | at Louisville     | ph   | 1  | 0  | 0  | 0   | 0  | 0  | 0  | 0  | 0  | 0  | 0   | 0   | 0  | 0   | 0 | 0  | 0 | 0 | 0   | .571  |
| Mar 25 | VIRGINIA TECH     | ph   | 1  | 0  | 1  | 0   | 0  | 0  | 0  | 0  | 0  | 0  | 0   | 0   | 0  | 0   | 0 | 0  | 0 | 0 | 0   | .625  |
| Apr 02 | at Florida State  | ph   | 0  | 0  | 0  | 0   | 0  | 0  | 0  | 1  | 0  | 0  | 0   | 0   | 0  | 0   | 0 | 0  | 0 | 0 | 0   | .625  |
| Apr 03 | at Florida State  | *dh  | 3  | 1  | 1  | 0   | 0  | 0  | 0  | 0  | 0  | 0  | 0   | 0   | 0  | 0   | 0 | 0  | 0 | 0 | 0   | .545  |
| Apr 05 | BUTLER            | *dh  | 4  | 1  | 2  | 1   | 0  | 0  | 0  | 0  | 0  | 0  | 0   | 0   | 0  | 0   | 0 | 1  | 0 | 0 | 0   | .533  |
| Apr 08 | CLEMSON           | *dh  | 3  | 0  | 0  | 1   | 0  | 0  | 0  | 0  | 0  | 0  | 0   | 0   | 1  | 0   | 1 | 0  | 0 | 0 | 0   | .444  |
| Apr 09 | CLEMSON           | *dh  | 3  | 1  | 1  | 1   | 0  | 0  | 1  | 0  | 0  | 0  | 0   | 0   | 0  | 0   | 0 | 0  | 0 | 0 | 0   | .429  |
| Apr 14 | at Duke           | ph   | 1  | 0  | 0  | 0   | 0  | 0  | 0  | 0  | 0  | 0  | 0   | 0   | 0  | 0   | 1 | 0  | 0 | 0 | 0   | .409  |
| Apr 20 | PURDUE FORT W     | ph   | 1  | 0  | 1  | 2   | 1  | 0  | 0  | 0  | 0  | 0  | 0   | 0   | 0  | 0   | 0 | 0  | 0 | 0 | 0   | .435  |
| Apr 22 | WAKE FOREST       | *dh  | 4  | 0  | 1  | 1   | 0  | 1  | 0  | 0  | 0  | 0  | 0   | 0   | 0  | 0   | 0 | 1  | 0 | 0 | 0   | .407  |
| Apr 23 | WAKE FOREST       | *dh  | 4  | 1  | 0  | 1   | 0  | 0  | 0  | 0  | 0  | 0  | 0   | 0   | 0  | 0   | 0 | 1  | 0 | 0 | 0   | .355  |
| Apr 29 | BOSTON COLLEG     | *dh  | 5  | 2  | 3  | 0   | 1  | 0  | 0  | 0  | 0  | 0  | 0   | 0   | 0  | 0   | 0 | 0  | 0 | 0 | 0   | .389  |
| May 01 | BOSTON COLLEG     | *dh  | 4  | 2  | 2  | 0   | 1  | 0  | 0  | 1  | 1  | 0  | 0   | 0   | 0  | 0   | 0 | 0  | 0 | 0 | 0   | .400  |
| Totals |                   | 8gs  | 40 | 10 | 16 | 10  | 4  | 1  | 1  | 3  | 1  | 0  | 0   | 0   | 1  | 0   | 5 | 0  | 0 | 0 | 0   | .400  |

On base pct. .432 • Slugging pct. .625

#19 CASEY KMET



**Junior/INF**  
**Career Highs**  
**Hits:** 1 (2/25/22 vs. MC)  
**Runs:** 1 (4/22/22 vs. WF)  
**RBI:** 1 (2/25/22 vs. MC)

**News & Notes**  
•

**CAREER SUMMARY**

| Year  | avg  | gp-gs | ab | r | h | 2b | 3b | hr | rbi | tb | slg% | bb | hbp | so | gdp | ob%  | sf | sh | sb-att | po | a | e | fld%  |
|-------|------|-------|----|---|---|----|----|----|-----|----|------|----|-----|----|-----|------|----|----|--------|----|---|---|-------|
| 2021  | .000 | 6-0   | 2  | 0 | 0 | 0  | 0  | 0  | 0   | 0  | .000 | 0  | 0   | 1  | 0   | .000 | 0  | 0  | 0-0    | 1  | 0 | 0 | 1.000 |
| 2022  | .200 | 4-0   | 5  | 1 | 1 | 1  | 0  | 0  | 1   | 2  | .400 | 0  | 0   | 2  | 0   | .200 | 0  | 0  | 0-0    | 0  | 2 | 1 | .667  |
| TOTAL | .143 | 10-0  | 7  | 1 | 1 | 1  | 0  | 0  | 1   | 2  | .286 | 0  | 0   | 3  | 0   | .143 | 0  | 0  | 0-0    | 1  | 2 | 1 | .750  |

**2022 GAME-BY-GAME**

| Date   | Opponent      | Pos   | AB | R | H | RBI | 2B | 3B | HR | BB | SB | CS | HBP | SAC | SF | GDP | K | PO | A | E | Avg |      |
|--------|---------------|-------|----|---|---|-----|----|----|----|----|----|----|-----|-----|----|-----|---|----|---|---|-----|------|
| Feb 18 | vs Manhattan  | 3b    | 1  | 0 | 0 | 0   | 0  | 0  | 0  | 0  | 0  | 0  | 0   | 0   | 0  | 0   | 0 | 0  | 1 | 0 | 0   | .000 |
| Feb 25 | vs Marist     | ph/3  | 3  | 0 | 1 | 1   | 1  | 0  | 0  | 0  | 0  | 0  | 0   | 0   | 0  | 0   | 1 | 0  | 0 | 1 | 0   | .250 |
| Feb 26 | vs Monmouth-1 | 3b    | 0  | 0 | 0 | 0   | 0  | 0  | 0  | 0  | 0  | 0  | 0   | 0   | 0  | 0   | 0 | 0  | 1 | 0 | 0   | .250 |
| Apr 22 | WAKE FOREST   | pr/dh | 1  | 1 | 0 | 0   | 0  | 0  | 0  | 0  | 0  | 0  | 0   | 0   | 0  | 0   | 1 | 0  | 0 | 0 | 0   | .200 |
| Totals |               | 0gs   | 5  | 1 | 1 | 1   | 1  | 0  | 0  | 0  | 0  | 0  | 0   | 0   | 0  | 0   | 2 | 0  | 2 | 1 | 0   | .200 |

On base pct. .200 • Slugging pct. .400

#20 NICK DEMARCO



Freshman/INF/RHP

Career Highs

Hits: 1 (2x, MR vs. 4/20/22 vs. PFW)  
 Runs: 1 (2x, MR vs. 4/20/22 vs. PFW)  
 RBI: -  
 IP: 1.0 (4/14/22 at DU)  
 Strikeouts: 1 (4/14/22 at DU)

News & Notes

- Made his collegiate debut against Manhattan (2/18/22)
- 2021 Gatorade Illinois Player of the Year

CAREER SUMMARY

| Year  | avg  | gp-gs | ab | r | h | 2b | 3b | hr | rbi | tb | slg% | bb | hbp | so | gdp | ob%  | sf | sh | sb-att | po | a | e | fld%  |
|-------|------|-------|----|---|---|----|----|----|-----|----|------|----|-----|----|-----|------|----|----|--------|----|---|---|-------|
| 2022  | .286 | 9-0   | 7  | 2 | 2 | 0  | 0  | 0  | 0   | 2  | .286 | 1  | 0   | 1  | 0   | .375 | 0  | 0  | 0-0    | 2  | 2 | 0 | 1.000 |
| TOTAL | .286 | 9-0   | 7  | 2 | 2 | 0  | 0  | 0  | 0   | 2  | .286 | 1  | 0   | 1  | 0   | .375 | 0  | 0  | 0-0    | 2  | 2 | 0 | 1.000 |

| Year  | era   | w-l | app | gs | cg | sho | sv | ip  | h | r | er | bb | so | 2b | 3b | hr | bf | bavg | wp | hbp | bk | sfa | sha |
|-------|-------|-----|-----|----|----|-----|----|-----|---|---|----|----|----|----|----|----|----|------|----|-----|----|-----|-----|
| 2022  | 27.00 | 0-0 | 1   | 0  | 0  | 0/0 | 0  | 1.0 | 4 | 3 | 3  | 0  | 1  | 1  | 0  | 0  | 8  | .571 | 0  | 1   | 0  | 0   | 0   |
| TOTAL | 27.00 | 0-0 | 1   | 0  | 0  | 0/0 | 0  | 1.0 | 4 | 3 | 3  | 0  | 1  | 1  | 0  | 0  | 8  | .571 | 0  | 1   | 0  | 0   | 0   |

2022 GAME-BY-GAME

| Date   | Opponent       | Pos   | AB | R | H | RBI | 2B | 3B | HR | BB | SB | CS | HBP | SAC | SF | GDP | K | PO | A | E | Avg  |
|--------|----------------|-------|----|---|---|-----|----|----|----|----|----|----|-----|-----|----|-----|---|----|---|---|------|
| Feb 18 | vs Manhattan   | ss    | 2  | 0 | 0 | 0   | 0  | 0  | 0  | 0  | 0  | 0  | 0   | 0   | 0  | 0   | 0 | 1  | 0 | 0 | .000 |
| Feb 25 | vs Marist      | ph/2  | 2  | 0 | 1 | 0   | 0  | 0  | 0  | 0  | 0  | 0  | 0   | 0   | 0  | 0   | 0 | 0  | 1 | 0 | .250 |
| Feb 26 | vs Monmouth-1  | pr/3b | 0  | 1 | 0 | 0   | 0  | 0  | 0  | 0  | 0  | 0  | 0   | 0   | 0  | 0   | 0 | 0  | 1 | 0 | .250 |
| Mar 08 | at Elon        | 3b    | 0  | 0 | 0 | 0   | 0  | 0  | 0  | 1  | 0  | 0  | 0   | 0   | 0  | 0   | 0 | 0  | 0 | 0 | .250 |
| Mar 15 | VALPARAISO     | ss    | 0  | 0 | 0 | 0   | 0  | 0  | 0  | 0  | 0  | 0  | 0   | 0   | 0  | 0   | 0 | 0  | 0 | 0 | .250 |
| Mar 29 | NORTHERN ILLIN | ph/2  | 1  | 0 | 0 | 0   | 0  | 0  | 0  | 0  | 0  | 0  | 0   | 0   | 0  | 0   | 1 | 1  | 0 | 0 | .200 |
| Apr 12 | MICHIGAN       | pr/3b | 0  | 0 | 0 | 0   | 0  | 0  | 0  | 0  | 0  | 0  | 0   | 0   | 0  | 0   | 0 | 0  | 0 | 0 | .200 |
| Apr 20 | PURDUE FORT W  | 3b    | 1  | 1 | 1 | 0   | 0  | 0  | 0  | 0  | 0  | 0  | 0   | 0   | 0  | 0   | 0 | 0  | 0 | 0 | .333 |
| Apr 23 | WAKE FOREST    | ph/ss | 1  | 0 | 0 | 0   | 0  | 0  | 0  | 0  | 0  | 0  | 0   | 0   | 0  | 0   | 0 | 0  | 0 | 0 | .286 |
| Totals |                | 0gs   | 7  | 2 | 2 | 0   | 0  | 0  | 0  | 1  | 0  | 0  | 0   | 0   | 0  | 0   | 1 | 2  | 2 | 0 | .286 |

On base pct. .375 • Slugging pct. .286

| Date   | Opponent | GS | IP  | H | R | ER | BB | SO | 2B | 3B | HR | WP | BK | HBP | IBB | Score | W-L | Sv | ERA   | NP |
|--------|----------|----|-----|---|---|----|----|----|----|----|----|----|----|-----|-----|-------|-----|----|-------|----|
| Apr 14 | at Duke  |    | 1.0 | 4 | 3 | 3  | 0  | 1  | 1  | 0  | 0  | 0  | 0  | 1   | 0   | 5-15  | 0-0 | 0  | 27.00 | 25 |
| Totals |          | 0  | 1.0 | 4 | 3 | 3  | 0  | 1  | 1  | 0  | 0  | 0  | 0  | 1   | 0   | 5-15  | 0-0 | 0  | 27.00 | -  |



# #21 BRADY GUMPF



**Sophomore/OF**

**Career Highs**

**Hits:** 1 (3x, MR 4/23/22 vs. WF)

**Runs:** 2 (4/23/22 vs. WF)

**HR:** 1 (4/23/22 vs. WF)

**RBI:** 2 (2x, MR 4/23/22 vs. WF)

**News & Notes**

- Hit his first career home run against Wake Forest (4/23/22)
- Made his collegiate debut against Manhattan (2/18/22)
- Son of longtime Notre Dame softball coach Deanna Gumpf

## CAREER SUMMARY

| Year  | avg  | gp-gs | ab | r | h | 2b | 3b | hr | rbi | tb | slg%  | bb | hbp | so | gdp | ob%  | sf | sh | sb-att | po | a | e | fld% |
|-------|------|-------|----|---|---|----|----|----|-----|----|-------|----|-----|----|-----|------|----|----|--------|----|---|---|------|
| 2022  | .375 | 8-0   | 8  | 3 | 3 | 2  | 0  | 1  | 5   | 8  | 1.000 | 1  | 0   | 1  | 0   | .444 | 0  | 0  | 0-0    | 0  | 0 | 0 | .000 |
| TOTAL | .375 | 8-0   | 8  | 3 | 3 | 2  | 0  | 1  | 5   | 8  | 1.000 | 1  | 0   | 1  | 0   | .444 | 0  | 0  | 0-0    | 0  | 0 | 0 | .000 |

## 2022 GAME-BY-GAME

| Date   | Opponent       | Pos   | AB | R | H | RBI | 2B | 3B | HR | BB | SB | CS | HBP | SAC | SF | GDP | K | PO | A | E | Avg  |
|--------|----------------|-------|----|---|---|-----|----|----|----|----|----|----|-----|-----|----|-----|---|----|---|---|------|
| Feb 18 | vs Manhattan   | ph    | 1  | 0 | 0 | 0   | 0  | 0  | 0  | 0  | 0  | 0  | 0   | 0   | 0  | 0   | 1 | 0  | 0 | 0 | .000 |
| Feb 25 | vs Marist      | ph    | 1  | 0 | 0 | 0   | 0  | 0  | 0  | 0  | 0  | 0  | 0   | 0   | 0  | 0   | 0 | 0  | 0 | 0 | .000 |
| Feb 26 | vs Monmouth-1  | ph/of | 1  | 1 | 0 | 1   | 0  | 0  | 0  | 0  | 0  | 0  | 0   | 0   | 0  | 0   | 0 | 0  | 0 | 0 | .000 |
| Mar 08 | at Elon        | of    | 1  | 0 | 0 | 0   | 0  | 0  | 0  | 0  | 0  | 0  | 0   | 0   | 0  | 0   | 0 | 0  | 0 | 0 | .000 |
| Mar 15 | VALPARAISO     | ph/of | 1  | 0 | 1 | 2   | 1  | 0  | 0  | 0  | 0  | 0  | 0   | 0   | 0  | 0   | 0 | 0  | 0 | 0 | .200 |
| Mar 29 | NORTHERN ILLIN | ph    | 1  | 0 | 1 | 0   | 1  | 0  | 0  | 0  | 0  | 0  | 0   | 0   | 0  | 0   | 0 | 0  | 0 | 0 | .333 |
| Apr 20 | PURDUE FORT W  | ph/1  | 1  | 0 | 0 | 0   | 0  | 0  | 0  | 0  | 0  | 0  | 0   | 0   | 0  | 0   | 0 | 0  | 0 | 0 | .286 |
| Apr 23 | WAKE FOREST    | ph/d  | 1  | 2 | 1 | 2   | 0  | 0  | 1  | 1  | 0  | 0  | 0   | 0   | 0  | 0   | 0 | 0  | 0 | 0 | .375 |
| Totals |                | ogs   | 8  | 3 | 3 | 5   | 2  | 0  | 1  | 1  | 0  | 0  | 0   | 0   | 0  | 0   | 1 | 0  | 0 | 0 | .375 |

On base pct. .444 • Slugging pct. 1.000

## #23 AUSTIN TEMPLE



**Graduate Student/RHP**

**Career Highs**  
**IP:** 10.0 (5/24/19 vs. Stetson)  
**Strikeouts:** 9 (3x, MR 4/9/22 vs. CU)

- News & Notes**
- Tied a career high with 9 strikeouts against Clemson (4/9/22)
  - ACC Pitcher of the Week (3/7/22)
  - 2022 Cambria College Classic Tournament MVP
  - Tied a career high with 9 strikeouts against Minnesota (3/6/22)
  - Set a career high with 9 strikeouts against Delaware (2/20/22)
  - Graduate transfer from Jacksonville

### NOTRE DAME CAREER SUMMARY

| Year  | era  | w-l | app | gs | cg | sho | sv | ip   | h  | r  | er | bb | so | 2b | 3b | hr | bf  | bavg | wp | hbp | bk | sfa | sha |
|-------|------|-----|-----|----|----|-----|----|------|----|----|----|----|----|----|----|----|-----|------|----|-----|----|-----|-----|
| 2022  | 3.68 | 3-1 | 11  | 9  | 0  | 0/1 | 2  | 44.0 | 29 | 19 | 18 | 18 | 55 | 3  | 0  | 4  | 174 | .191 | 4  | 4   | 0  | 0   | 0   |
| TOTAL | 3.68 | 3-1 | 11  | 9  | 0  | 0/1 | 2  | 44.0 | 29 | 19 | 18 | 18 | 55 | 3  | 0  | 4  | 174 | .191 | 4  | 4   | 0  | 0   | 0   |

### 2022 GAME-BY-GAME

| Date   | Opponent          | GS | IP   | H  | R  | ER | BB | SO | 2B | 3B | HR | WP | BK | HBP | IBB | Score | W-L | Sv | ERA  | NP  |
|--------|-------------------|----|------|----|----|----|----|----|----|----|----|----|----|-----|-----|-------|-----|----|------|-----|
| Feb 20 | vs Delaware       | *  | 5.0  | 5  | 2  | 2  | 0  | 9  | 0  | 0  | 0  | 0  | 0  | 0   | 0   | 4-5   | 0-0 | 0  | 3.60 | 71  |
| Feb 26 | vs Monmouth-2     | *  | 5.0  | 2  | 0  | 0  | 3  | 5  | 0  | 0  | 0  | 0  | 0  | 0   | 0   | 9-0   | 1-0 | 0  | 1.80 | 83  |
| Mar 06 | at Minnesota Goph | *  | 7.0  | 1  | 1  | 1  | 1  | 9  | 0  | 0  | 1  | 0  | 0  | 1   | 0   | 3-1   | 2-0 | 0  | 1.59 | 100 |
| Mar 13 | at NC State       | *  | 4.0  | 1  | 1  | 1  | 1  | 4  | 0  | 0  | 1  | 0  | 0  | 1   | 0   | 11-4  | 2-0 | 1  | 1.71 | 60  |
| Mar 20 | at Louisville     | *  | 5.0  | 4  | 3  | 3  | 4  | 7  | 0  | 0  | 0  | 2  | 0  | 1   | 0   | 5-7   | 2-0 | 1  | 2.42 | 98  |
| Apr 03 | at Florida State  | *  | 0.1  | 1  | 3  | 3  | 3  | 1  | 0  | 0  | 0  | 0  | 0  | 0   | 0   | 9-7   | 2-0 | 1  | 3.42 | 26  |
| Apr 05 | BUTLER            | *  | 1.0  | 0  | 0  | 0  | 0  | 2  | 0  | 0  | 0  | 0  | 0  | 0   | 0   | 5-2   | 2-0 | 2  | 3.29 | 10  |
| Apr 09 | CLEMSON           | *  | 5.1  | 4  | 0  | 0  | 1  | 9  | 1  | 0  | 0  | 0  | 0  | 1   | 0   | 8-1   | 3-0 | 2  | 2.76 | 91  |
| Apr 16 | at Duke           | *  | 3.0  | 4  | 3  | 2  | 1  | 2  | 0  | 0  | 0  | 0  | 0  | 0   | 0   | 2-6   | 3-1 | 2  | 3.03 | 54  |
| Apr 23 | WAKE FOREST       | *  | 4.1  | 4  | 2  | 2  | 1  | 3  | 1  | 0  | 1  | 1  | 0  | 0   | 0   | 21-3  | 3-1 | 2  | 3.15 | 66  |
| Apr 30 | BOSTON COLLEG     | *  | 4.0  | 3  | 4  | 4  | 3  | 4  | 1  | 0  | 1  | 1  | 0  | 0   | 0   | 11-5  | 3-1 | 2  | 3.68 | 68  |
| Totals |                   | 9  | 44.0 | 29 | 19 | 18 | 18 | 55 | 3  | 0  | 4  | 4  | 0  | 4   | 0   | 88-41 | 3-1 | 2  | 3.68 | -   |

#24 JACK FINDLAY



**Freshman/LHP**  
  
**Career Highs**  
**IP:** 3.1 (2x, MR 5/1/22 vs. BC)  
**Strikeouts:** 4 (4/20/22 vs. PFW)

- News & Notes**
- Tied a career high with 3.1 innings pitched against Boston College (5/1/22)
  - Set a career high with 3.1 innings pitched against Wake Forest (4/23/22)
  - Set a career high with 4 strikeouts and tied a career high with 3.0 innings pitched against Purdue Fort Wayne (4/20/22)
  - Tied a career high with 3.0 innings pitched against Butler (4/5/22)
  - Made his collegiate debut against Elon (3/8/22)
  - No. 61 on Perfect Game's Top-75 Freshmen List


**CAREER SUMMARY**

| Year  | era  | w-l | app | gs | cg | sho | sv | ip   | h  | r | er | bb | so | 2b | 3b | hr | bf  | bavg | wp | hbp | bk | sfa | sha |
|-------|------|-----|-----|----|----|-----|----|------|----|---|----|----|----|----|----|----|-----|------|----|-----|----|-----|-----|
| 2022  | 0.72 | 4-0 | 10  | 5  | 0  | 0/0 | 0  | 25.0 | 15 | 4 | 2  | 9  | 25 | 2  | 0  | 1  | 100 | .170 | 4  | 2   | 0  | 0   | 1   |
| TOTAL | 0.72 | 4-0 | 10  | 5  | 0  | 0/0 | 0  | 25.0 | 15 | 4 | 2  | 9  | 25 | 2  | 0  | 1  | 100 | .170 | 4  | 2   | 0  | 0   | 1   |

**2022 GAME-BY-GAME**

| Date   | Opponent          | GS | IP   | H  | R | ER | BB | SO | 2B | 3B | HR | WP | BK | HBP | IBB | Score  | W-L | Sv | ERA  | NP |
|--------|-------------------|----|------|----|---|----|----|----|----|----|----|----|----|-----|-----|--------|-----|----|------|----|
| Mar 08 | at Elon           | *  | 3.0  | 1  | 0 | 0  | 0  | 3  | 0  | 0  | 0  | 0  | 0  | 0   | 1   | 11-3   | 1-0 | 0  | 0.00 | 46 |
| Mar 15 | VALPARAISO        | *  | 2.1  | 2  | 0 | 0  | 0  | 2  | 0  | 0  | 0  | 0  | 0  | 0   | 0   | 12-1   | 2-0 | 0  | 0.00 | 27 |
| Mar 29 | NORTHERN ILLIN    |    | 2.1  | 0  | 0 | 0  | 0  | 3  | 0  | 0  | 0  | 1  | 0  | 0   | 0   | 11-2   | 2-0 | 0  | 0.00 | 26 |
| Apr 02 | at Florida State  | *  | 1.2  | 2  | 1 | 1  | 1  | 1  | 0  | 0  | 0  | 0  | 0  | 0   | 1   | 5-4    | 2-0 | 0  | 0.96 | 34 |
| Apr 05 | BUTLER            |    | 3.0  | 0  | 0 | 0  | 2  | 3  | 0  | 0  | 0  | 0  | 0  | 0   | 0   | 5-2    | 3-0 | 0  | 0.73 | 44 |
| Apr 12 | MICHIGAN          | *  | 1.2  | 3  | 0 | 0  | 2  | 1  | 0  | 0  | 0  | 1  | 0  | 0   | 0   | 14-5   | 3-0 | 0  | 0.64 | 40 |
| Apr 20 | PURDUE FORT W     |    | 3.0  | 0  | 0 | 0  | 0  | 4  | 0  | 0  | 0  | 0  | 0  | 0   | 0   | 12-2   | 3-0 | 0  | 0.53 | 32 |
| Apr 23 | WAKE FOREST       |    | 3.1  | 3  | 1 | 0  | 1  | 3  | 1  | 0  | 0  | 0  | 0  | 0   | 0   | 21-3   | 4-0 | 0  | 0.44 | 57 |
| Apr 26 | vs Michigan State |    | 1.1  | 1  | 1 | 0  | 1  | 3  | 1  | 0  | 0  | 2  | 0  | 0   | 0   | 2-6    | 4-0 | 0  | 0.42 | 41 |
| May 01 | BOSTON COLLEG     | *  | 3.1  | 3  | 1 | 1  | 2  | 2  | 0  | 0  | 1  | 0  | 0  | 0   | 0   | 16-10  | 4-0 | 0  | 0.72 | 53 |
| Totals |                   | 5  | 25.0 | 15 | 4 | 2  | 9  | 25 | 2  | 0  | 1  | 4  | 0  | 2   | 0   | 109-38 | 4-0 | 0  | 0.72 | -  |

## #26 ROMAN KIMBALL



**Freshman/RHP**

**Career Highs**

**IP:** 4.0 (4/19/22 vs. Valpo)

**Strikeouts:** 5 (4/19/22 vs. Valpo)

**News & Notes**

- Set a career high with 4.0 innings pitched and 5 strikeouts against Valpo (4/19/22)
- Earned his first collegiate win against Northern Illinois (3/29/22)
- Made his collegiate debut against Delaware (2/20/22)
- No. 25 on Perfect Game's Top-75 Freshmen List

### CAREER SUMMARY

| Year  | era  | w-l | app | gs | cg | sho | sv | ip   | h  | r  | er | bb | so | 2b | 3b | hr | bf | bavg | wp | hbp | bk | sfa | sha |
|-------|------|-----|-----|----|----|-----|----|------|----|----|----|----|----|----|----|----|----|------|----|-----|----|-----|-----|
| 2022  | 5.66 | 4-0 | 13  | 0  | 0  | 0/0 | 0  | 20.2 | 16 | 14 | 13 | 10 | 24 | 4  | 0  | 5  | 88 | .208 | 2  | 1   | 0  | 0   | 0   |
| TOTAL | 5.66 | 4-0 | 13  | 0  | 0  | 0/0 | 0  | 20.2 | 16 | 14 | 13 | 10 | 24 | 4  | 0  | 5  | 88 | .208 | 2  | 1   | 0  | 0   | 0   |

### 2022 GAME-BY-GAME

| Date   | Opponent          | GS | IP   | H  | R  | ER | BB | SO | 2B | 3B | HR | WP | BK | HBP | IBB | Score  | W-L | Sv | ERA   | NP |
|--------|-------------------|----|------|----|----|----|----|----|----|----|----|----|----|-----|-----|--------|-----|----|-------|----|
| Feb 20 | vs Delaware       |    | 0.0  | 0  | 2  | 2  | 1  | 0  | 0  | 0  | 0  | 0  | 0  | 1   | 0   | 4-5    | 0-0 | 0  | 999.0 | 11 |
| Mar 08 | at Elon           |    | 1.0  | 0  | 0  | 0  | 0  | 3  | 0  | 0  | 0  | 0  | 0  | 0   | 0   | 11-3   | 0-0 | 0  | 18.00 | 13 |
| Mar 15 | VALPARAISO        |    | 1.0  | 0  | 0  | 0  | 2  | 0  | 0  | 0  | 0  | 0  | 0  | 0   | 0   | 12-1   | 0-0 | 0  | 9.00  | 21 |
| Mar 29 | NORTHERN ILLIN    |    | 2.1  | 1  | 0  | 0  | 0  | 4  | 0  | 0  | 0  | 0  | 0  | 0   | 0   | 11-2   | 1-0 | 0  | 4.15  | 42 |
| Apr 02 | at Florida State  |    | 2.0  | 0  | 0  | 0  | 1  | 2  | 0  | 0  | 0  | 1  | 0  | 0   | 0   | 5-4    | 2-0 | 0  | 2.84  | 33 |
| Apr 03 | at Florida State  |    | 0.1  | 1  | 1  | 1  | 1  | 0  | 1  | 0  | 0  | 0  | 0  | 0   | 0   | 9-7    | 2-0 | 0  | 4.05  | 16 |
| Apr 10 | CLEMSON           |    | 2.1  | 4  | 3  | 3  | 0  | 3  | 1  | 0  | 3  | 1  | 0  | 0   | 0   | 9-3    | 3-0 | 0  | 6.00  | 46 |
| Apr 14 | at Duke           |    | 3.0  | 2  | 2  | 2  | 2  | 3  | 1  | 0  | 0  | 0  | 0  | 0   | 0   | 5-15   | 3-0 | 0  | 6.00  | 45 |
| Apr 19 | VALPARAISO        |    | 4.0  | 1  | 1  | 1  | 0  | 5  | 0  | 0  | 1  | 0  | 0  | 0   | 0   | 5-1    | 3-0 | 0  | 5.06  | 58 |
| Apr 24 | WAKE FOREST       |    | 0.1  | 2  | 3  | 3  | 1  | 1  | 0  | 0  | 0  | 0  | 0  | 0   | 0   | 13-12  | 3-0 | 0  | 6.61  | 19 |
| Apr 26 | vs Michigan State |    | 3.0  | 2  | 0  | 0  | 1  | 1  | 0  | 0  | 0  | 0  | 0  | 0   | 0   | 2-6    | 3-0 | 0  | 5.59  | 41 |
| Apr 29 | BOSTON COLLEG     |    | 1.0  | 2  | 1  | 0  | 1  | 1  | 1  | 0  | 0  | 0  | 0  | 0   | 0   | 4-7    | 3-0 | 0  | 5.31  | 32 |
| May 01 | BOSTON COLLEG     |    | 0.1  | 1  | 1  | 1  | 0  | 1  | 0  | 0  | 1  | 0  | 0  | 0   | 0   | 16-10  | 4-0 | 0  | 5.66  | 9  |
| Totals |                   | 0  | 20.2 | 16 | 14 | 13 | 10 | 24 | 4  | 0  | 5  | 2  | 0  | 1   | 0   | 106-76 | 4-0 | 0  | 5.66  | -  |

## #27 GERRY PEACOCK



**Junior/RHP**

**Career Highs**

**IP:** 1.0 (2/18/22 vs. MC)

**Strikeouts:** 2 (2/18/22 vs. MC)

**News & Notes**

- Made his first collegiate appearance against Manhattan (2/18/22)
- Missed the 2021 season due to injury

### CAREER SUMMARY

| Year  | era   | w-l | app | gs | cg | sho | sv | ip  | h | r | er | bb | so | 2b | 3b | hr | bf | bavg | wp | hbp | bk | sfa | sha |
|-------|-------|-----|-----|----|----|-----|----|-----|---|---|----|----|----|----|----|----|----|------|----|-----|----|-----|-----|
| 2022  | 18.00 | 0-0 | 1   | 0  | 0  | 0/0 | 0  | 1.0 | 2 | 2 | 2  | 4  | 2  | 1  | 0  | 0  | 8  | .500 | 1  | 0   | 0  | 0   | 0   |
| TOTAL | 18.00 | 0-0 | 1   | 0  | 0  | 0/0 | 0  | 1.0 | 2 | 2 | 2  | 4  | 2  | 1  | 0  | 0  | 8  | .500 | 1  | 0   | 0  | 0   | 0   |

### 2022 GAME-BY-GAME

| Date   | Opponent     | GS | IP  | H | R | ER | BB | SO | 2B | 3B | HR | WP | BK | HBP | IBB | Score | W-L | Sv | ERA   | NP |
|--------|--------------|----|-----|---|---|----|----|----|----|----|----|----|----|-----|-----|-------|-----|----|-------|----|
| Feb 18 | vs Manhattan |    | 1.0 | 2 | 2 | 2  | 4  | 2  | 1  | 0  | 0  | 1  | 0  | 0   | 0   | 17-2  | 0-0 | 0  | 18.00 | 31 |
| Totals |              | 0  | 1.0 | 2 | 2 | 2  | 4  | 2  | 1  | 0  | 0  | 1  | 0  | 0   | 0   | 17-2  | 0-0 | 0  | 18.00 | -  |



#28 JOHN MICHAEL BERTRAND



Graduate Student/LHP

Career Highs

IP: 9.0 (4x, MR 6/4/21 vs. CMU)

Strikeouts: 12 (4/4/22 at FSU)

News & Notes

- 2022 Golden Spikes Award Midseason Watch List
- 2x ACC Pitcher of the Week (April 4 & April 11)
- Set a career high with 12 strikeouts against Florida State (4/1/22)
- 2022 Cambria College Classic All-Tournament Team
- Set a career high with 11 strikeouts against Monmouth (2/26/22~1)
- 2022 Team Captain
- 2x Preseason Third Team All-American (Perfect Game, NCBWA)
- 2022 Perfect Game Preseason All-ACC

NOTRE DAME CAREER SUMMARY

| Year  | era  | w-l  | app | gs | cg | sho | sv | ip    | h   | r  | er | bb | so  | 2b | 3b | hr | bf  | bavg | wp | hbp | bk | sfa | sha |
|-------|------|------|-----|----|----|-----|----|-------|-----|----|----|----|-----|----|----|----|-----|------|----|-----|----|-----|-----|
| 2021  | 3.21 | 8-2  | 15  | 14 | 3  | 1/0 | 0  | 92.2  | 82  | 38 | 33 | 22 | 68  | 17 | 0  | 8  | 378 | .234 | 1  | 3   | 0  | 2   | 1   |
| 2022  | 2.35 | 6-1  | 11  | 11 | 0  | 0/1 | 0  | 69.0  | 57  | 22 | 18 | 17 | 71  | 10 | 1  | 3  | 283 | .221 | 5  | 5   | 0  | 0   | 3   |
| TOTAL | 2.84 | 14-3 | 26  | 25 | 3  | 1/1 | 0  | 161.2 | 139 | 60 | 51 | 39 | 139 | 27 | 1  | 11 | 661 | .229 | 6  | 8   | 0  | 2   | 4   |

2022 GAME-BY-GAME

| Date   | Opponent          | GS | IP   | H  | R  | ER | BB | SO | 2B | 3B | HR | WP | BK | HBP | IBB | Score | W-L | Sv | ERA  | NP  |
|--------|-------------------|----|------|----|----|----|----|----|----|----|----|----|----|-----|-----|-------|-----|----|------|-----|
| Feb 19 | at Stetson        | *  | 6.0  | 5  | 1  | 0  | 0  | 8  | 0  | 0  | 0  | 0  | 0  | 0   | 0   | 5-3   | 1-0 | 0  | 0.00 | 85  |
| Feb 26 | vs Monmouth-1     | *  | 7.0  | 3  | 2  | 1  | 1  | 11 | 1  | 0  | 0  | 1  | 0  | 0   | 0   | 16-2  | 2-0 | 0  | 0.69 | 100 |
| Mar 05 | vs Michigan State | *  | 7.0  | 6  | 1  | 1  | 1  | 4  | 0  | 0  | 0  | 0  | 0  | 0   | 0   | 2-1   | 3-0 | 0  | 0.90 | 97  |
| Mar 13 | at NC State       | *  | 5.0  | 5  | 3  | 3  | 1  | 5  | 1  | 0  | 0  | 0  | 0  | 0   | 0   | 11-4  | 4-0 | 0  | 1.80 | 65  |
| Mar 19 | at Louisville     | *  | 6.1  | 4  | 1  | 1  | 6  | 5  | 1  | 0  | 0  | 2  | 0  | 1   | 0   | 1-8   | 4-0 | 0  | 1.72 | 102 |
| Mar 25 | VIRGINIA TECH     | *  | 5.2  | 6  | 3  | 3  | 2  | 6  | 1  | 1  | 1  | 0  | 0  | 1   | 0   | 5-10  | 4-0 | 0  | 2.19 | 95  |
| Apr 01 | at Florida State  | *  | 7.2  | 4  | 0  | 0  | 1  | 12 | 1  | 0  | 0  | 0  | 0  | 0   | 0   | 2-0   | 4-0 | 0  | 1.81 | 114 |
| Apr 08 | CLEMSON           | *  | 8.1  | 4  | 1  | 0  | 3  | 8  | 0  | 0  | 0  | 1  | 0  | 1   | 0   | 4-1   | 5-0 | 0  | 1.53 | 130 |
| Apr 15 | at Duke           | *  | 6.0  | 9  | 2  | 2  | 1  | 4  | 2  | 0  | 0  | 1  | 0  | 1   | 0   | 3-4   | 5-0 | 0  | 1.68 | 97  |
| Apr 22 | WAKE FOREST       | *  | 6.0  | 5  | 2  | 1  | 1  | 4  | 1  | 0  | 0  | 0  | 0  | 0   | 0   | 8-3   | 6-0 | 0  | 1.66 | 84  |
| Apr 29 | BOSTON COLLEG     | *  | 4.0  | 6  | 6  | 6  | 0  | 4  | 2  | 0  | 2  | 0  | 0  | 1   | 0   | 4-7   | 6-1 | 0  | 2.35 | 63  |
| Totals |                   | 11 | 69.0 | 57 | 22 | 18 | 17 | 71 | 10 | 1  | 3  | 5  | 0  | 5   | 0   | 61-43 | 6-1 | 0  | 2.35 | -   |

# 2022 NOTRE DAME BASEBALL GAME NOTES

## #29 LIAM SIMON



**Junior/RHP**

**Career Highs**

**IP:** 4.0 (2x, MR 4/20/22 vs. PFW)

**Strikeouts:** 8 (2x, MR 4/20/22 vs. PFW)

**News & Notes**

- Tied a career high with 4.0 innings pitched and 8 strikeouts against Purdue Fort Wayne (4/20/22)

### CAREER SUMMARY

| Year  | era  | w-l | app | gs | cg | sho | sv | ip   | h  | r  | er | bb | so | 2b | 3b | hr | bf  | bavg | wp | hbp | bk | sfa | sha |
|-------|------|-----|-----|----|----|-----|----|------|----|----|----|----|----|----|----|----|-----|------|----|-----|----|-----|-----|
| 2020  | 4.26 | 1-0 | 4   | 0  | 0  | 0/0 | 0  | 6.1  | 3  | 3  | 3  | 5  | 7  | 1  | 0  | 1  | 27  | .158 | 2  | 2   | 0  | 1   | 0   |
| 2021  | 3.20 | 5-1 | 18  | 1  | 0  | 0/1 | 1  | 25.1 | 19 | 11 | 9  | 24 | 33 | 4  | 0  | 3  | 120 | .207 | 5  | 2   | 1  | 2   | 0   |
| 2022  | 5.62 | 1-0 | 10  | 3  | 0  | 0/0 | 0  | 16.0 | 9  | 13 | 10 | 15 | 28 | 0  | 1  | 3  | 73  | .161 | 5  | 2   | 0  | 0   | 0   |
| TOTAL | 4.15 | 7-1 | 32  | 4  | 0  | 0/1 | 1  | 47.2 | 31 | 27 | 22 | 44 | 68 | 5  | 1  | 7  | 220 | .186 | 12 | 6   | 1  | 3   | 0   |

### 2022 GAME-BY-GAME

| Date   | Opponent            | GS | IP   | H | R  | ER | BB | SO | 2B | 3B | HR | WP | BK | HBP | IBB | Score | W-L | Sv | ERA  | NP |
|--------|---------------------|----|------|---|----|----|----|----|----|----|----|----|----|-----|-----|-------|-----|----|------|----|
| Feb 18 | vs Manhattan        |    | 3.0  | 0 | 0  | 0  | 2  | 5  | 0  | 0  | 0  | 0  | 0  | 1   | 0   | 17-2  | 0-0 | 0  | 0.00 | 41 |
| Mar 15 | VALPARAISO          |    | 1.0  | 1 | 1  | 1  | 1  | 3  | 0  | 0  | 1  | 0  | 0  | 0   | 0   | 12-1  | 0-0 | 0  | 2.25 | 26 |
| Mar 18 | at Louisville       |    | 0.0  | 0 | 2  | 2  | 2  | 0  | 0  | 0  | 0  | 0  | 0  | 0   | 0   | 11-16 | 0-0 | 0  | 6.75 | 10 |
| Mar 29 | NORTHERN ILLIN *    |    | 2.2  | 1 | 2  | 1  | 1  | 3  | 0  | 0  | 0  | 0  | 0  | 0   | 0   | 11-2  | 0-0 | 0  | 5.40 | 47 |
| Apr 02 | at Florida State    |    | 0.2  | 0 | 1  | 1  | 2  | 0  | 0  | 0  | 0  | 1  | 0  | 0   | 1   | 5-4   | 0-0 | 0  | 6.14 | 17 |
| Apr 12 | MICHIGAN            |    | 1.2  | 4 | 3  | 3  | 2  | 3  | 0  | 1  | 1  | 3  | 0  | 0   | 0   | 14-5  | 0-0 | 0  | 8.00 | 47 |
| Apr 16 | at Duke             |    | 1.0  | 1 | 0  | 0  | 0  | 2  | 0  | 0  | 0  | 0  | 0  | 1   | 0   | 2-6   | 0-0 | 0  | 7.20 | 20 |
| Apr 20 | PURDUE FORT W *     |    | 4.0  | 2 | 1  | 1  | 0  | 8  | 0  | 0  | 1  | 0  | 0  | 0   | 0   | 12-2  | 1-0 | 0  | 5.79 | 54 |
| Apr 24 | WAKE FOREST         |    | 0.0  | 0 | 1  | 1  | 2  | 0  | 0  | 0  | 0  | 0  | 0  | 0   | 0   | 13-12 | 1-0 | 0  | 6.43 | 10 |
| Apr 26 | vs Michigan State * |    | 2.0  | 0 | 2  | 0  | 3  | 4  | 0  | 0  | 0  | 1  | 0  | 0   | 0   | 2-6   | 1-0 | 0  | 5.62 | 46 |
| Totals |                     | 3  | 16.0 | 9 | 13 | 10 | 15 | 28 | 0  | 1  | 3  | 5  | 0  | 2   | 1   | 99-56 | 1-0 | 0  | 5.62 | -  |

# 2022 NOTRE DAME BASEBALL GAME NOTES

## #30 DM JEFFERSON



**Freshman/OF**

**Career Highs**

**Hits:** 2 (3x, MR 23/15/22 vs. Valpo)

**Runs:** 2 (2/18/22 vs. MC)

**RBI:** 3 (2/25/22 vs. MC)

**SB:** 1 (3/15/22 vs. Valpo)

**News & Notes**

- Set a career high with 3 RBI against Marist (2/25/22)
- Set career bests in hits (2), runs (2) and RBI (2) against Manhattan (2/18/22)
- Made his collegiate debut against Manhattan (2/18/22)

### CAREER SUMMARY

| Year  | avg  | gp-gs | ab | r | h | 2b | 3b | hr | rbi | tb | slg% | bb | hbp | so | gdp | ob%  | sf | sh | sb-att | po | a | e | fld% |
|-------|------|-------|----|---|---|----|----|----|-----|----|------|----|-----|----|-----|------|----|----|--------|----|---|---|------|
| 2022  | .231 | 16-9  | 39 | 5 | 9 | 0  | 0  | 0  | 8   | 9  | .231 | 1  | 0   | 8  | 0   | .250 | 0  | 0  | 1-1    | 0  | 0 | 0 | .000 |
| TOTAL | .231 | 16-9  | 39 | 5 | 9 | 0  | 0  | 0  | 8   | 9  | .231 | 1  | 0   | 8  | 0   | .250 | 0  | 0  | 1-1    | 0  | 0 | 0 | .000 |

### 2022 GAME-BY-GAME

| Date   | Opponent       | Pos   | AB  | R  | H | RBI | 2B | 3B | HR | BB | SB | CS | HBP | SAC | SF | GDP | K | PO | A | E | Avg  |
|--------|----------------|-------|-----|----|---|-----|----|----|----|----|----|----|-----|-----|----|-----|---|----|---|---|------|
| Feb 18 | vs Manhattan   | *dh   | 5   | 2  | 2 | 2   | 0  | 0  | 0  | 1  | 0  | 0  | 0   | 0   | 0  | 0   | 1 | 0  | 0 | 0 | .400 |
| Feb 19 | at Stetson     | *dh   | 4   | 0  | 0 | 0   | 0  | 0  | 0  | 0  | 0  | 0  | 0   | 0   | 0  | 0   | 1 | 0  | 0 | 0 | .222 |
| Feb 20 | vs Delaware    | *dh   | 4   | 0  | 0 | 0   | 0  | 0  | 0  | 0  | 0  | 0  | 0   | 0   | 0  | 0   | 0 | 0  | 0 | 0 | .154 |
| Feb 25 | vs Marist      | *dh   | 3   | 1  | 2 | 3   | 0  | 0  | 0  | 0  | 0  | 0  | 0   | 0   | 0  | 0   | 0 | 0  | 0 | 0 | .250 |
| Feb 26 | vs Monmouth-1  | *dh   | 6   | 0  | 1 | 2   | 0  | 0  | 0  | 0  | 0  | 0  | 0   | 0   | 0  | 0   | 1 | 0  | 0 | 0 | .227 |
| Mar 08 | at Elon        | *dh   | 4   | 1  | 1 | 0   | 0  | 0  | 0  | 0  | 0  | 0  | 0   | 0   | 0  | 0   | 1 | 0  | 0 | 0 | .231 |
| Mar 15 | VALPARAISO     | *dh   | 4   | 0  | 2 | 1   | 0  | 0  | 0  | 0  | 1  | 0  | 0   | 0   | 0  | 0   | 1 | 0  | 0 | 0 | .267 |
| Mar 25 | VIRGINIA TECH  | *dh   | 3   | 0  | 0 | 0   | 0  | 0  | 0  | 0  | 0  | 0  | 0   | 0   | 0  | 0   | 2 | 0  | 0 | 0 | .242 |
| Mar 29 | NORTHERN ILLIN | of/of | 0   | 0  | 0 | 0   | 0  | 0  | 0  | 0  | 0  | 0  | 0   | 0   | 0  | 0   | 0 | 0  | 0 | 0 | .242 |
| Apr 10 | CLEMSON        | *dh   | 1   | 0  | 0 | 0   | 0  | 0  | 0  | 0  | 0  | 0  | 0   | 0   | 0  | 0   | 0 | 0  | 0 | 0 | .235 |
| Apr 12 | MICHIGAN       | ph    | 1   | 0  | 0 | 0   | 0  | 0  | 0  | 0  | 0  | 0  | 0   | 0   | 0  | 0   | 0 | 0  | 0 | 0 | .229 |
| Apr 14 | at Duke        | ph    | 1   | 0  | 0 | 0   | 0  | 0  | 0  | 0  | 0  | 0  | 0   | 0   | 0  | 0   | 1 | 0  | 0 | 0 | .222 |
| Apr 19 | VALPARAISO     | ph    | 1   | 0  | 0 | 0   | 0  | 0  | 0  | 0  | 0  | 0  | 0   | 0   | 0  | 0   | 0 | 0  | 0 | 0 | .216 |
| Apr 20 | PURDUE FORT W  | of    | 0   | 0  | 0 | 0   | 0  | 0  | 0  | 0  | 0  | 0  | 0   | 0   | 0  | 0   | 0 | 0  | 0 | 0 | .216 |
| Apr 23 | WAKE FOREST    | ph/of | 2   | 1  | 1 | 1   | 0  | 0  | 0  | 0  | 0  | 0  | 0   | 0   | 0  | 0   | 0 | 0  | 0 | 0 | .231 |
| Apr 29 | BOSTON COLLEG  | pr    | 0   | 0  | 0 | 0   | 0  | 0  | 0  | 0  | 0  | 0  | 0   | 0   | 0  | 0   | 0 | 0  | 0 | 0 | .231 |
| Totals |                |       | 9gs | 39 | 5 | 9   | 8  | 0  | 0  | 1  | 1  | 0  | 0   | 0   | 0  | 0   | 8 | 0  | 0 | 0 | .231 |

On base pct. .250 • Slugging pct. .231

# #31 CADEN AOKI



**Freshman/RHP**

**Career Highs**  
**IP:** 3.1 (2/2/0/22 vs. DU)  
**Strikeouts:** 3 (2x, MR 3/15/22 vs. Valpo)

**News & Notes**

- Made his collegiate debut against Delaware (2/20/22)

## CAREER SUMMARY

| Year  | era  | w-l | app | gs | cg | sho | sv | ip  | h | r | er | bb | so | 2b | 3b | hr | bf | bavg | wp | hbp | bk | sfa | sha |
|-------|------|-----|-----|----|----|-----|----|-----|---|---|----|----|----|----|----|----|----|------|----|-----|----|-----|-----|
| 2022  | 3.86 | 0-2 | 4   | 0  | 0  | 0/0 | 0  | 9.1 | 7 | 4 | 4  | 2  | 10 | 2  | 0  | 2  | 37 | .200 | 2  | 0   | 0  | 0   | 0   |
| TOTAL | 3.86 | 0-2 | 4   | 0  | 0  | 0/0 | 0  | 9.1 | 7 | 4 | 4  | 2  | 10 | 2  | 0  | 2  | 37 | .200 | 2  | 0   | 0  | 0   | 0   |

## 2022 GAME-BY-GAME

| Date   | Opponent      | GS | IP  | H | R | ER | BB | SO | 2B | 3B | HR | WP | BK | HBP | IBB | Score | W-L | Sv | ERA  | NP |
|--------|---------------|----|-----|---|---|----|----|----|----|----|----|----|----|-----|-----|-------|-----|----|------|----|
| Feb 20 | vs Delaware   |    | 3.1 | 2 | 1 | 1  | 1  | 3  | 0  | 0  | 1  | 0  | 0  | 0   | 0   | 4-5   | 0-1 | 0  | 2.70 | 40 |
| Mar 08 | at Elon       |    | 2.0 | 0 | 1 | 1  | 1  | 2  | 0  | 0  | 0  | 2  | 0  | 0   | 0   | 11-3  | 0-1 | 0  | 3.38 | 28 |
| Mar 15 | VALPARAISO    |    | 2.0 | 2 | 0 | 0  | 0  | 3  | 0  | 0  | 0  | 0  | 0  | 0   | 0   | 12-1  | 0-1 | 0  | 2.45 | 29 |
| Mar 18 | at Louisville |    | 2.0 | 3 | 2 | 2  | 0  | 2  | 2  | 0  | 1  | 0  | 0  | 0   | 0   | 11-16 | 0-2 | 0  | 3.86 | 29 |
| Totals |               | 0  | 9.1 | 7 | 4 | 4  | 2  | 10 | 2  | 0  | 2  | 2  | 0  | 0   | 0   | 38-25 | 0-2 | 0  | 3.86 | -  |

# #32 MATT BEDFORD



**Sophomore/RHP**  
**Career Highs**  
IP: --  
Strikeouts: --

**News & Notes**

- Missed the 2021 season due to injury

## CAREER SUMMARY

|  |
|--|
|  |
|--|

## 2022 GAME-BY-GAME

|  |
|--|
|  |
|--|



# 2022 NOTRE DAME BASEBALL GAME NOTES

## #33 RADEK BIRKHOZ



**Freshman/RHP**

**Career Highs**

**IP:** 4.0 (4/29/22 vs. BC)

**Strikeouts:** 7 (4/29/22 vs. BC)

**News & Notes**

- Set a career high with 4.0 innings pitched and 7 strikeouts against Boston College (4/29/22)
- Made his collegiate debut against Monmouth (2/26/22~1)
- 2021 Gatorade Colorado Player of the Year

### CAREER SUMMARY

| Year  | era  | w-l | app | gs | cg | sho | sv | ip   | h  | r | er | bb | so | 2b | 3b | hr | bf | bavg | wp | hbp | bk | sfa | sha |
|-------|------|-----|-----|----|----|-----|----|------|----|---|----|----|----|----|----|----|----|------|----|-----|----|-----|-----|
| 2022  | 3.60 | 0-0 | 14  | 1  | 0  | 0/0 | 0  | 15.0 | 13 | 8 | 6  | 12 | 23 | 3  | 0  | 0  | 69 | .241 | 0  | 1   | 0  | 1   | 1   |
| TOTAL | 3.60 | 0-0 | 14  | 1  | 0  | 0/0 | 0  | 15.0 | 13 | 8 | 6  | 12 | 23 | 3  | 0  | 0  | 69 | .241 | 0  | 1   | 0  | 1   | 1   |

### 2022 GAME-BY-GAME

| Date   | Opponent          | GS | IP   | H  | R | ER | BB | SO | 2B | 3B | HR | WP | BK | HBP | IBB | Score  | W-L | Sv | ERA  | NP |
|--------|-------------------|----|------|----|---|----|----|----|----|----|----|----|----|-----|-----|--------|-----|----|------|----|
| Feb 26 | vs Monmouth-1     |    | 2.0  | 0  | 0 | 0  | 2  | 3  | 0  | 0  | 0  | 0  | 0  | 0   | 0   | 16-2   | 0-0 | 0  | 0.00 | 32 |
| Mar 08 | at Elon           |    | 0.1  | 2  | 1 | 0  | 1  | 1  | 1  | 0  | 0  | 0  | 0  | 0   | 0   | 11-3   | 0-0 | 0  | 0.00 | 17 |
| Mar 11 | at NC State       |    | 1.1  | 1  | 0 | 0  | 0  | 0  | 0  | 0  | 0  | 0  | 0  | 0   | 0   | 8-4    | 0-0 | 0  | 0.00 | 11 |
| Mar 15 | VALPARAISO        |    | 1.0  | 0  | 0 | 0  | 1  | 1  | 0  | 0  | 0  | 0  | 0  | 1   | 0   | 12-1   | 0-0 | 0  | 0.00 | 14 |
| Mar 18 | at Louisville     |    | 0.0  | 0  | 1 | 1  | 1  | 0  | 0  | 0  | 0  | 0  | 0  | 0   | 0   | 11-16  | 0-0 | 0  | 1.93 | 6  |
| Mar 25 | VIRGINIA TECH     |    | 0.1  | 0  | 0 | 0  | 0  | 1  | 0  | 0  | 0  | 0  | 0  | 0   | 0   | 5-10   | 0-0 | 0  | 1.80 | 5  |
| Mar 29 | NORTHERN ILLIN    |    | 0.2  | 1  | 0 | 0  | 2  | 0  | 0  | 0  | 0  | 0  | 0  | 0   | 0   | 11-2   | 0-0 | 0  | 1.59 | 25 |
| Apr 05 | BUTLER            | *  | 0.2  | 3  | 2 | 2  | 1  | 2  | 2  | 0  | 0  | 0  | 0  | 0   | 0   | 5-2    | 0-0 | 0  | 4.26 | 25 |
| Apr 09 | CLEMSON           |    | 0.1  | 0  | 0 | 0  | 0  | 0  | 0  | 0  | 0  | 0  | 0  | 0   | 0   | 8-1    | 0-0 | 0  | 4.05 | 5  |
| Apr 12 | MICHIGAN          |    | 1.1  | 0  | 0 | 0  | 0  | 3  | 0  | 0  | 0  | 0  | 0  | 0   | 0   | 14-5   | 0-0 | 0  | 3.38 | 13 |
| Apr 14 | at Duke           |    | 1.1  | 3  | 3 | 2  | 2  | 1  | 0  | 0  | 0  | 0  | 0  | 0   | 0   | 5-15   | 0-0 | 0  | 4.82 | 31 |
| Apr 20 | PURDUE FORT W     |    | 1.0  | 2  | 1 | 1  | 2  | 3  | 0  | 0  | 0  | 0  | 0  | 0   | 0   | 12-2   | 0-0 | 0  | 5.23 | 29 |
| Apr 26 | vs Michigan State |    | 0.2  | 1  | 0 | 0  | 0  | 1  | 0  | 0  | 0  | 0  | 0  | 0   | 0   | 2-6    | 0-0 | 0  | 4.91 | 12 |
| Apr 29 | BOSTON COLLEG     |    | 4.0  | 0  | 0 | 0  | 0  | 7  | 0  | 0  | 0  | 0  | 0  | 0   | 0   | 4-7    | 0-0 | 0  | 3.60 | 50 |
| Totals |                   | 1  | 15.0 | 13 | 8 | 6  | 12 | 23 | 3  | 0  | 0  | 0  | 0  | 1   | 0   | 124-76 | 0-0 | 0  | 3.60 | -  |

## #37 MATT LAZZARO



Graduate Student/LHP

**Career Highs**

IP: 7.0, vs. USC (3/3/20)

Strikeouts: 9, vs. WCU (4/20/19)

**News & Notes**

- Made his Notre Dame debut against Elon (3/8/22)
- Graduate transfer from Houston. Originally began his collegiate career at Furman

### NOTRE DAME CAREER SUMMARY

| Year  | era  | w-l | app | gs | cg | sho | sv | ip  | h | r | er | bb | so | 2b | 3b | hr | bf | bavg | wp | hbp | bk | sfa | sha |
|-------|------|-----|-----|----|----|-----|----|-----|---|---|----|----|----|----|----|----|----|------|----|-----|----|-----|-----|
| 2022  | 4.50 | 0-0 | 4   | 0  | 0  | 0/0 | 0  | 4.0 | 1 | 4 | 2  | 3  | 7  | 0  | 0  | 1  | 19 | .071 | 0  | 1   | 0  | 0   | 1   |
| TOTAL | 4.50 | 0-0 | 4   | 0  | 0  | 0/0 | 0  | 4.0 | 1 | 4 | 2  | 3  | 7  | 0  | 0  | 1  | 19 | .071 | 0  | 1   | 0  | 0   | 1   |

### 2022 GAME-BY-GAME

| Date   | Opponent      | GS | IP  | H | R | ER | BB | SO | 2B | 3B | HR | WP | BK | HBP | IBB | Score | W-L | Sv | ERA  | NP |
|--------|---------------|----|-----|---|---|----|----|----|----|----|----|----|----|-----|-----|-------|-----|----|------|----|
| Mar 08 | at Elon       |    | 1.2 | 0 | 1 | 0  | 0  | 1  | 0  | 0  | 0  | 0  | 0  | 0   | 0   | 11-3  | 0-0 | 0  | 0.00 | 30 |
| Mar 19 | at Louisville |    | 1.0 | 1 | 2 | 2  | 1  | 3  | 0  | 0  | 1  | 0  | 0  | 0   | 0   | 1-8   | 0-0 | 0  | 6.75 | 23 |
| Mar 25 | VIRGINIA TECH |    | 0.1 | 0 | 1 | 0  | 0  | 1  | 0  | 0  | 0  | 0  | 0  | 1   | 0   | 5-10  | 0-0 | 0  | 6.00 | 14 |
| Apr 20 | PURDUE FORT W |    | 1.0 | 0 | 0 | 0  | 2  | 2  | 0  | 0  | 0  | 0  | 0  | 0   | 0   | 12-2  | 0-0 | 0  | 4.50 | 21 |
| Totals |               | 0  | 4.0 | 1 | 4 | 2  | 3  | 7  | 0  | 0  | 1  | 0  | 0  | 1   | 0   | 29-23 | 0-0 | 0  | 4.50 | -  |

# #41 JACKSON DENNIES



**Sophomore/RHP**

**Career Highs**  
**IP:** 2.0 (2x, MR 4/5/22 vs. BU)  
**Strikeouts:** 3 (3/29/22 vs. NIU)

**News & Notes**

- Tied a career high with 2.0 innings pitched against Butler (4/5/22)
- Set a career high with 2.0 innings and tied a career high with two strikeouts against Louisville (3/18/22)
- Tied a career high with 1.0 innings pitched and 1 strikeout against Manhattan (2/18/22)

## CAREER SUMMARY

| Year         | era         | w-l        | app       | gs       | cg       | sho        | sv       | ip          | h         | r         | er        | bb        | so        | 2b       | 3b       | hr       | bf        | bavg        | wp       | hbp      | bk       | sfa      | sha      |
|--------------|-------------|------------|-----------|----------|----------|------------|----------|-------------|-----------|-----------|-----------|-----------|-----------|----------|----------|----------|-----------|-------------|----------|----------|----------|----------|----------|
| 2021         | 15.00       | 0-0        | 3         | 0        | 0        | 0/0        | 0        | 3.0         | 7         | 5         | 5         | 2         | 2         | 1        | 1        | 0        | 16        | .500        | 0        | 0        | 0        | 0        | 0        |
| 2022         | 5.65        | 1-1        | 14        | 0        | 0        | 0/0        | 0        | 14.1        | 16        | 11        | 9         | 9         | 16        | 5        | 0        | 0        | 70        | .286        | 2        | 2        | 1        | 3        | 0        |
| <b>TOTAL</b> | <b>7.27</b> | <b>1-1</b> | <b>17</b> | <b>0</b> | <b>0</b> | <b>0/0</b> | <b>0</b> | <b>17.1</b> | <b>23</b> | <b>16</b> | <b>14</b> | <b>11</b> | <b>18</b> | <b>6</b> | <b>1</b> | <b>0</b> | <b>86</b> | <b>.329</b> | <b>2</b> | <b>2</b> | <b>1</b> | <b>3</b> | <b>0</b> |

## 2022 GAME-BY-GAME

| Date          | Opponent          | GS       | IP          | H         | R         | ER       | BB       | SO        | 2B       | 3B       | HR       | WP       | BK       | HBP      | IBB      | Score         | W-L        | Sv       | ERA         | NP       |
|---------------|-------------------|----------|-------------|-----------|-----------|----------|----------|-----------|----------|----------|----------|----------|----------|----------|----------|---------------|------------|----------|-------------|----------|
| Feb 18        | vs Manhattan      |          | 1.0         | 0         | 0         | 0        | 0        | 1         | 0        | 0        | 0        | 0        | 0        | 0        | 0        | 17-2          | 0-0        | 0        | 0.00        | 14       |
| Mar 08        | at Elon           |          | 1.0         | 1         | 0         | 0        | 0        | 2         | 0        | 0        | 0        | 0        | 0        | 0        | 0        | 11-3          | 0-0        | 0        | 0.00        | 20       |
| Mar 18        | at Louisville     |          | 2.0         | 2         | 1         | 0        | 0        | 2         | 1        | 0        | 0        | 1        | 0        | 1        | 0        | 11-16         | 0-0        | 0        | 0.00        | 36       |
| Mar 29        | NORTHERN ILLIN    |          | 1.0         | 0         | 0         | 0        | 0        | 3         | 0        | 0        | 0        | 0        | 0        | 0        | 0        | 11-2          | 0-0        | 0        | 0.00        | 11       |
| Apr 02        | at Florida State  |          | 0.2         | 1         | 0         | 0        | 2        | 1         | 0        | 0        | 0        | 0        | 0        | 0        | 0        | 5-4           | 0-0        | 0        | 0.00        | 22       |
| Apr 03        | at Florida State  |          | 1.0         | 1         | 0         | 0        | 0        | 2         | 0        | 0        | 0        | 0        | 0        | 0        | 0        | 9-7           | 0-0        | 0        | 0.00        | 20       |
| Apr 05        | BUTLER            |          | 2.0         | 1         | 0         | 0        | 0        | 1         | 1        | 0        | 0        | 0        | 0        | 0        | 0        | 5-2           | 0-0        | 0        | 0.00        | 20       |
| Apr 09        | CLEMSON           |          | 0.2         | 0         | 1         | 0        | 2        | 1         | 0        | 0        | 0        | 0        | 0        | 0        | 0        | 8-1           | 0-0        | 0        | 0.00        | 29       |
| Apr 12        | MICHIGAN          |          | 1.2         | 4         | 2         | 2        | 0        | 0         | 2        | 0        | 0        | 1        | 0        | 1        | 0        | 14-5          | 1-0        | 0        | 1.64        | 33       |
| Apr 16        | at Duke           |          | 1.2         | 1         | 0         | 0        | 1        | 2         | 0        | 0        | 0        | 0        | 1        | 0        | 0        | 2-6           | 1-0        | 0        | 1.42        | 19       |
| Apr 22        | WAKE FOREST       |          | 0.2         | 0         | 0         | 0        | 0        | 0         | 0        | 0        | 0        | 0        | 0        | 0        | 0        | 8-3           | 1-0        | 0        | 1.35        | 12       |
| Apr 24        | WAKE FOREST       |          | 0.2         | 1         | 2         | 2        | 3        | 0         | 0        | 0        | 0        | 0        | 0        | 0        | 0        | 13-12         | 1-0        | 0        | 2.57        | 28       |
| Apr 26        | vs Michigan State |          | 0.1         | 2         | 3         | 3        | 1        | 1         | 0        | 0        | 0        | 0        | 0        | 0        | 0        | 2-6           | 1-1        | 0        | 4.40        | 23       |
| May 01        | BOSTON COLLEG     |          | 0.0         | 2         | 2         | 2        | 0        | 0         | 1        | 0        | 0        | 0        | 0        | 0        | 0        | 16-10         | 1-1        | 0        | 5.65        | 9        |
| <b>Totals</b> |                   | <b>0</b> | <b>14.1</b> | <b>16</b> | <b>11</b> | <b>9</b> | <b>9</b> | <b>16</b> | <b>5</b> | <b>0</b> | <b>0</b> | <b>2</b> | <b>1</b> | <b>2</b> | <b>0</b> | <b>132-79</b> | <b>1-1</b> | <b>0</b> | <b>5.65</b> | <b>-</b> |

# #42 BROOKS COETZEE III



**Senior/OF**

**Career Highs**  
**Hits:** 4 (2/18/22 vs. MC)  
**Runs:** 3 (2x, MR 4/24/22 vs. WF)  
**HR:** 2 (2/18/22 vs. MC)  
**RBI:** 5 (2x, MR 3/8/22 at EU)

**News & Notes**

- Tied a career high with 3 runs against Wake Forest (4/24/22)
- Tied a career high with 5 RBI against Elon (3/8/22)
- Set a career high with 2 home runs and 4 hits against Manhattan (2/18/22)

## CAREER SUMMARY

| Year  | avg  | gp-gs   | ab  | r  | h   | 2b | 3b | hr | rbi | tb  | slg% | bb | hbp | so | gdp | ob%  | sf | sh | sb-att | po  | a | e | fld%  |
|-------|------|---------|-----|----|-----|----|----|----|-----|-----|------|----|-----|----|-----|------|----|----|--------|-----|---|---|-------|
| 2019  | .217 | 20-13   | 46  | 5  | 10  | 2  | 0  | 0  | 4   | 12  | .261 | 3  | 3   | 12 | 0   | .308 | 0  | 1  | 0-0    | 20  | 0 | 2 | .909  |
| 2020  | .244 | 13-12   | 45  | 16 | 11  | 2  | 0  | 1  | 6   | 16  | .356 | 11 | 5   | 11 | 0   | .443 | 0  | 0  | 2-2    | 28  | 0 | 0 | 1.000 |
| 2021  | .274 | 44-37   | 146 | 25 | 40  | 8  | 1  | 6  | 29  | 68  | .466 | 9  | 6   | 38 | 3   | .337 | 2  | 1  | 11-13  | 73  | 3 | 1 | .987  |
| 2022  | .281 | 38-38   | 146 | 32 | 41  | 7  | 0  | 8  | 33  | 72  | .493 | 10 | 9   | 22 | 2   | .357 | 3  | 0  | 3-5    | 49  | 2 | 0 | 1.000 |
| TOTAL | .266 | 115-100 | 383 | 78 | 102 | 19 | 1  | 15 | 72  | 168 | .439 | 33 | 23  | 83 | 5   | .356 | 5  | 2  | 16-20  | 170 | 5 | 3 | .983  |

## 2022 GAME-BY-GAME

| Date   | Opponent          | Pos | AB   | R   | H  | RBI | 2B | 3B | HR | BB | SB | CS | HBP | SAC | SF | GDP | K | PO | A  | E | Avg  |      |
|--------|-------------------|-----|------|-----|----|-----|----|----|----|----|----|----|-----|-----|----|-----|---|----|----|---|------|------|
| Feb 18 | vs Manhattan      | *of | 5    | 2   | 4  | 4   | 0  | 0  | 2  | 0  | 0  | 0  | 0   | 0   | 0  | 0   | 1 | 0  | 1  | 0 | .800 |      |
| Feb 19 | at Stetson        | *of | 4    | 1   | 1  | 0   | 0  | 0  | 0  | 0  | 0  | 0  | 0   | 0   | 0  | 0   | 1 | 1  | 0  | 0 | .556 |      |
| Feb 20 | vs Delaware       | *of | 3    | 0   | 0  | 0   | 0  | 0  | 0  | 1  | 0  | 0  | 0   | 0   | 0  | 0   | 2 | 0  | 0  | 0 | .417 |      |
| Feb 25 | vs Marist         | *of | 4    | 1   | 0  | 0   | 0  | 0  | 0  | 1  | 0  | 0  | 0   | 0   | 0  | 0   | 1 | 1  | 0  | 0 | .312 |      |
| Feb 26 | vs Monmouth-1     | *of | 3    | 0   | 1  | 0   | 0  | 0  | 0  | 1  | 0  | 1  | 0   | 0   | 0  | 0   | 0 | 0  | 0  | 0 | .316 |      |
| Feb 26 | vs Monmouth-2     | *of | 4    | 0   | 1  | 0   | 1  | 0  | 0  | 0  | 0  | 0  | 0   | 0   | 0  | 0   | 0 | 1  | 1  | 0 | .304 |      |
| Mar 04 | vs Illinois       | *of | 4    | 2   | 2  | 1   | 0  | 0  | 1  | 0  | 0  | 0  | 0   | 0   | 0  | 0   | 1 | 0  | 0  | 0 | .333 |      |
| Mar 05 | vs Michigan State | *of | 2    | 0   | 0  | 1   | 0  | 0  | 0  | 0  | 0  | 0  | 0   | 0   | 1  | 0   | 0 | 2  | 0  | 0 | .310 |      |
| Mar 06 | at Minnesota Goph | *of | 4    | 1   | 2  | 0   | 1  | 0  | 0  | 0  | 0  | 0  | 0   | 0   | 0  | 0   | 0 | 2  | 0  | 0 | .333 |      |
| Mar 08 | at Elon           | *of | 3    | 1   | 2  | 5   | 1  | 0  | 1  | 0  | 0  | 0  | 0   | 0   | 0  | 0   | 0 | 1  | 0  | 0 | .361 |      |
| Mar 11 | at NC State       | *of | 5    | 1   | 2  | 0   | 0  | 0  | 0  | 0  | 0  | 0  | 0   | 0   | 0  | 0   | 0 | 2  | 1  | 0 | .366 |      |
| Mar 13 | at NC State       | *of | 5    | 0   | 1  | 1   | 0  | 0  | 0  | 0  | 1  | 1  | 0   | 0   | 0  | 0   | 1 | 0  | 0  | 0 | .348 |      |
| Mar 15 | VALPARAISO        | *of | 4    | 2   | 3  | 2   | 1  | 0  | 1  | 0  | 0  | 0  | 0   | 0   | 0  | 0   | 0 | 3  | 0  | 0 | .380 |      |
| Mar 18 | at Louisville     | *of | 3    | 1   | 1  | 1   | 0  | 0  | 0  | 0  | 0  | 0  | 2   | 0   | 0  | 0   | 0 | 2  | 0  | 0 | .377 |      |
| Mar 19 | at Louisville     | *of | 4    | 0   | 1  | 0   | 0  | 0  | 0  | 0  | 0  | 0  | 0   | 0   | 0  | 0   | 3 | 2  | 0  | 0 | .368 |      |
| Mar 20 | at Louisville     | *of | 3    | 0   | 0  | 1   | 0  | 0  | 0  | 1  | 0  | 0  | 0   | 0   | 0  | 0   | 0 | 1  | 0  | 0 | .350 |      |
| Mar 25 | VIRGINIA TECH     | *of | 4    | 1   | 1  | 2   | 0  | 0  | 1  | 0  | 0  | 0  | 0   | 0   | 0  | 0   | 1 | 2  | 0  | 0 | .344 |      |
| Mar 29 | NORTHERN ILLIN    | *of | 4    | 0   | 0  | 0   | 0  | 0  | 0  | 0  | 0  | 0  | 0   | 0   | 0  | 2   | 0 | 1  | 0  | 0 | .324 |      |
| Apr 01 | at Florida State  | *of | 5    | 0   | 0  | 0   | 0  | 0  | 0  | 0  | 0  | 0  | 0   | 0   | 0  | 0   | 1 | 4  | 0  | 0 | .301 |      |
| Apr 02 | at Florida State  | *of | 2    | 1   | 0  | 1   | 0  | 0  | 0  | 0  | 0  | 0  | 2   | 0   | 0  | 0   | 0 | 0  | 0  | 0 | .293 |      |
| Apr 03 | at Florida State  | *of | 3    | 0   | 0  | 2   | 0  | 0  | 0  | 0  | 0  | 0  | 0   | 0   | 1  | 0   | 0 | 2  | 0  | 0 | .282 |      |
| Apr 05 | BUTLER            | *of | 4    | 0   | 0  | 0   | 0  | 0  | 0  | 0  | 1  | 0  | 0   | 0   | 0  | 0   | 1 | 1  | 0  | 0 | .268 |      |
| Apr 08 | CLEMSON           | *of | 4    | 1   | 2  | 0   | 0  | 0  | 0  | 0  | 0  | 0  | 0   | 0   | 0  | 0   | 2 | 2  | 0  | 0 | .279 |      |
| Apr 09 | CLEMSON           | *of | 4    | 1   | 1  | 1   | 0  | 0  | 1  | 0  | 0  | 0  | 0   | 0   | 0  | 0   | 1 | 5  | 0  | 0 | .278 |      |
| Apr 10 | CLEMSON           | *of | 4    | 1   | 1  | 0   | 1  | 0  | 0  | 1  | 0  | 0  | 0   | 0   | 0  | 0   | 0 | 1  | 0  | 0 | .277 |      |
| Apr 12 | MICHIGAN          | *of | 4    | 2   | 2  | 3   | 0  | 0  | 0  | 1  | 0  | 0  | 0   | 0   | 0  | 0   | 0 | 0  | 0  | 0 | .286 |      |
| Apr 14 | at Duke           | *of | 3    | 2   | 1  | 0   | 0  | 0  | 0  | 0  | 0  | 0  | 0   | 0   | 0  | 0   | 1 | 4  | 0  | 0 | .287 |      |
| Apr 15 | at Duke           | *of | 4    | 1   | 1  | 3   | 0  | 0  | 1  | 0  | 0  | 0  | 1   | 0   | 0  | 0   | 1 | 0  | 0  | 0 | .286 |      |
| Apr 16 | at Duke           | *of | 2    | 1   | 0  | 0   | 0  | 0  | 0  | 1  | 0  | 0  | 1   | 0   | 0  | 0   | 0 | 1  | 0  | 0 | .280 |      |
| Apr 19 | VALPARAISO        | *of | 4    | 1   | 0  | 0   | 0  | 0  | 0  | 0  | 0  | 0  | 0   | 0   | 0  | 0   | 0 | 2  | 0  | 0 | .270 |      |
| Apr 20 | PURDUE FORT W     | *of | 3    | 1   | 1  | 1   | 0  | 0  | 0  | 1  | 0  | 0  | 1   | 0   | 0  | 0   | 0 | 0  | 0  | 0 | .272 |      |
| Apr 22 | WAKE FOREST       | *of | 4    | 0   | 0  | 1   | 0  | 0  | 0  | 0  | 0  | 0  | 0   | 0   | 1  | 0   | 0 | 1  | 0  | 0 | .263 |      |
| Apr 23 | WAKE FOREST       | *of | 4    | 2   | 2  | 1   | 0  | 0  | 0  | 1  | 1  | 0  | 0   | 0   | 0  | 0   | 0 | 2  | 0  | 0 | .270 |      |
| Apr 24 | WAKE FOREST       | *of | 5    | 3   | 3  | 0   | 1  | 0  | 0  | 0  | 0  | 0  | 1   | 0   | 0  | 0   | 0 | 1  | 0  | 0 | .283 |      |
| Apr 26 | vs Michigan State | *of | 4    | 0   | 2  | 1   | 0  | 0  | 0  | 0  | 0  | 0  | 1   | 0   | 0  | 0   | 0 | 0  | 0  | 0 | .290 |      |
| Apr 29 | BOSTON COLLEG     | *of | 5    | 0   | 1  | 0   | 0  | 0  | 0  | 0  | 0  | 0  | 0   | 0   | 0  | 0   | 2 | 1  | 0  | 0 | .287 |      |
| Apr 30 | BOSTON COLLEG     | *of | 4    | 1   | 1  | 1   | 1  | 0  | 0  | 1  | 0  | 0  | 0   | 0   | 0  | 0   | 0 | 0  | 0  | 0 | .286 |      |
| May 01 | BOSTON COLLEG     | *of | 6    | 1   | 1  | 0   | 0  | 0  | 0  | 0  | 0  | 0  | 0   | 0   | 0  | 0   | 1 | 1  | 0  | 0 | .281 |      |
| Totals |                   |     | 38gs | 146 | 32 | 41  | 33 | 7  | 0  | 8  | 10 | 3  | 2   | 9   | 0  | 3   | 2 | 22 | 49 | 2 | 0    | .281 |

On base pct. .357 • Slugging pct. .493

#43 WILL MERCER



**Senior/LHP**  
  
**Career Highs**  
**IP:** 7.0 (6/5/21 vs. UC)  
**Strikeouts:** 5 (2x, MR 3/23/21 at Valpo)

**News & Notes**  
 •

**CAREER SUMMARY**

| Year         | era         | w-l        | app       | gs        | cg       | sho        | sv       | ip          | h         | r         | er        | bb        | so        | 2b        | 3b       | hr       | bf         | bavg        | wp       | hbp       | bk       | sfa      | sha      |
|--------------|-------------|------------|-----------|-----------|----------|------------|----------|-------------|-----------|-----------|-----------|-----------|-----------|-----------|----------|----------|------------|-------------|----------|-----------|----------|----------|----------|
| 2020         | 5.93        | 1-0        | 4         | 4         | 0        | 0/1        | 0        | 13.2        | 13        | 9         | 9         | 3         | 12        | 2         | 0        | 1        | 60         | .255        | 2        | 5         | 0        | 1        | 0        |
| 2021         | 4.92        | 4-3        | 18        | 11        | 0        | 0/2        | 2        | 56.2        | 63        | 33        | 31        | 19        | 44        | 7         | 0        | 6        | 251        | .278        | 0        | 3         | 1        | 1        | 1        |
| 2022         | 7.82        | 0-1        | 7         | 3         | 0        | 0/0        | 1        | 12.2        | 13        | 11        | 11        | 7         | 13        | 2         | 0        | 2        | 58         | .271        | 2        | 2         | 0        | 1        | 0        |
| <b>TOTAL</b> | <b>5.53</b> | <b>5-4</b> | <b>29</b> | <b>18</b> | <b>0</b> | <b>0/3</b> | <b>3</b> | <b>83.0</b> | <b>89</b> | <b>53</b> | <b>51</b> | <b>29</b> | <b>69</b> | <b>11</b> | <b>0</b> | <b>9</b> | <b>369</b> | <b>.273</b> | <b>4</b> | <b>10</b> | <b>1</b> | <b>3</b> | <b>1</b> |

**2022 GAME-BY-GAME**

| Date          | Opponent          | GS       | IP          | H         | R         | ER        | BB       | SO        | 2B       | 3B       | HR       | WP       | BK       | HBP      | IBB      | Score        | W-L        | Sv       | ERA         | NP       |
|---------------|-------------------|----------|-------------|-----------|-----------|-----------|----------|-----------|----------|----------|----------|----------|----------|----------|----------|--------------|------------|----------|-------------|----------|
| Mar 06        | at Minnesota Goph |          | 2.0         | 0         | 0         | 0         | 1        | 3         | 0        | 0        | 0        | 0        | 0        | 0        | 0        | 3-1          | 0-0        | 1        | 0.00        | 31       |
| Mar 18        | at Louisville     |          | 1.0         | 2         | 2         | 2         | 2        | 1         | 1        | 0        | 0        | 0        | 0        | 0        | 0        | 11-16        | 0-0        | 1        | 6.00        | 22       |
| Apr 02        | at Florida State  |          | 3.0         | 2         | 0         | 0         | 0        | 4         | 0        | 0        | 0        | 1        | 0        | 1        | 0        | 5-4          | 0-0        | 1        | 3.00        | 39       |
| Apr 10        | CLEMSON           | *        | 3.0         | 3         | 0         | 0         | 1        | 2         | 0        | 0        | 0        | 0        | 0        | 0        | 0        | 9-3          | 0-0        | 1        | 2.00        | 32       |
| Apr 14        | at Duke           | *        | 1.0         | 2         | 3         | 3         | 1        | 0         | 0        | 0        | 1        | 1        | 0        | 0        | 0        | 5-15         | 0-1        | 1        | 4.50        | 24       |
| Apr 24        | WAKE FOREST       | *        | 2.0         | 2         | 3         | 3         | 1        | 1         | 0        | 0        | 1        | 0        | 0        | 1        | 0        | 13-12        | 0-1        | 1        | 6.00        | 29       |
| May 01        | BOSTON COLLEG     |          | 0.2         | 2         | 3         | 3         | 1        | 2         | 1        | 0        | 0        | 0        | 0        | 0        | 0        | 16-10        | 0-1        | 1        | 7.82        | 20       |
| <b>Totals</b> |                   | <b>3</b> | <b>12.2</b> | <b>13</b> | <b>11</b> | <b>11</b> | <b>7</b> | <b>13</b> | <b>2</b> | <b>0</b> | <b>2</b> | <b>2</b> | <b>0</b> | <b>2</b> | <b>0</b> | <b>62-61</b> | <b>0-1</b> | <b>1</b> | <b>7.82</b> | <b>-</b> |

#45 ALEX RAO



**Senior/RHP**  
**Career Highs**  
IP: 5.1 (3/21/21 vs DU)  
Strikeouts: 8 (2x, MR 4/15/22 at DU)

**News & Notes**  
• Tied a career high with 8 strikeouts against Duke (4/15/22)

CAREER SUMMARY

| Year  | era  | w-l | app | gs | cg | sho | sv | ip   | h  | r  | er | bb | so | 2b | 3b | hr | bf  | bavg | wp | hbp | bk | sfa | sha |
|-------|------|-----|-----|----|----|-----|----|------|----|----|----|----|----|----|----|----|-----|------|----|-----|----|-----|-----|
| 2019  | 9.45 | 0-0 | 5   | 0  | 0  | 0/0 | 0  | 6.2  | 12 | 8  | 7  | 4  | 4  | 3  | 0  | 0  | 36  | .400 | 1  | 1   | 0  | 1   | 0   |
| 2020  | 6.08 | 0-0 | 4   | 4  | 0  | 0/0 | 0  | 13.1 | 16 | 10 | 9  | 7  | 14 | 5  | 0  | 1  | 62  | .296 | 2  | 1   | 0  | 0   | 0   |
| 2021  | 3.16 | 2-1 | 15  | 1  | 0  | 0/3 | 2  | 37.0 | 20 | 14 | 13 | 23 | 36 | 4  | 0  | 3  | 149 | .164 | 4  | 3   | 0  | 1   | 0   |
| 2022  | 3.62 | 2-1 | 13  | 0  | 0  | 0/2 | 1  | 27.1 | 17 | 11 | 11 | 18 | 36 | 1  | 0  | 3  | 116 | .173 | 3  | 0   | 0  | 0   | 0   |
| TOTAL | 4.27 | 4-2 | 37  | 5  | 0  | 0/5 | 3  | 84.1 | 65 | 43 | 40 | 52 | 90 | 13 | 0  | 7  | 363 | .214 | 10 | 5   | 0  | 2   | 0   |

2022 GAME-BY-GAME

| Date   | Opponent         | GS | IP   | H  | R  | ER | BB | SO | 2B | 3B | HR | WP | BK | HBP | IBB | Score  | W-L | Sv | ERA  | NP |
|--------|------------------|----|------|----|----|----|----|----|----|----|----|----|----|-----|-----|--------|-----|----|------|----|
| Feb 26 | vs Monmouth-2    |    | 1.1  | 0  | 0  | 0  | 0  | 3  | 0  | 0  | 0  | 0  | 0  | 0   | 0   | 9-0    | 0-0 | 0  | 0.00 | 15 |
| Mar 04 | vs Illinois      |    | 3.0  | 4  | 0  | 0  | 1  | 3  | 1  | 0  | 0  | 0  | 0  | 0   | 0   | 6-1    | 0-0 | 0  | 0.00 | 41 |
| Mar 11 | at NC State      |    | 1.2  | 1  | 0  | 0  | 1  | 1  | 0  | 0  | 0  | 0  | 0  | 0   | 0   | 8-4    | 0-0 | 0  | 0.00 | 32 |
| Mar 15 | VALPARAISO       |    | 1.2  | 0  | 0  | 0  | 1  | 3  | 0  | 0  | 0  | 0  | 0  | 0   | 0   | 12-1   | 0-0 | 0  | 0.00 | 21 |
| Mar 18 | at Louisville    |    | 2.0  | 3  | 3  | 3  | 4  | 4  | 0  | 0  | 0  | 1  | 0  | 0   | 0   | 11-16  | 0-0 | 0  | 2.79 | 48 |
| Mar 25 | VIRGINIA TECH    |    | 0.1  | 1  | 0  | 0  | 1  | 1  | 0  | 0  | 0  | 0  | 0  | 0   | 0   | 5-10   | 0-0 | 0  | 2.70 | 13 |
| Apr 01 | at Florida State |    | 1.2  | 0  | 0  | 0  | 1  | 2  | 0  | 0  | 0  | 0  | 0  | 0   | 0   | 2-0    | 1-0 | 0  | 2.31 | 31 |
| Apr 03 | at Florida State |    | 1.0  | 2  | 2  | 2  | 1  | 1  | 0  | 0  | 0  | 0  | 0  | 0   | 0   | 9-7    | 1-0 | 0  | 3.55 | 20 |
| Apr 10 | CLEMSON          |    | 3.2  | 0  | 0  | 0  | 3  | 2  | 0  | 0  | 0  | 0  | 0  | 0   | 0   | 9-3    | 1-0 | 1  | 2.76 | 52 |
| Apr 15 | at Duke          |    | 4.1  | 1  | 2  | 2  | 2  | 8  | 0  | 0  | 1  | 0  | 0  | 0   | 0   | 3-4    | 1-1 | 1  | 3.05 | 63 |
| Apr 22 | WAKE FOREST      |    | 2.1  | 2  | 1  | 1  | 1  | 4  | 0  | 0  | 0  | 0  | 0  | 0   | 0   | 8-3    | 1-1 | 1  | 3.13 | 47 |
| Apr 24 | WAKE FOREST      |    | 0.2  | 1  | 2  | 2  | 1  | 0  | 0  | 0  | 1  | 0  | 0  | 0   | 0   | 13-12  | 1-1 | 1  | 3.80 | 22 |
| Apr 30 | BOSTON COLLEG    |    | 3.2  | 2  | 1  | 1  | 1  | 4  | 0  | 0  | 1  | 2  | 0  | 0   | 0   | 11-5   | 2-1 | 1  | 3.62 | 60 |
| Totals |                  | 0  | 27.1 | 17 | 11 | 11 | 18 | 36 | 1  | 0  | 3  | 3  | 0  | 0   | 0   | 106-66 | 2-1 | 1  | 3.62 | -  |

# #47 TONY LINDWEDEL



**Sophomore/C**  
**Career Highs**  
**Hits:** 1 (2x, MR 4/23/22 vs. WF)  
**Runs:** 2 (2/25/22 vs. MC)  
**RBI:** 1 (4/23/22 vs. WF)

**News & Notes**  
• Made his collegiate debut against Marist (2/25/22)

## CAREER SUMMARY

| Year  | avg  | gp-gs | ab | r | h | 2b | 3b | hr | rbi | tb | slg%  | bb | hbp | so | gdp | ob%  | sf | sh | sb-att | po | a | e | fld%  |
|-------|------|-------|----|---|---|----|----|----|-----|----|-------|----|-----|----|-----|------|----|----|--------|----|---|---|-------|
| 2022  | .667 | 6-0   | 3  | 3 | 2 | 1  | 0  | 0  | 1   | 3  | 1.000 | 1  | 0   | 0  | 0   | .750 | 0  | 0  | 0-0    | 12 | 0 | 0 | 1.000 |
| TOTAL | .667 | 6-0   | 3  | 3 | 2 | 1  | 0  | 0  | 1   | 3  | 1.000 | 1  | 0   | 0  | 0   | .750 | 0  | 0  | 0-0    | 12 | 0 | 0 | 1.000 |

## 2022 GAME-BY-GAME

| Date   | Opponent       | Pos  | AB | R | H | RBI | 2B | 3B | HR | BB | SB | CS | HBP | SAC | SF | GDP | K | PO | A | E | Avg   |
|--------|----------------|------|----|---|---|-----|----|----|----|----|----|----|-----|-----|----|-----|---|----|---|---|-------|
| Feb 25 | vs Marist      | ph/c | 1  | 2 | 1 | 0   | 0  | 0  | 0  | 1  | 0  | 0  | 0   | 0   | 0  | 0   | 0 | 3  | 0 | 0 | 1.000 |
| Feb 26 | vs Monmouth-1  | pr/c | 0  | 1 | 0 | 0   | 0  | 0  | 0  | 0  | 0  | 0  | 0   | 0   | 0  | 0   | 0 | 1  | 0 | 0 | 1.000 |
| Mar 15 | VALPARAISO     | c    | 0  | 0 | 0 | 0   | 0  | 0  | 0  | 0  | 0  | 0  | 0   | 0   | 0  | 0   | 0 | 1  | 0 | 0 | 1.000 |
| Mar 29 | NORTHERN ILLIN | ph/c | 1  | 0 | 0 | 0   | 0  | 0  | 0  | 0  | 0  | 0  | 0   | 0   | 0  | 0   | 0 | 4  | 0 | 0 | .500  |
| Apr 20 | PURDUE FORT W  | c    | 0  | 0 | 0 | 0   | 0  | 0  | 0  | 0  | 0  | 0  | 0   | 0   | 0  | 0   | 0 | 2  | 0 | 0 | .500  |
| Apr 23 | WAKE FOREST    | ph/c | 1  | 0 | 1 | 1   | 1  | 0  | 0  | 0  | 0  | 0  | 0   | 0   | 0  | 0   | 0 | 1  | 0 | 0 | .667  |
| Totals |                | ogs  | 3  | 3 | 2 | 1   | 1  | 0  | 0  | 1  | 0  | 0  | 0   | 0   | 0  | 0   | 0 | 12 | 0 | 0 | .667  |

On base pct. .750 • Slugging pct. 1.000



## #50 SAMMY COOPER



**Sophomore/RHP**

**Career Highs**

**IP:** 2.0 (2/25/22 vs MC)

**Strikeouts:** 3 (2/25/22 vs. MC)

**News & Notes**

- Made his collegiate debut against Marist (2/25/22)
- Missed the 2021 season due to injury

### CAREER SUMMARY

| Year  | era   | w-l | app | gs | cg | sho | sv | ip  | h | r | er | bb | so | 2b | 3b | hr | bf | bavg | wp | hbp | bk | sfa | sha |
|-------|-------|-----|-----|----|----|-----|----|-----|---|---|----|----|----|----|----|----|----|------|----|-----|----|-----|-----|
| 2022  | 12.00 | 0-0 | 3   | 0  | 0  | 0/0 | 0  | 3.0 | 4 | 4 | 4  | 3  | 4  | 0  | 0  | 1  | 17 | .286 | 1  | 0   | 0  | 0   | 0   |
| TOTAL | 12.00 | 0-0 | 3   | 0  | 0  | 0/0 | 0  | 3.0 | 4 | 4 | 4  | 3  | 4  | 0  | 0  | 1  | 17 | .286 | 1  | 0   | 0  | 0   | 0   |

### 2022 GAME-BY-GAME

| Date   | Opponent    | GS | IP  | H | R | ER | BB | SO | 2B | 3B | HR | WP | BK | HBP | IBB | Score | W-L | Sv | ERA   | NP |
|--------|-------------|----|-----|---|---|----|----|----|----|----|----|----|----|-----|-----|-------|-----|----|-------|----|
| Feb 25 | vs Marist   |    | 2.0 | 3 | 2 | 2  | 2  | 3  | 0  | 0  | 1  | 0  | 0  | 0   | 0   | 20-2  | 0-0 | 0  | 9.00  | 52 |
| Apr 14 | at Duke     |    | 0.0 | 1 | 2 | 2  | 1  | 0  | 0  | 0  | 0  | 1  | 0  | 0   | 0   | 5-15  | 0-0 | 0  | 18.00 | 12 |
| Apr 23 | WAKE FOREST |    | 1.0 | 0 | 0 | 0  | 0  | 1  | 0  | 0  | 0  | 0  | 0  | 0   | 0   | 21-3  | 0-0 | 0  | 12.00 | 12 |
| Totals |             | 0  | 3.0 | 4 | 4 | 4  | 3  | 4  | 0  | 0  | 1  | 1  | 0  | 0   | 0   | 46-20 | 0-0 | 0  | 12.00 | -  |

## #52 RYAN MCLINSKEY



**Graduate Student/RHP**

**Career Highs**

**IP:** 6.2 (3x, MR 5/7/21 at XU)

**Strikeouts:** 10 (4/30/21 vs. GU)

**News & Notes**

- 2022 Cambria College Classic All-Tournament Team
- Made his Notre Dame debut against Stetson (2/19/22)
- Graduate transfer from Seton Hall

### NOTRE DAME CAREER SUMMARY

| Year         | era         | w-l        | app       | gs       | cg       | sho        | sv       | ip          | h         | r         | er       | bb       | so        | 2b       | 3b       | hr       | bf         | bavg        | wp       | hbp      | bk       | sfa      | sha      |
|--------------|-------------|------------|-----------|----------|----------|------------|----------|-------------|-----------|-----------|----------|----------|-----------|----------|----------|----------|------------|-------------|----------|----------|----------|----------|----------|
| 2022         | 2.42        | 0-1        | 14        | 0        | 0        | 0/2        | 3        | 26.0        | 19        | 10        | 7        | 8        | 39        | 4        | 0        | 2        | 105        | .204        | 6        | 1        | 0        | 0        | 3        |
| <b>TOTAL</b> | <b>2.42</b> | <b>0-1</b> | <b>14</b> | <b>0</b> | <b>0</b> | <b>0/2</b> | <b>3</b> | <b>26.0</b> | <b>19</b> | <b>10</b> | <b>7</b> | <b>8</b> | <b>39</b> | <b>4</b> | <b>0</b> | <b>2</b> | <b>105</b> | <b>.204</b> | <b>6</b> | <b>1</b> | <b>0</b> | <b>0</b> | <b>3</b> |

### 2022 GAME-BY-GAME

| Date          | Opponent          | GS       | IP          | H         | R         | ER       | BB       | SO        | 2B       | 3B       | HR       | WP       | BK       | HBP      | IBB      | Score        | W-L        | Sv       | ERA         | NP       |
|---------------|-------------------|----------|-------------|-----------|-----------|----------|----------|-----------|----------|----------|----------|----------|----------|----------|----------|--------------|------------|----------|-------------|----------|
| Feb 19        | at Stetson        |          | 3.0         | 3         | 2         | 0        | 0        | 6         | 1        | 0        | 0        | 0        | 0        | 0        | 0        | 5-3          | 0-0        | 1        | 0.00        | 38       |
| Feb 26        | vs Monmouth-2     |          | 1.2         | 1         | 0         | 0        | 2        | 4         | 0        | 0        | 0        | 0        | 0        | 0        | 0        | 9-0          | 0-0        | 1        | 0.00        | 32       |
| Mar 05        | vs Michigan State |          | 2.0         | 0         | 0         | 0        | 0        | 4         | 0        | 0        | 0        | 0        | 0        | 0        | 0        | 2-1          | 0-0        | 2        | 0.00        | 23       |
| Mar 11        | at NC State       |          | 3.1         | 1         | 0         | 0        | 1        | 6         | 0        | 0        | 0        | 0        | 0        | 0        | 0        | 8-4          | 0-0        | 2        | 0.00        | 44       |
| Mar 19        | at Louisville     |          | 0.2         | 2         | 2         | 2        | 0        | 1         | 0        | 0        | 0        | 2        | 0        | 0        | 0        | 1-8          | 0-1        | 2        | 1.69        | 12       |
| Mar 20        | at Louisville     |          | 2.0         | 2         | 1         | 1        | 1        | 1         | 1        | 0        | 0        | 0        | 0        | 0        | 0        | 5-7          | 0-1        | 2        | 2.13        | 40       |
| Mar 25        | VIRGINIA TECH     |          | 1.2         | 2         | 1         | 1        | 1        | 2         | 0        | 0        | 1        | 0        | 0        | 0        | 0        | 5-10         | 0-1        | 2        | 2.51        | 35       |
| Apr 01        | at Florida State  |          | 1.2         | 0         | 0         | 0        | 0        | 3         | 0        | 0        | 0        | 0        | 0        | 0        | 0        | 2-0          | 0-1        | 2        | 2.25        | 23       |
| Apr 02        | at Florida State  |          | 1.0         | 2         | 2         | 2        | 1        | 2         | 0        | 0        | 0        | 0        | 0        | 1        | 1        | 5-4          | 0-1        | 2        | 3.18        | 27       |
| Apr 05        | BUTLER            |          | 2.1         | 0         | 0         | 0        | 0        | 4         | 0        | 0        | 0        | 0        | 0        | 0        | 0        | 5-2          | 0-1        | 2        | 2.79        | 40       |
| Apr 08        | CLEMSON           |          | 0.2         | 0         | 0         | 0        | 0        | 0         | 0        | 0        | 0        | 0        | 0        | 0        | 0        | 4-1          | 0-1        | 3        | 2.70        | 2        |
| Apr 09        | CLEMSON           |          | 2.2         | 2         | 0         | 0        | 0        | 3         | 0        | 0        | 0        | 1        | 0        | 0        | 0        | 8-1          | 0-1        | 3        | 2.38        | 33       |
| Apr 14        | at Duke           |          | 1.2         | 2         | 0         | 0        | 1        | 1         | 1        | 0        | 0        | 1        | 0        | 0        | 1        | 5-15         | 0-1        | 3        | 2.22        | 23       |
| Apr 16        | at Duke           |          | 1.2         | 2         | 2         | 1        | 1        | 2         | 1        | 0        | 1        | 2        | 0        | 0        | 1        | 2-6          | 0-1        | 3        | 2.42        | 28       |
| <b>Totals</b> |                   | <b>0</b> | <b>26.0</b> | <b>19</b> | <b>10</b> | <b>7</b> | <b>8</b> | <b>39</b> | <b>4</b> | <b>0</b> | <b>2</b> | <b>6</b> | <b>0</b> | <b>1</b> | <b>3</b> | <b>66-62</b> | <b>0-1</b> | <b>3</b> | <b>2.42</b> | <b>-</b> |

## THE LAST TIME

|  |  |
|--|--|
| PLAYER HIT A GRAND SLAM                              | Jared Miller, May 1, 2022 vs. Boston College (16-10 win)   |
| PLAYER LED OFF A GAME WITH A HR                      | Nick Podkul, April 21, 2017 at #19 Virginia (14-4 loss/game one of DH)                             |
| PLAYER HAD A FIRST INNING HR (NOT LEAD OFF)          | Jack Brannigan, April 5, 2022 vs. Butler (5-2 win)   |
| PLAYER LED OFF AN INNING WITH A HOMER                | Jared Miller, April 10, 2022 vs. Clemson (9-3 win)   |
| PLAYER HIT FOR THE CYCLE                             | Zak Kutsulis, March 11, 2016 at #4 Louisville (4-5; 1B, HR, 3B, RBI 2B)                            |
| PLAYER HIT TWO HOME RUNS IN ONE GAME                 | Jack Zyska, April 25, 2022 vs. Wake Forest (13-12 win)   |
| PLAYER HIT THREE HOME RUNS IN A GAME                 | Jake Shepski, March 24, 2016 at Virginia Tech (5-6, 3 HR, 2B, 3B, 9 RBI, 4 R, 17 TB)               |
| PLAYER HIT AN INSIDE-THE-PARK HOME RUN               | Ryan Cole, May 1, 2022, vs. Boston College   |
| PLAYER HAD 8 AT BATS IN A GAME                       | Frank DeSico & Charlie Markson, May 3, 2013 vs USF (8-2 loss in 19)                                |
| PLAYER SCORED FOUR RUNS IN A GAME                    | Jared Miller, February 28, 2021 at No. 16 Wake Forest (3-5, 4 R, 1 RBI)                            |
| PLAYER SCORED FIVE RUNS IN A GAME                    | Niko Kavadas, June 5, 2021 vs UConn (3-4, 2 HR, 2 BB, 8 RBI, 5 R)                                  |
| PLAYER HAD 4 HITS IN A GAME                          | Jack Brannigan, April 30, 2022 vs. Boston College (4-4, 3 R, 3 RBI)                                |
| PLAYER HAD 5 HITS IN A GAME                          | Jake Johnson, May 16, 2017 vs. Western Michigan (5-5, 2 RBI, R)                                    |
| PLAYER HAD 6 HITS IN A GAME                          | Steve Sollmann, June 1, 2002 vs South Alabama NCAAs (6-7; 25-1 win)                                |
| PLAYER HAD 6 RBI IN A GAME                           | Ryan Cole, June 5, 2021 vs. UConn (26-3 win)   |
| PLAYER HAD 7 RBI IN A GAME                           | Eric Gilgenbach, Feb. 18, 2018 at #9 LSU (11-3 win)  |
| PLAYER HAD 8+ RBI IN A GAME                          | Niko Kavadas, June 5, 2021 vs UConn (3-4, 2 HR, 2 BB, 5 R, 8 RBI)                                  |
| PLAYER HAD 2 GROUND-RULE DOUBLES IN A GAME           | Kyle Fiala, April 28, 2015 vs. Michigan State (9-6 loss in 12)                                     |
| PLAYER HAD 3 DOUBLES IN A GAME                       | Robert Youngdahl, March 14, 2015 at Clemson (11-6 win)   |
| PLAYER HIT 2 TRIPLES IN A GAME                       | Jake Shepski, Apr. 22, 2015 vs Chicago State (3-4, 2 3B, 1 2B, 3 RBI, 2 R in 10-0 win)             |
| PLAYER HIT 3 TRIPLES IN A GAME                       | Bob Roemer, Apr. 15, 1973 vs Xavier (11-3 win)   |
| PLAYER RECORDED 10-14 TOTAL BASES                    | Brooks Coetzee III vs. Manhattan (4-5, 2 HR, 2 1B - 10 TB)   |
| PLAYER RECORDED 15+ TOTAL BASES                      | Jake Shepski, March 24, 2016 at Virginia Tech (5-6, 3 HR, 2B, 3B, 9 RBI, 4 R, 17 TB)               |
| PLAYER WALKED THREE TIMES IN A GAME                  | Jack Brannigan, April 27, 2021 vs. Valpo (8-7 win)   |
| PLAYER WALKED FOUR TIMES IN A GAME                   | Jared Miller, February 26, 2022 vs. Monmouth~1 (2-2, 4 BB, 1 RBI in 16-2 win)                      |
| PLAYER WAS HIT BY A PITCH THREE OR MORE TIMES        | Brett Lilley, Apr. 18, 2008 at West Virginia (0-3, 3 HBP, 2 R, RBI)                                |
| PLAYER STRUCK OUT FIVE OR MORE TIMES IN A GAME       | Ross Brezovsky, June 2, 2006 vs Coll. of Charleston in NCAA Lexington, Ky. Regional (2-8, 6 K)     |
| PLAYER HAD TWO SAC BUNTS IN A GAME                   | Daniel Jung, April 26, 2017 vs. Eastern Michigan (0-2, 2 SAC)                                      |
| PLAYER HAD TWO SAC FLIES IN A GAME                   | Daniel Jung, April 2, 2017 vs. NC State (9-2 loss)   |
| PLAYER STOLE 3 BASES IN A GAME                       | Ryan Cole, May 1, 2022 vs. Boston College (16-10 win)  |
| PLAYER STRANDED 6-9 RUNNERS ON BASE                  | Patrick McDonald, March 21, 2017 vs. Northern Illinois (1-5, 1 RBI, 2 R, 6 LOB)                    |
| PLAYER STRANDED 10 OR MORE RUNNERS ON BASE           | Evan Sharpley, May 19, 2009 vs St. John's (1-6, RBI, 10 LOB)                                       |
| NOTRE DAME STOLE FOUR OR MORE BASES IN A GAME        | 5, May 1, 2022 vs. Boston College (16-10 win)  |
| NOTRE DAME STOLE EIGHT OR MORE BASES IN A GAME       | 14, March 26, 2019 vs. Chicago State (6-3 win)   |
| NOTRE DAME WAS WALKED 10 OR MORE TIMES IN A GAME     | 12, April 12, 2022 vs. Michigan (14-5 win)   |
| NOTRE DAME WAS HIT BY FIVE OR MORE PITCHES IN A GAME | 6, Feb. 19, 2015 vs Incarnate Word (14-1 win)  |
| NOTRE DAME HIT THREE HOMERS IN AN INNING             | 6th inning vs. Boston College (Jared Miller, Ryan Cole, Jack Zyska), May 1, 2022                   |
| NOTRE DAME HIT THREE HOMERS IN A GAME                | vs. Boston College (Jared Miller, Ryan Cole, Jack Zyska), May 1, 2022                              |
| NOTRE DAME HIT FOUR HOMERS IN A GAME                 | vs. Wake Forest (David LaManna, Jack Brannigan, Zack Prajzner, Brady Gumpf); April 23, 2022        |
| NOTRE DAME HIT FIVE HOMERS IN A GAME                 | vs. Central Michigan (Carter Putz (2), Ryan Cole, Brooks Coetzee, Niko Kavadas), June 6, 2021      |
| NOTRE DAME HIT SIX HOMERS IN A GAME                  | vs. UConn (Niko Kavadas (2), Ryan Cole, Carter Putz, Brooks Coetzee & David LaManna), June 5, 2021 |
| NOTRE DAME HIT BACK-TO-BACK HOME RUNS                | Nick Podkul & Matt Vierling, May 15, 2018 (19-10 win over Northwestern)                            |
| NOTRE DAME WON ON A WALK-OFF HIT (NOT HR)            | Carter Putz, April 23, 2022 (13-12 win over Wake Forest, walk-off single)                          |
| NOTRE DAME WON ON A WALK-OFF WILD PITCH              | vs. Akron (Macon, Ga.), Feb. 28, 2015 (5-4 win)  |

## THE LAST TIME

|   |   |
|---|---|
| NOTRE DAME WON ON A WALK-OFF HOME RUN                       | Ryan Cole (3/27/21 vs. No. 6 Louisville; 2-run homer in the 9th; 5-3 win)   |
| NOTRE DAME WON ON A WALK-OFF ERROR                          | vs. Wake Forest, April 1, 2016 (E6 on Throw, 6-5 win)   |
| NOTRE DAME WON ON A WALK-OFF WALK                           | Niko Kavadas, May 11, 2019 (5-4 win over Canisius)  |
| NOTRE DAME WON ON A WALK-OFF BALK                           | Daniel Jung, May 12, 2019 (3-2 win (11) over Canisius)  |
| AN OPPONENT HIT THREE HOME RUNS IN ONE GAME                 | Adam Duvall (at Louisville), Apr. 26, 2009 (4-4, 3 HR, 7 RBI in 13-12 ND win)                                       |
| AN OPPONENT HIT A WALK-OFF HOME RUN                         | Aidan Kane (Delaware), February 20, 2022 in DeLand, Fla. (Solo HR in 9th; DU 5 - ND 4)                              |
| <b>Pitching Categories</b>                                  |   |
| PITCHER THREW A NO-HITTER                                   | Brian Piotrowicz, May 11, 1988 vs Ball State (2-0 win)  |
| PITCHER THREW A PERFECT GAME                                | Never   |
| PITCHER(S) THREW A ONE-HITTER                               | Austin Temple (W, 7 IP, 1 H) & Will Mercer (2 IP, 0 H), March 6, 2022 at Minnesota (3-1 win)                        |
| PITCHER(S) THREW A TWO-HITTER                               | Nick McCarty (9.0 IP, 2 H, 1 R, 0 ER, 1 BB, 6 K) April 8, 2014 at Chicago St. (6-1 win)                             |
| PITCHER(S) THREW A THREE-HITTER                             | M. Hearne (7.0 IP, 3 H, 1 R, 1 ER, 2 BB, 4 SO) & S. Guenther (2.0 IP, 2 SO) May 14, 2016 at #16 UNC (3-1 win)       |
| PITCHER THREW A COMPLETE GAME                               | John Michael Bertrand (9.0 IP, 5 H, 0 R, 0 ER, 1 BB, 6 K, 108 pitches) June 4, 2021 vs. Central Michigan (10-0 win) |
| PITCHER THREW A COMPLETE GAME (9-innings)                   | John Michael Bertrand (9.0 IP, 5 H, 0 R, 0 ER, 1 BB, 6 K, 108 pitches) June 4, 2021 vs. Central Michigan (10-0 win) |
| PITCHER THREW A COMPLETE GAME (10-innings)                  | Adam Norton (10 IP, 12 H, 2 ER, 6 K, 1 BB), May 4, 2013 vs USF (4-3 loss)   |
| PITCHER THREW A HOME COMPLETE GAME                          | John Michael Bertrand (9.0 IP, 5 H, 0 R, 0 ER, 1 BB, 6 K, 108 pitches) June 4, 2021 vs. Central Michigan (10-0 win) |
| PITCHER THREW A HOME COMPLETE GAME (10-innings)             | Adam Norton (10 IP, 12 H, 2 ER, 6 K, 1 BB), May 4, 2013 vs USF (4-3 loss)   |
| PITCHER THREW A ROAD COMPLETE GAME (9-innings)              | John Michael Bertrand (9.0 IP, 2 H, 2 R, 1 ER, 0 BB, 8 K, 95 pitches) May 20, 2021 vs. Virginia Tech (8-2 win)      |
| PITCHER THREW A MIDWEEK COMPLETE GAME                       | Michael Hearne (9.0 IP, 7 H, 0 R, 0 ER, 0 BB, 2 K, 91 pitches) April 19, 2016 at #21 Mich. St. (1-0 win)            |
| PITCHER THREW A MIDWEEK COMPLETE GAME SHUTOUT               | Michael Hearne (9.0 IP, 7 H, 0 R, 0 ER, 0 BB, 2 K, 91 pitches) April 19, 2016 at #21 Mich. St. (1-0 win)            |
| PITCHER THREW 9.0+ INNINGS                                  | Adam Norton (10 IP, 12 H, 2 ER, 6 K, 1 BB), May 4, 2013 vs USF (4-3 loss)   |
| PITCHER THREW A COMPLETE GAME SHUTOUT                       | John Michael Bertrand (9.0 IP, 5 H, 0 R, 0 ER, 1 BB, 6 K, 108 pitches) June 4, 2021 vs. Central Michigan (10-0 win) |
| PITCHER THREW A COMPLETE GAME ACC SHUTOUT                   | Michael Hearne (9.0 IP, 7 H, 0 R, 0 ER, 0 BB, 5 K) April 12, 2014 vs Boston Coll. (@ Chicago St.) (7-0 win)         |
| PITCHER THREW A COMPLETE GAME HOME SHUTOUT                  | John Michael Bertrand (9.0 IP, 5 H, 0 R, 0 ER, 1 BB, 6 K, 108 pitches) June 4, 2021 vs. Central Michigan (10-0 win) |
| PITCHER THREW A COMPLETE GAME ROAD SHUTOUT                  | Michael Hearne (9.0 IP, 7 H, 0 R, 0 ER, 0 BB, 2 K, 91 pitches) April 19, 2016 at #21 Michigan State (1-0 win)       |
| PITCHER THREW BACK-TO-BACK COMPLETE GAMES (9-innings)       | Michael Hearne, April 13, 2016 vs. Valparaiso (3-1 win) & April 19, 2016 at #21 Michigan State (1-0 win)            |
| AN OPPOSING PITCHER NO-HIT NOTRE DAME                       | Mar. 26, 2010 at USF, Randy Fontanez (12K) (4-0 loss)   |
| AN OPPOSING PITCHER THREW A COMPLETE GAME                   | Brian Brown, April 14, 2018, Game One (9.0 IP, 12-2 win for #2 NC State)  |
| PITCHER ALLOWED 12-13 HITS IN A GAME                        | Sean Guenther, March 19, 2016 at #13 NC State, 7.0 IP, 12 H, 4 ER, 5 K  |
| PITCHER ALLOWED 14+ HITS IN A GAME                          | Eric Maust, May 10, 2009 vs USF, 7.1 IP, 14 H, 4 ER, 4 K  |
| PITCHER ALLOWED 10 ER IN A GAME                             | Ryan Richter, Apr. 10, 2010 vs Rutgers, 3.0 IP, 11 H, 10 ER, 2 K  |
| PITCHER ALLOWED 11 ER IN A GAME                             | Cole Johnson, Apr. 17, 2009 vs West Virginia, 5.0 IP, 10 H, 11 ER, 3 K  |
| PITCHER ALLOWED 12 ER IN A GAME                             | David Phelps, May 21, 2008 vs West Virginia, 5.2 IP, 10 H, 12 ER, 3 K   |
| PITCHER WALKED 6 IN A GAME                                  | John Michael Bertrand, March 19, 2022 at Louisville   |
| PITCHER WALKED 7 IN A GAME                                  | Pat Connaughton, Apr. 6, 2014 at #1 Florida State, 5.2 IP, 7 H, 4 ER, 7 BB, 5 K                                     |
| PITCHER WALKED 8 OR MORE IN A GAME                          | Pat Connaughton, May 9, 2014 vs #22 Clemson, 8.0 IP, 3 H, 1 ER, 8 BB, 0 K   |
| PITCHER STRUCK OUT 10-11 BATTERS IN A GAME                  | John Michael Bertrand, Feb. 26, 2022 vs. Monmouth~1 (7.0 IP, 11K)   |
| PITCHER STRUCK OUT 12-14 BATTERS IN A GAME                  | John Michael Bertrand, April 1, 2022 at Florida State (7.2 IP, 12K)   |
| PITCHER STRUCK OUT 15+ BATTERS IN A GAME                    | Aaron Heilman, Apr. 15, 2000 at West Virginia, 10 IP, 2 BB, 18 K  |
| AN OPPOSING STARTING PITCHER PITCHED LESS THAN 1.0 INNING   | North Carolina's Caden O'Brien, May 2, 2021 (0.0 IP, 1 H, 4 R, 4 ER, 3 BB, 19 pitches, No Decision)                 |
| AN OPPOSING PITCHER STRUCK OUT 10 OR MORE BATTERS IN A GAME | Parker Messick - 11, April 1, 2022 at #5 Florida State (2 H, 0 ER, 0 BB, 8.0 IP in 2-0 ND win)                      |
| AN OPPOSING PITCHER STRUCK OUT 15 OR MORE BATTERS IN A GAME | Kyle Hansen - 15 (St. John's-1), Apr. 21, 2011 (6-0 St. John's win)   |
| PITCHER ALLOWED 3 HOME RUNS IN A GAME                       | Will Mercer - 3 vs. Wake Forest, February 27, 2021 (10-8 Wake win)  |
| PITCHER ALLOWED 4 HOME RUNS IN A GAME                       | David Phelps, Apr. 25, 2008 vs St. John's, 6.2 IP, 12 H, 6 ER, 1 K  |

## THE LAST TIME

|   |   |
|---|---|
| PITCHER STARTED SEASON 5-0 OR BETTER                      | John Michael Bertrand, 2022 (6-0)   |
| PITCHER RECORDED 10 WINS IN A SEASON                      | Adam Norton, 2013 (10-5)  |
| PITCHER RECORDED 15 WINS IN A SEASON                      | Aaron Heilman, 2001 (15-0)  |
| PITCHER HIT THREE OR MORE BATTERS IN A GAME               | Nick McCarty, March 29, 2015 vs. Virginia (3 HBP in 6.1 IP)   |
| NOTRE DAME SHUT OUT AN OPPONENT (1 OR MORE PITCHERS)      | April 1, 2022 (2-0 at Florida State (12)) (Bertrand 7.2 IP, McLinskey 1.2 IP, Tyrell 1.0 IP, Rao 1.2 IP)        |
| NOTRE DAME WAS SHUT OUT                                   | April 23, 2021 at Boston College (10-0)   |
| NOTRE DAME WAS SHUT OUT IN CONSECUTIVE GAMES              | March 9-10, 2018 at Miami (3-0, 9-0)  |
| NOTRE DAME WAS SHUT OUT IN THREE STRAIGHT GAMES           | Mar. 2-4, 2012 at Texas State (6-0, 6-0, 5-0)   |
| NOTRE DAME DID NOT WALK A BATTER                          | April 19, 2022 (Jack Brannigan, Roman Kimball and Aidan Tyrell in 5-1 win over Valpo)                           |
| <b>Fielding Categories</b>                                |   |
| PLAYER HAD 20 OR MORE FIELDING CHANCES IN A GAME          | Trey Mancini (22), May 3, 2013 vs USF (8-2 loss, 19)  |
| PLAYER HAD 15 OR MORE PUTOUTS IN A GAME                   | David LaManna (17), April 1, 2022 at #5 Florida State (2-0 win in 12 innings)                                   |
| PLAYER HAD 18 OR MORE PUTOUTS IN A GAME                   | Zak Kutsulis (19), March 21, 2015 vs Louisville (6-4 loss in 18)  |
| PLAYER HAD 10 OR MORE ASSISTS IN A GAME                   | Mick Doyle (10), Apr. 18, 2010 at Seton Hall (7-4 win)  |
| PLAYER COMMITTED THREE ERRORS IN A GAME                   | Lane Richards, Feb. 14, 2015 at Oklahoma (3 errors in 10-9 win)   |
| PLAYER COMMITTED FOUR OR MORE ERRORS IN A GAME            | Tommy Chase, Feb. 19, 2012 vs Purdue (4 errors in 15-8 loss)  |
| NOTRE DAME HAD NO ERRORS IN A SERIES                      | March 19-21, 2021 vs. Duke; March 27-28, 2018 vs. Kent State (2 games)  |
| NOTRE DAME COMMITTED FOUR ERRORS IN A GAME                | June 12, 2021 at Mississippi State (9-8 loss)   |
| NOTRE DAME COMMITTED FIVE ERRORS IN A GAME                | Feb. 23, 2017 at UC Irvine (18-4 loss)  |
| NOTRE DAME COMMITTED SIX ERRORS IN A GAME                 | Feb. 15, 2014 at Florida Atlantic (16-6 loss)   |
| NOTRE DAME COMMITTED SEVEN OR EIGHT ERRORS IN A GAME(7)   | Apr. 5, 2012 at Seton Hall-1 (5-4 loss)   |
| NOTRE DAME COMMITTED NINE OR MORE ERRORS IN A GAME(9)     | Feb. 19, 2012 vs Purdue (15-8 loss)   |
| NOTRE DAME HAD TWO PLAYERS WITH 10 OR MORE PUTOUTS        | Zak Kutsulis (11) & Ryan Lidge (10), April 26, 2015 at Wake Forest (5-4 loss, 11 innings)                       |
| <b>Scoring &amp; Miscellaneous Categories</b>             |   |
| NOTRE DAME RECORDED 20 OR MORE HITS                       | 20, Feb. 25, 2022 vs. Marist (20-2 win)   |
| NOTRE DAME SCORED 20 OR MORE RUNS                         | 21, April 23, 2022 vs. Wake Forest (21-3 win)   |
| NOTRE DAME SCORED 30 OR MORE RUNS                         | 34, May 25, 1900 vs Indiana (34-7 win)  |
| NOTRE DAME SCORED 10 OR MORE RUNS IN AN INNING            | April 24, 2021 at Boston College (12 run 8th inning in 13-9 win)  |
| NOTRE DAME LEFT 15 OR MORE RUNNERS ON BASE                | March 19, 2016 at #13 NC State (17 LOB in 8-4 win in 12 innings)  |
| NOTRE DAME SURRENDERED A NINTH INNING LEAD                | March 25, 2022 vs. Virginia Tech (led 5-4 in the ninth and lost 10-5)   |
| NOTRE DAME SURRENDERED AN EXTRA-INNING LEAD               | March 11, 2016 at #4 Louisville (led 2-1 in 10th & 3-2 in 11th), gave up 1 in 10th & 2 in 11th, 4-3 loss in 11) |
| NOTRE DAME BEAT A RANKED TEAM                             | April 3, 2022 at #5 Florida State (9-7)   |
| NOTRE DAME BEAT A RANKED TEAM ON THE ROAD                 | April 3, 2022 at #5 Florida State (9-7)   |
| NOTRE DAME BEAT A TOP-5 TEAM AT HOME                      | #2 Miami, May 12, 1999 (1-0)  |
| NOTRE DAME WON A SERIES AGAINST A RANKED TEAM             | April 1-3, 2022 at #5 Florida State (2-0 (12), 5-4, 9-7)  |
| NOTRE DAME WON A SERIES AGAINST A RANKED TEAM ON THE ROAD | April 1-3, 2022 at #5 Florida State (2-0 (12), 5-4, 9-7)  |
| NOTRE DAME SWEEP A SERIES AGAINST A RANKED TEAM           | April 1-3, 2022 at #5 Florida State (2-0 (12), 5-4, 9-7)  |
| NOTRE DAME SWEEP A SERIES AGAINST A TOP-10 TEAM           | April 1-3, 2022 at #5 Florida State (2-0 (12), 5-4, 9-7)  |
| NOTRE DAME SWEEP A 3-GAME CONFERENCE SERIES               | April 22-24, 2022 vs. Wake Forest (8-3, 21-3, 13-12)  |
| NOTRE DAME SWEEP A 3-GAME CONFERENCE SERIES (HOME)        | April 22-24, 2022 vs. Wake Forest (8-3, 21-3, 13-12)  |
| NOTRE DAME SWEEP A 3-GAME CONFERENCE SERIES (ROAD)        | April 1-3, 2022 at #5 Florida State (2-0 (12), 5-4, 9-7)  |
| NOTRE DAME SWEEP A 3-GAME NON-CONFERENCE SERIES           | Feb. 28-March 1, 2020 at Presbyterian (13-5, 10-4, 9-0)   |
| NOTRE DAME SWEEP A 3-GAME NON-CONFERENCE SERIES (HOME)    | May 11-12, 2019 vs Canisius (3-0, 5-4, 3-2)   |
| NOTRE DAME SWEEP A 3-GAME NON-CONFERENCE SERIES (ROAD)    | Feb. 28-March 1, 2020 at Presbyterian (13-5, 10-4, 9-0)   |

## THE LAST TIME

|   |   |
|---|---|
| NOTRE DAME SWEPT A 3-GAME NON-CONFERENCE WEEKEND          | March 4-6 (Cambria College Classic) Illinois (W, 6-1), Michigan State (2-1) & Minnesota (3-1)                     |
| NOTRE DAME SWEPT A 4-GAME NON-CONFERENCE WEEKEND          | Feb. 19-22, 2015 (Alamo Irish Classic) Incarnate Word (W, 14-1 & 11-1), Villanova (8-1) & Northwestern (7-3)      |
| NOTRE DAME WAS SWEPT IN A CONFERENCE SERIES               | April 14-16, 2022, at Duke (5-15, 3-4 (11), 2-6)  |
| NOTRE DAME WAS SWEPT IN A 3-GAME CONFERENCE SERIES        | April 14-16, 2022, at Duke (5-15, 3-4 (11), 2-6)  |
| NOTRE DAME WAS SWEPT IN A CONFERENCE SERIES (HOME)        | May 3-5, 2019, vs Louisville (0-2, 1-3, 2-8)  |
| NOTRE DAME WAS SWEPT IN A 3-GAME CONFERENCE SERIES (HOME) | March 18-20, 2022, at Louisville (11-16, 1-8, 5-7)  |
| NOTRE DAME WAS SWEPT IN A 3-GAME NON-CONFERENCE SERIES    | Feb. 15-17, 2019 at Arizona State (1-10, 7-21, 5-16)  |
| NOTRE DAME WAS SWEPT IN 3-GAME NON-CONF. SERIES (HOME)    | Mar. 20-21, 2010 vs Michigan State (0-13, 4-7, 0-3)   |
| NOTRE DAME WAS SWEPT IN A 3-GAME NON-CONF. SERIES (ROAD)  | Feb. 15-17, 2019 at Arizona State (1-10, 7-21, 5-16)  |
| THE IRISH PLAYED EXTRA INNINGS                            | April 15, 2022 at Duke (Lost 4-3 in 11 innings)   |
| THE IRISH PLAYED IN A 0-0 GAME THAT WENT TO EXTRA INNINGS | April 1, 2022 at #5 Florida State (0-0 into the 12th, ND won 2-0 in 12)   |
| THE IRISH PLAYED 14 OR MORE INNINGS                       | April 18, 2015 vs. NC State (4-2 loss in 14)  |
| THE IRISH PLAYED 18 OR MORE INNINGS                       | March 21, 2015 vs. #8 Louisville (6-4 loss in 18)   |
| THE IRISH PLAYED 19 OR MORE INNINGS                       | May 3, 2012 vs USF (8-2 loss in 19)   |
| THE IRISH PLAYED TWO CONSECUTIVE EXTRA-INNING GAMES       | March 19, 2017 at Pitt (won 4-3 in 11 innings and lost 2-1 in 12 innings of doubleheader)                         |
| THE IRISH PLAYED THREE CONSECUTIVE EXTRA-INNING GAMES     | Mar. 13-15, 2001 in Fresno, CA vs Navy (4-4/10) & vs Fresno State (5-4 win/10) & vs Miami (OH) (3-2 win/11)       |
| NOTRE DAME PLAYED A GAME OVER 4 HOURS                     | March 19, 2021 vs. Duke (6-4 win in 13 innings; 4:16)   |
| NOTRE DAME PLAYED A GAME UNDER 2 HOURS                    | April 19, 2022 vs. Valpo (5-1 win in 9 innings and 1:56)  |
| NOTRE DAME PLAYED CONSECUTIVE GAMES UNDER 2 HOURS         | April 3, 2009 vs Villanova (3-1 win in 9 innings; 1:41) & April 4, 2009 vs Villanova (9-3 win in 9 innings; 1:43) |