



NOTRE DAME

BASEBALL

Fighting Irish Media

Matt Paras • mparas1@nd.edu

401-215-5656 (cell)

GAMES NO. 4-7

#2 NOTRE DAME (2-1) VS. MARIST (3-0) @ MONMOUTH (3-1)

SERIES AT-A-GLANCE

Date	Time	Opponent	Location	Probable Starters	TV
Feb. 25	4 p.m. ET	vs. Marist	Fluor Field	LHP Aidan Tyrell (1-0, 0.00 ERA) vs. TBA	Greenville Drive Youtube
Feb. 26	2 p.m. ET	vs. Monmouth	Fluor Field	LHP John Michael Bertrand (1-0, 0.00 ERA) vs. RHP Dan Klepchick (0-0, 0.00 ERA)	Greenville Drive Youtube
Feb. 26	6 p.m. ET	vs. Monmouth	Fluor Field	TBD vs. RHP Reed Interdonato (0-0, 4.50 ERA)	Greenville Drive Youtube
Feb. 27	Noon ET	vs. Marist	Fluor Field	RHP Austin Temple (0-0, 3.60 ERA) vs. TBA	Greenville Drive Youtube

BY THE NUMBERS

.723	Notre Dame went 34-13 (.723) in the 2021 season. It is the highest single-season winning percentage since 2004 when the Irish went 51-12 (.810).
.746	The Irish are 47-16 (.746) since the start of the 2020 season. That winning percentage ranks fourth in the NCAA over the past two seasons.
.982	The Irish finished the 2021 season with a .982 fielding percentage to set a record for highest fielding percentage in a single season in program history. They surpassed the previous record of .979 from the 2015 season.
3	The Irish hit three triples in the season opening win over Manhattan. It is the first time the Irish hit three triples in the same game since April 3, 2016 in a 10-2 win over Wake Forest.
10	10 different players made their Irish debuts over the opening weekend including Caden Aoki, Nick DeMarco, Brady Gumpf, DM Jefferson, Roman Kimball, Ryan McLinskey, Gerry Peacock, Jack Penney, Joey Spence and Austin Temple.
17	The Irish scored 17 runs in the season-opening win over Manhattan. It is the most runs they have scored in a season-opener since 2005 when the Irish defeated Florida A&M 18-3 in Orlando.
40	The Irish pitching staff tallied 40 strikeouts over the course of the opening weekend. It was the most strikeouts by the Irish in the opening weekend in at least 16 years and ranks third in the ACC.
41	After reaching base safely in all three games over the opening week of the season, graduate student outfielder Ryan Cole improved his reached base streak to 41 games dating back to last season.
56	Outfielder Spencer Myers has 56 steals in his Irish career and ranks eighth all-time in program history for most career steals. He trails AJ Pollock by four for seventh place in program history.
2008	The Irish had three-straight games with double-digit strikeouts (14, 14, & 12) for the first time since 2018. In 2018, they had four-straight games of double-digit strikeouts against Youngstown St. (11), Seton Hall (11), Seattle (10) and Miami (11) from March 2-9.

Irish Take On Marist & Monmouth in Greenville

- The Irish will continue the 2022 campaign in Greenville, South Carolina with two games against both Marist and Monmouth.
- It will be the first all-time meeting between the Irish and Red Foxes and just the second all-time meeting between the Irish and the Hawks.
- Marist enters the weekend matchups with a 3-0 record after sweeping the opening weekend series with Norfolk State.
- In 2021, Marist went 18-11 overall and was 17-9 in MAAC play. They fell in the quarterfinals of the conference tournament to Canisius.
- Monmouth is 3-1 this season after defeating Penn State and LIU and going 1-1 against Northeastern in Cary, NC.
- Last season for the Hawks, they went 24-13 overall and 22-10 in MAAC play. They fell in an elimination game in the conference tournament to top-seeded Fairfield.
- The Irish and Hawks previously met on March 5, 2017 in Cary, North Carolina and the Irish won 4-0. Brad Bass struckout nine in seven innings pitched and Daniel Jung hit two home runs in the win.
- Prior to coming to Notre Dame, pitching coach Chuck Ristano spent four years (2007-10) as the pitching coach and recruiting coordinator at Monmouth. He helped the Hawks to Northeast Conference titles and NCAA regional bids in 2007 and 2009

Bats Power Irish to Season-Opening Win over Manhattan

- Notre Dame opened the 2022 season with a bang in the 17-2 win over Manhattan.
- It was the most runs scored in a season opener for the Irish since 2005 when they scored 18 against Florida A&M.
- The Irish tallied three triples in the game, including two in the first inning. It was the first time since April 3, 2016 against Wake Forest that the Irish had three triples in the same game.
- Brooks Coetzee III recorded his first multi-home run game in the win and set a career high with four hits.
- Coetzee III and Jack Brannigan both recorded 4 RBI in the win, the first time two players had 4 or more RBI in the same game since June 5, 2021 against UConn when Niko Kavadas tallied 8 and Ryan Cole had 6.
- The Irish totaled 19 hits in the win, the most since the UConn game when they had 21 during the South Bend Super Regional.



AT A GLANCE

2022 ACC STANDINGS

Atlantic	Overall	ACC
Clemson	4-0	0-0
NC State	4-0	0-0
Wake Forest	4-0	0-0
Florida State	3-1	0-0
Notre Dame	2-1	0-0
Louisville	2-2	0-0
Boston College	1-2	0-0
Coastal	Overall	ACC
Miami	4-0	0-0
North Carolina	4-0	0-0
Virginia	3-0	0-0
Virginia Tech	3-0	0-0
Duke	3-1	0-0
Georgia Tech	3-1	0-0
Pitt	2-2	0-0

IRISH IN THE POLLS

	BA	BW	CP	CB	D1	PG
Preseason	4	9	11	10	13	5
Feb. 22	2	13		6	13	6
Mar. 1						
Mar. 8						
Mar. 15						
Mar. 22						
Mar. 29						
Apr. 5						
Apr. 12						
Apr. 19						
Apr. 26						
May 3						
May 10						
May 17						
May 24						
May 31						
Final						

BA: Baseball America; BW: National Collegiate Baseball Writer's Association; CP: USA Today Coaches Poll; CB: Collegiate Baseball Newspaper; D1: D1Baseball.com; PG: Perfect Game

- LHP Aidan Tyrell got the win and tied a career high with six strikeouts. It was the second-straight start dating back to last season that Tyrell totaled six punchouts.
- Six different players made their Irish debuts in the win including DM Jefferson, Joey Spence, Jack Penney, Brady Gumpf, Nick DeMarco and Gerry Peacock.

Bertrand, McLinskey Too Much for Stetson

- In front of a sellout crowd in the second game of the Hatter Classic, the pitching duo of John Michael Bertrand and Ryan McLinskey shut down the hosts Stetson in the 5-3 Irish win.
- Bertrand picked up right where he left off in 2021 with a quality start to open the season.
- He pitched six innings without allowing an earned run and did not walk anybody.
- Bertrand struck out eight batters, one shy of his career high.
- David LaManna led the Irish at the plate with two hits and two RBI. His two-RBI single in the fourth inning extended the Irish lead.
- Following Bertrand on the mound, graduate transfer Ryan McLinskey made his Irish debut in the seventh inning.
- He pitched the final three innings without allowing an earned run or a walk and struckout six to earn the save.
- The Irish did not walk a batter in the win, the second-straight season the Irish had a game without allowing a walk.

Among the Nation's Best

- Since the start of the 2020, the Irish have been one of the most consistent teams over the past three seasons.
- Notre Dame is 47-16, good for a .746 winning percentage over that period.
- That ranks fourth overall in the NCAA, trailing only Tennessee, Texas and Arkansas.

School	Record Since 2020	Win Pct.
Tennessee	69-20	.775
Texas	68-20	.772
Arkansas	63-19	.768
NOTRE DAME	47-16	.746
Old Dominion	59-20	.746
Fairfield	43-15	.741
San Diego	48-17	.738
Ole Miss	65-24	.730
Mississippi State	64-24	.727
Texas Tech	57-22	.722

- Among ACC teams, the Irish have the best winning percentage over the past two seasons.

School	Record Since 2020	Win Pct.
NOTRE DAME	47-16	.746
NC State	55-22	.714
Miami	49-25	.662
Duke	48-27	.640
Virginia	54-31	.635

Road Warriors

- The Irish have been known to be a tough out under head coach Link Jarrett.
- Notre Dame is a combined 26-7 on the road and have won every regular season road series since Jarrett came to South Bend in 2020.
- In Jarrett's tenure, the Irish have won all seven ACC road series, while also winning non-conference road series against UAB and Presbyterian in the 2020 season.
- The Irish have won seven-straight ACC road series over the past two seasons to set a program record since joining the ACC in 2014.
- It is just the second time in program history that Notre Dame has won seven-straight conference road series.
- The streak ties the mark set by the 1991-93 squads that won seven-consecutive conference series while in the Mid-Western Collegiate Conference.

2022 Team Captains

- Jared Miller, Carter Putz, David LaManna, Aidan Tyrell and John Michael Bertrand were voted captains by their teammates for the upcoming season.
- Miller is a graduate student and is a two-time team captain after being voted a captain ahead of the 2021 season. He played in 138 games heading into the season in his Irish career. Miller set career highs in 2021 in batting average (.257), home runs (4) and RBI (24).
- Putz is a senior that has played in 110 games in his career heading into the season. He played and started all 47 games last season and tied for the team lead with 57 hits and was second on the team in batting average (.305). He earned second team All-ACC accolades after the regular season and was one of six Irish named to the South Bend Regional All-Tournament Team.
- LaManna is a graduate student who has played in 149 games heading into the season. In 2021, he played in 44 games, made 39 starts and set career-best marks with five home runs, 29 RBI and 21 runs scored. LaManna also finished with a career-best fielding percentage of .997 after committing just two errors in 329 chances.
- Tyrell is a senior who has played in 31 games and made nine starts heading into the season. He

AT A GLANCE

2022 The Record When...

Home	0-0
Away	1-0
Neutral	1-1
vs. teams ranked in top 25	0-0
vs. teams ranked in top 10	0-0
vs. teams ranked in top 5	0-0
vs. unranked opponents	2-1
Both teams are ranked	0-0
Neither team is ranked	0-0
ND is ranked higher	2-1
Opponent is ranked higher	0-0
In February	2-1
In March	0-0
In April	0-0
In May	0-0
In June	0-0
Day Games	1-1
Night Games	1-0
Decided by one run	0-1
Decided by two runs or more	2-0
Scoring first	1-1
Opponent scores first	1-0
Leading after six innings	2-0
Leading after seven innings	2-0
Leading after eight innings	2-0
In extra innings	0-0
Scoring 0-2 runs	0-0
Scoring 3-5 runs	1-1
Scoring 6-9 runs	0-0
Scoring 10+ runs	1-0
Allowing 0-2 runs	1-0
Allowing 3-5 runs	1-1
Allowing 6-9 runs	0-0
Allowing 10+ runs	0-0
Coming off a loss	0-0
vs. Atlantic Coast Conference	0-0
vs. non-conference opponent	2-1
In game one of a three-game series	0-0
In game two of a three-game series	0-0
In game three of a three-game series	0-0
In rubber matches	0-0

finished the 2021 season with career-best numbers across the board in ERA (2.70), wins (5), innings pitched (60.0) and strikeouts (43). His two best starts came in the postseason when he set a career high with 8.0 innings pitched in the regional-clinching win over Central Michigan. Then, he tied a career high with six strikeouts to extend the Irish season in the 9-1 win over Mississippi State.

- Bertrand is a graduate student who has played in 50 career games and made 38 starts heading into the season. He set career-highs in innings pitched (92.2), strikeouts (68) and wins (8) during the 2021 campaign. He led the Irish in all three categories and was named first team All-ACC. Heading into this season, Bertrand was named a third team All-American by Perfect Game and NCBWA.

Lethal Lineup is Back for 2022

- Coming off the most successful season in almost 20 years, a strong portion of the 2021 starting lineup returns for the Irish.
- Notre Dame returned eight of the nine every day starters from the 2021 lineup.
- That group accounted for 358 games started (84.6%) out of 423 from 2021.
- Notre Dame also returned four players that started all 47 games last season (Spencer Myers, Zack Prajzner, Jack Brannigan and Carter Putz).
- The production returning from that group included 85.5% of runs scored (284/332), 86.9% of hits (392/451), 75.3% of runs batted in (232/308) and 65.2% of home runs hit (43/66) from the 2021 season.
- Each of the eight returning starters hit at least four home runs in 2021 and five of those eight had six or more.
- Ryan Cole led the returners with a career-high nine home runs from 2021. Heading into the 2022 season, Cole had not hit a home run in his career.
- Spencer Myers and Carter Putz both had a team-high 57 hits in 2021.
- Myers was the leading stolen base returner after swiping 15 bags last season.

Weekend Rotation Returns

- Much like the lineup, the Irish returned all three starting pitchers from the weekend rotation in 2021.
- LHP John Michael Bertrand, LHP Aidan Tyrell and LHP Will Mercer returned 209.1 innings pitched from last season, 17 combined wins and four saves.
- Bertrand led the way for the Irish in 2021 with a team-high 92.2 innings pitched, eight wins and 68 strikeouts to just 22 walks.
- He was named First Team All-ACC following the regular season after he threw the most innings by

an Irish pitcher since 2013.

- Bertrand threw a complete-game shutout in the postseason opener against Central Michigan, the first Irish complete game shutout in the postseason since the 2000 season. Bertrand had three complete games during the 2021 season.
- Heading into 2022, Bertrand was named a Third Team Preseason All-American by Perfect Game and the NCBWA.
- Tyrell tossed the best game of his Irish career in his final start of 2021. He threw 7.1 innings and allowed just one run to keep Notre Dame's season alive in the 9-1 win over Mississippi State in the Starkville Super Regional. He tied a career high with six strikeouts in the win.
- The week prior in the South Bend Regional, he set a career high with 8.0 innings pitched in the 14-2 regional-clinching win over Central Michigan.
- Mercer also had one his best starts of his Irish career in the postseason. He set a career high 7.0 innings pitched in the 26-3 win over UConn in the South Bend Regional.

Transfer Arms Add Wealth of Experience

- Similar to the 2021 season, the Irish bring in a strong stable of graduate transfer pitchers with a wealth of Division I experience.
- The trio of RHP Austin Temple, LHP Matt Lazzaro and RHP Ryan McLinskey combined threw 412.0 innings pitched in collegiate baseball before coming to the Irish.
- Temple began his career at Jacksonville. He threw 132.2 career innings with an 8-7 record with 124 strikeouts to 76 walks in four years with the Dolphins. He was named to the 2021 Preseason ASUN team before missing much of the season due to injury.
- Lazzaro played at Houston last season and beginning his collegiate career with John Michael Bertrand at Furman. He totaled 151.0 innings pitched prior to Notre Dame, four wins and a save to go with 114 strikeouts and 50 walks.
- McLinskey began his collegiate career at Seton Hall. He threw 128.1 career innings with a 7-5 record and one save with 142 strikeouts and 57 walks prior to Notre Dame. He was the Pirates Friday starter last season and ranked sixth in the BIG EAST with a 2.81 ERA.

Season to Remember in 2021

- In Link Jarrett's first full season at the helm of the Irish, they had their most successful season in almost 20 years.
- The Irish scored 19 runs in the series-sweeping win over North Carolina on May 2. It was the most runs they have scored in a conference game since joining the league in 2014.

- Notre Dame claimed its first ACC regular season title since joining the league and first regular season title since 2006.
- The Irish won 25 conference games in 2021 to tie the program record for most conference wins in a single season with the 1990 squad that won 25 games in the Mid-Western Collegiate Conference.
- They hosted a regional at Frank Eck Stadium for the first time since 2004 and won a regional for the first time since 2002.
- In the South Bend Regional, the Irish set a postseason record with 26 runs scored against UConn. It beat the previous postseason record of 25 runs against South Alabama in 2002.
- Niko Kavadas broke the program record for most home runs in a single season during the regional. He finished the season with 22 home runs, surpassing Frank Jacobs record of 20 from 1991.
- The Irish finished the season with a 34-13 (.723) record, their highest winning percentage in a single season since 2004 (.810).

2021 MLB Draft

- Two of the main cogs of the successful 2021 Irish baseball team heard their names called in the 2021 MLB Draft.
- RHP Tanner Kohlhepp was selected by the Detroit Tigers in the fifth round of the draft with the 135th overall pick.
- Kohlhepp was the highest drafted pitcher for the Irish since Peter Solomon was selected in the fourth round by the Astros in 2017.
- Kohlhepp led the Irish in appearances with 23 while finishing second in wins (7), innings pitched (61.1) and strikeouts (65).
- He earned third team All-American honors from D1Baseball following the season, the second year in a row an Irish pitcher earned All-American honors
- Slugger Niko Kavadas was selected by the Boston Red Sox in the 11th round with the 316th overall pick.
- Kavadas set the program record for most home runs in a single season with 22 in 2021.
- Kavadas finished the year with a .767 slugging percentage, which ranks second all-time in program history for a single season. Niko is also tied for second all-time for home runs in a career with 46.
- After the season, Kavadas was named a First Team All-American by D1Baseball, Baseball America and Perfect Game.
- He was the first Irish player to earn multiple first team honors in the same season since Steve Stanley in 2002.

2022 NOTRE DAME BASEBALL GAME NOTES

2022 ROSTER

No.	Name	Pronunciation	Cl.	Pos.	Ht.	Wt.	B/T	Hometown/Previous School
1	Ryan Cole		Gr.	OF	6-0	175	R/R	San Ramon, CA/De La Salle
2	Spencer Myers		Gr.	OF	5-11	170	S/R	Tampa, FL/Berkeley Prep
3	David LaManna	la-MAHN-ah	Gr.	C	5-10	176	R/R	Saddle River, NJ/Bergen Catholic
4	Carter Putz	Like "Klutz"	Sr.	INF	6-0	210	R/R	Belton, MO/Bishop Miege
6	TJ Williams		So.	OF	5-11	185	R/L	Germantown, MD/Georgetown Prep
7	Jack Zyska	ZIS-ka	Sr.	OF	5-11	180	R/R	Berkeley Heights, NJ/Seton Hall Prep
8	Danny Neri	knee-RYE	So.	C	6-1	180	L/R	Macclenny, FL/ Bishop John J. Snyder
9	Jack Brannigan		Jr.	INF/RHP	6-1	190	R/R	Orland Park, IL/Marist
11	Jack Penney		Fr.	INF	6-0	185	L/R	Wakefield, MA/Phillips Academy
12	Connor Hinks	Hinks	So.	INF	6-2	180	L/R	Western Springs, IL/Benet Academy/Virginia
13	Joey Spence		Fr.	C	6-0	195	L/R	West Bend, WI/West Bend East
14	Zack Prajzner	PRIZE-ner	Sr.	INF	6-0	200	R/R	Carlsbad, CA/San Marcos
15	Brock Murtha		So.	INF	6-0	185	R/R	West Sayville, NY/Sayville
16	Jared Miller		Gr.	INF	6-0	188	S/R	Marietta, GA/Pope
17	Aidan Tyrell		Sr.	LHP	6-0	165	L/L	Joliet, IL/Joliet Catholic Academy
18	Nick Juaire	joo-AIR	RS-So.	C/OF	5-8	180	S/R	Farmington, MN/Iowa Western JC (TCU)
19	Casey Kmet	kuh-MET	Jr.	INF	5-10	210	R/R	Arlington Heights, IL/St. Viator
20	Nick DeMarco		Fr.	INF/RHP	5-11	185	R/R	St. Charles, IL/St. Charles North
21	Brady Gumpf	Gump	So.	OF	6-1	195	R/R	South Bend, IN/St. Joseph
23	Austin Temple		Gr.	RHP	6-4	180	R/R	Palm City, FL/Martin County/Jacksonville
24	Jack Findlay	Find-LAY	Fr.	LHP	6-3	200	L/L	Ledgewood, NJ/Roxbury
25	Ryan Lynch		So.	LHP	6-2	200	R/L	Granger, IN/Penn
26	Roman Kimball	kim-BALL	Fr.	RHP	5-11	170	R/R	New Hartford, NY/P27 Academy
27	Gerry Peacock		Jr.	RHP	6-3	200	R/R	Williamstown, NJ/St. Augustine Prep.
28	John Michael Bertrand		Gr.	LHP	6-3	205	L/L	Alpharetta, GA/Furman
29	Liam Simon		Jr.	RHP	6-4	220	R/R	Freehold, NJ/Freehold Twp
30	DM Jefferson		Fr.	OF	6-0	200	L/R	Bethesda, MD/St. Johns College
31	Caden Aoki	ay-OH-kee	Fr.	RHP	6-0	180	R/R	Huntington Beach, CA/Huntington Beach
32	Matt Bedford		So.	RHP	6-1	200	R/R	Staten Island, NY/St. Peter's Boys HS
33	Radek Birkholz	RAH-dik	Fr.	RHP	6-0	200	R/R	Highlands Ranch, CO/Valor Christian
36	Zach Kempe	Kemp	Fr.	RHP	6-1	185	R/R	St. Charles, IL/St. Charles North
37	Matt Lazzaro	La-ZAR-row	Sr.	LHP	6-0	194	R/L	Marietta, GA/Lassiter/Furman/Houston
40	Aidan Krupp		Fr.	RHP	6-3	220	R/R	River Forest, IL/ Oak Park & River Forest
41	Jackson Dennies	DEN-eez	So.	RHP	6-4	240	R/R	River Ridge, LA/Archbishop Rummel
42	Brooks Coetzee III	COAT-zee	Sr.	OF	6-1	210	R/R	Mahomet, IL/Mahomet-Seymour
43	Will Mercer		Sr.	LHP	6-1	195	L/L	Houston, TX/Strake Jesuit Prep
45	Alex Rao	RAY-oh	Sr.	RHP	6-4	230	R/R	Hope Sound, FL/Oxbridge Academy
47	Tony Lindwedel	LIND-wed-uhl	So.	C	5-11	185	R/R	St. Louis, MO/St. Louis University HS
49	Ricky Reeth		Fr.	RHP	6-2	190	L/R	Windermere, FL/West Orange
50	Sammy Cooper		So.	RHP	5-11	190	R/R	Lees Summit, MO/Lees Summit West
52	Ryan McLinskey	mick-LIN-ski	Gr.	RHP	6-1	195	R/R	Pearl Riv, NY/Don Bosco Prep/Seton Hall

Head Coach - 5 Link Jarret (Florida State '94)

Assistant Coach - 24 Rich Wallace (UCF '03)

Assistant Coach - 34 Chuck Ristano (Sacred Heart '04)

Assistant Coach - 10 Brad Vanderglas (Northern Kentucky '13)

2022 SCHEDULE

2-1 Overall | 0-0 Home | 1-0 Away | 1-1 Neutral | 0-0 ACC

Date	Time	Opponent	Location	TV	Results	Decision	Attendance
Feb. 18	7 p.m.	Manhattan	DeLand, FL		W, 17-2	W: Tyrell (1-0)	671
Feb. 19	4 p.m.	Stetson	DeLand, FL		W, 5-3	W: Bertrand (1-0) SV: McLinskey (1)	1,424
Feb. 20	9 a.m.	Delaware	DeLand, FL		L, 4-5	L: Aoki (0-1)	650
Feb. 25	4 p.m.	Marist	Greenville, SC	Greenville Drive Youtube			
Feb. 26	2 p.m.	Monmouth	Greenville, SC	Greenville Drive Youtube			
Feb. 26	6 p.m.	Monmouth	Greenville, SC	Greenville Drive Youtube			
Feb. 27	Noon	Marist	Greenville, SC	Greenville Drive Youtube			
Mar. 4	4 p.m.	Illinois	Minneapolis, MN				
Mar. 5	Noon	Michigan State	Minneapolis, MN				
Mar. 6	7 p.m.	Minnesota	Minneapolis, MN				
Mar. 8	4 p.m.	Elon	Elon, NC	FloBaseball			
Mar. 11	6 p.m.	NC State*	Raleigh, NC	ACC Network			
Mar. 12	2 p.m.	NC State*	Raleigh, NC	ACCNX			
Mar. 13	1 p.m.	NC State*	Raleigh, NC	ACCNX			
Mar. 15	4 p.m.	Valpo	South Bend, IN	ACCNX			
Mar. 18	7 p.m.	Louisville*	Louisville, KY	ACC Network			
Mar. 19	1 p.m.	Louisville*	Louisville, KY	ACCNX			
Mar. 20	1 p.m.	Louisville*	Louisville, KY	ACCNX			
Mar. 22	4 p.m.	Northwestern	South Bend, IN	ACC Network			
Mar. 25	4 p.m.	Virginia Tech*	South Bend, IN	ACCNX			
Mar. 26	2 p.m.	Virginia Tech*	South Bend, IN	ACCNX			
Mar. 27	Noon	Virginia Tech*	South Bend, IN	ESPN2			
Mar. 29	5 p.m.	Northern Illinois	South Bend, IN	ACCNX			
Apr. 1	7 p.m.	Florida State*	Tallahassee, FL	ACCNX			
Apr. 2	2 p.m.	Florida State*	Tallahassee, FL	ACCNX			
Apr. 3	1 p.m.	Florida State*	Tallahassee, FL	ACCNX			
Apr. 5	5 p.m.	Butler	South Bend, IN	ACCNX			
Apr. 8	5 p.m.	Clemson*	South Bend, IN	ACCNX			
Apr. 9	2 p.m.	Clemson*	South Bend, IN	ACCNX			
Apr. 10	1 p.m.	Clemson*	South Bend, IN	ACCNX			
Apr. 12	6:30 p.m.	Michigan	South Bend, IN	ACCNX			
Apr. 14	6 p.m.	Duke*	Durham, NC	ACCNX			
Apr. 15	6 p.m.	Duke*	Durham, NC	ACCNX			
Apr. 16	1 p.m.	Duke*	Durham, NC	ACCNX			
Apr. 19	5 p.m.	Valpo	South Bend, IN	ACCNX			
Apr. 20	5 p.m.	Purdue Fort Wayne	South Bend, IN	ACCNX			
Apr. 22	5 p.m.	Wake Forest*	South Bend, IN	ACCNX			
Apr. 23	2 p.m.	Wake Forest*	South Bend, IN	ACCNX			
Apr. 24	1 p.m.	Wake Forest*	South Bend, IN	ACCNX			
Apr. 26	6:35 p.m.	Michigan State	Detroit, MI				
Apr. 29	5 p.m.	Boston College*	South Bend, IN	ACCNX			
Apr. 30	1 p.m.	Boston College*	South Bend, IN	ACC Network			
May 1	1 p.m.	Boston College*	South Bend, IN	ACCNX			
May 6	5 p.m.	William & Mary	Williamsburg, VA				
May 7	1 p.m.	William & Mary	Williamsburg, VA				
May 7	5 p.m.	William & Mary	Williamsburg, VA				
May 10	6 p.m.	Michigan State	South Bend, IN	ACC Network			
May 13	6 p.m.	Pitt*	South Bend, IN	ACCNX			
May 14	4 p.m.	Pitt*	South Bend, IN	ACC Network			
May 15	Noon	Pitt*	South Bend, IN	ACC Network			
May 17	4 p.m.	Northwestern	Evanston, IL				
May 19	7 p.m.	Miami*	Coral Gables, FL	ACCNX			
May 20	7 p.m.	Miami*	Coral Gables, FL	ACCNX			
May 21	1 p.m.	Miami*	Coral Gables, FL	ACCNX			
May 23-28	TBA	ACC Championships	Charlotte, NC				
Jun. 3-5	TBA	NCAA Regionals	TBA				
Jun. 10-12	TBA	NCAA Super Regionals	TBA				
Jun. 16-27	TBA	College World Series	Omaha, NE				

*Conference Game

All games are listed in Eastern Time

Home Games in Bold (Frank Eck Stadium)

2022 OVERALL STATISTICS



2022 Notre Dame Baseball
Overall Statistics for Notre Dame (as of Feb 20, 2022)
(All games Sorted by Batting avg)

Record: 2-1 Home: 0-0 Away: 1-0 Neutral: 1-1 ACC: 0-0

Player	avg	gp-gs	ab	r	h	2b	3b	hr	rbi	tb	slg%	bb	hp	so	gdp	ob%	sf	sh	sb-att	po	a	e	fld%
3 David LaManna	.667	2-2	6	1	4	0	0	0	2	4	.667	0	0	1	0	.667	0	0	1-2	17	5	0	1.000
42 Brooks Coetzee	.417	3-3	12	3	5	0	0	2	4	11	.917	1	0	4	0	.462	0	0	0-0	1	1	0	1.000
4 Carter Putz	.364	3-3	11	4	4	0	1	0	2	6	.545	1	0	1	0	.417	0	0	0-0	23	2	0	1.000
14 Zack Prajzner	.364	3-3	11	4	4	1	0	0	1	5	.455	1	0	1	0	.417	0	0	1-1	3	6	0	1.000
1 Ryan Cole	.300	3-3	10	3	3	0	0	0	1	3	.300	2	0	1	0	.417	0	0	2-2	0	0	0	.000
9 Jack Brannigan	.273	3-3	11	3	3	1	1	0	5	6	.545	1	0	1	0	.333	0	0	2-2	0	5	1	.833
16 Jared Miller	.250	3-3	8	2	2	0	0	0	2	2	.250	1	1	1	0	.364	1	0	0-1	9	5	0	1.000
30 DM Jefferson	.154	3-3	13	2	2	0	0	0	2	2	.154	1	0	2	0	.214	0	0	0-0	0	0	0	.000
2 Spencer Myers	.111	3-3	9	1	1	0	1	0	1	3	.333	2	0	1	0	.273	0	1	0-0	2	0	0	1.000
8 Danny Neri	.000	2-1	3	1	0	0	0	0	1	0	.000	0	1	1	0	.200	1	0	0-0	17	3	0	1.000

7 Jack Zyska	1.000	1-0	2	2	2	1	0	1	1	6	3.000	0	0	0	0	1.000	0	0	0-0	0	0	0	.000
13 Joey Spence	1.000	1-0	1	0	1	1	0	0	1	2	2.000	1	0	0	0	1.000	0	0	0-0	4	1	0	1.000
6 TJ Williams	.000	1-0	3	0	0	0	0	0	0	0	.000	0	0	2	0	.000	0	0	0-0	0	0	0	.000
20 Nick DeMarco	.000	1-0	2	0	0	0	0	0	0	0	.000	0	0	0	0	.000	0	0	0-0	1	0	0	1.000
21 Brady Gumpf	.000	1-0	1	0	0	0	0	0	0	0	.000	0	0	1	0	.000	0	0	0-0	0	0	0	.000
11 Jack Penney	.000	1-0	1	0	0	0	0	0	1	0	.000	1	0	0	0	.333	1	0	0-0	0	0	0	.000
19 Casey Kmet	.000	1-0	1	0	0	0	0	0	0	0	.000	0	0	0	0	.000	0	0	0-0	0	1	0	1.000
Totals	.295	3	105	26	31	4	3	3	24	50	.476	12	2	17	0	.369	3	1	6-8	79	38	1	.992
Opponents	.215	3	93	10	20	2	0	1	8	25	.269	10	2	40	3	.305	0	0	2-4	78	37	8	.935

LOB - Team (19), Opp (16). DPs turned - Team (3), Opp (1). Picked off - J Brannigan 1, S Myers 1.

(All games Sorted by Earned run avg)

Player	era	w-l	app	gs	cg	sho	sv	ip	h	r	er	bb	so	2b	3b	hr	b/avg	wp	hp	bk	sfa	sha	
28 John M Bertrand	0.00	1-0	1	1	0	0/0	0	6.0	5	1	0	0	8	0	0	0	.238	0	0	0	0	0	
17 Aidan Tyrell	0.00	1-0	1	1	0	0/0	0	4.0	3	0	0	2	6	0	0	0	.231	0	0	0	0	0	
29 Liam Simon	0.00	0-0	1	0	0	0/0	0	3.0	0	0	0	2	5	0	0	0	.000	0	1	0	0	0	
52 Ryan McLinskey	0.00	0-0	1	0	0	0/0	1	3.0	3	2	0	0	6	1	0	0	.231	0	0	0	0	0	
31 Caden Aoki	2.70	0-1	1	0	0	0/0	0	3.1	2	1	1	1	3	0	0	1	.167	0	0	0	0	0	
23 Austin Temple	3.60	0-0	1	1	0	0/0	0	5.0	5	2	2	0	9	0	0	0	.263	0	0	0	0	0	

41 Jackson Dennies	0.00	0-0	1	0	0	0/0	0	1.0	0	0	0	0	1	0	0	0	.000	0	0	0	0	0	
27 Gerry Peacock	18.00	0-0	1	0	0	0/0	0	1.0	2	2	2	4	2	1	0	0	.500	1	0	0	0	0	
26 Roman Kimball	99.00	0-0	1	0	0	0/0	0	0.0	0	2	2	1	0	0	0	0		0	1	0	0	0	
Totals	2.39	2-1	3	3	0	0/0	1	26.1	20	10	7	10	40	2	0	1	.215	1	2	0	0	0	
Opponents	8.31	1-2	3	3	0	0/0	0	26.0	31	26	24	12	17	4	3	3	.295	3	2	1	3	1	

PB - Team (2), D LaManna 2. Pickoffs - Team (1), J Bertrand 1, Opp (2). SBA/ATT - D LaManna (1-3), J Bertrand (1-2), A Tyrell (0-1), D Neri (1-1), A Temple (1-1).

2022 FIELDING STATISTICS

2022 Notre Dame Baseball
Overall Statistics for Notre Dame (as of Feb 20, 2022)
(All games Sorted by Fielding pct)

Player	c	po	a	e	fld%	dp	sba	csb	sba%	pb	ci
4 Carter Putz	25	23	2	0	1.000	2	0	0	---	0	0
3 David LaManna	22	17	5	0	1.000	0	1	2	.333	2	0
8 Danny Neri	20	17	3	0	1.000	0	1	0	1.000	0	0
16 Jared Miller	14	9	5	0	1.000	2	0	0	---	0	0
14 Zack Prajzner	9	3	6	0	1.000	3	0	0	---	0	0
28 John M Bertrand	5	1	4	0	1.000	0	1	1	.500	0	0
13 Joey Spence	5	4	1	0	1.000	1	0	0	---	0	0
2 Spencer Myers	2	2	0	0	1.000	0	0	0	---	0	0
31 Caden Aoki	2	0	2	0	1.000	0	0	0	---	0	0
17 Aidan Tyrell	2	0	2	0	1.000	0	0	1	.000	0	0
42 Brooks Coetzee	2	1	1	0	1.000	0	0	0	---	0	0
29 Liam Simon	1	1	0	0	1.000	1	0	0	---	0	0
19 Casey Kmet	1	0	1	0	1.000	0	0	0	---	0	0
20 Nick DeMarco	1	1	0	0	1.000	0	0	0	---	0	0
52 Ryan McLinskey	1	0	1	0	1.000	0	0	0	---	0	0
9 Jack Brannigan	6	0	5	1	.833	0	0	0	---	0	0
21 Brady Gumpf	0	0	0	0	.000	0	0	0	---	0	0
30 DM Jefferson	0	0	0	0	.000	0	0	0	---	0	0
11 Jack Penney	0	0	0	0	.000	0	0	0	---	0	0
6 TJ Williams	0	0	0	0	.000	0	0	0	---	0	0
7 Jack Zyska	0	0	0	0	.000	0	0	0	---	0	0
23 Austin Temple	0	0	0	0	.000	0	1	0	1.000	0	0
27 Gerry Peacock	0	0	0	0	.000	0	0	0	---	0	0
26 Roman Kimball	0	0	0	0	.000	0	0	0	---	0	0
1 Ryan Cole	0	0	0	0	.000	0	0	0	---	0	0
41 Jackson Dennies	0	0	0	0	.000	0	0	0	---	0	0
Totals	118	79	38	1	.992	3	2	2	.500	2	0
Opponents	123	78	37	8	.935	1	6	2	.750	0	0

2022 MISCELLANEOUS STATISTICS

Score by innings	1	2	3	4	5	6	7	8	9	Total
Notre Dame	2	1	6	11	1	4	0	1	0	26
Opponents	1	0	0	0	2	2	0	0	5	10

Multiple Hit Games	2	3	4	5+	Total	Multiple RBI Games	2	3	4	5+	Total
4 Carter Putz	2	-	-	-	2	3 David LaManna	1	-	-	-	1
3 David LaManna	2	-	-	-	2	9 Jack Brannigan	-	-	1	-	1
1 Ryan Cole	1	-	-	-	1	30 DM Jefferson	1	-	-	-	1
7 Jack Zyska	1	-	-	-	1	4 Carter Putz	1	-	-	-	1
42 Brooks Coetzee	-	-	1	-	1	16 Jared Miller	1	-	-	-	1
30 DM Jefferson	1	-	-	-	1	42 Brooks Coetzee	-	-	1	-	1
9 Jack Brannigan	1	-	-	-	1	TEAM	4	0	2	0	6
14 Zack Prajzner	1	-	-	-	1						
TEAM	9	0	1	0	10						

Hitting Streaks	Longest	Current	Reached Base Streaks	Longest	Current
14 Zack Prajzner	3	3	42 Brooks Coetzee	3	3
1 Ryan Cole	2	2	16 Jared Miller	3	3
3 David LaManna	2	2	1 Ryan Cole	3	3
42 Brooks Coetzee	2	-	14 Zack Prajzner	3	3
2 Spencer Myers	1	-	3 David LaManna	2	2
7 Jack Zyska	1	1	2 Spencer Myers	2	-
16 Jared Miller	1	1	13 Joey Spence	1	1
4 Carter Putz	1	1	30 DM Jefferson	1	-
30 DM Jefferson	1	-	4 Carter Putz	1	1
9 Jack Brannigan	1	1	11 Jack Penney	1	1
13 Joey Spence	1	1	7 Jack Zyska	1	1
			8 Danny Neri	1	-
			9 Jack Brannigan	1	1

IRISH IN THE PROS

Player	Team	League	Notes
Brandon Bielak	Houston Astros	MLB	Made his MLB debut with the Astros on July 27, 2020
Cavan Biggio	Toronto Blue Jays	MLB	Made his MLB debut in 2019
Sean Guenther	Miami Marlins	MLB	Made his MLB debut with the Marlins on Aug. 4, 2021
Trey Mancini	Baltimore Orioles	MLB	Returned this season after missing the 2020 season due to cancer treatments
David Phelps	Toronto Blue Jays	MLB	
A.J. Pollock	Los Angeles Dodgers	MLB	Was the first Irish player to win a World Series since 2008 (Brad Lidge)
Peter Solomon	Houston Astros	MLB	Made his major league debut on April 18, 2021
Matt Vierling	Philadelphia Phillies	MLB	Made his MLB debut with the Phillies on June 19, 2021
Joe Hudson	Free Agent		Made his MLB debut with the Angels on Sept. 8, 2018
Cole Daily	Harrisburg Senators	AA (WSH)	Drafted by Washington in the 22nd round of the 2018 MLB Draft
Torii Hunter Jr.	Rocket City Trash Pandas	AA (LAA)	
Nick Podkul	New Hampshire Fisher Cats	AA (TOR)	Drafted by Toronto in the seventh round of the 2018 MLB Draft
Shane Combs	South Bend Cubs	High A (CHC)	Drafted in the 31st round of the 2019 MLB Draft
Cameron Junker	Greensboro Grasshoppers	High A (PIT)	Drafted in the 10th round of the 2019 MLB Draft
Joe Boyle	Daytona Tortugas	Low A (CIN)	Drafted by Cincinnati in the fifth round of the 2020 MLB Draft
Niko Kavadas	Salem Red Sox	Low A (Bos)	Drafted by Boston in the 11th round of the 2021 MLB Draft
Tanner Kohlhepp	Detroit Organization	TBA	Drafted by Detroit in the fifth round of the 2021 MLB Draft

#1 RYAN COLE



Graduate Student/OF

Career Highs
Hits: 3 (4x, MR 6/14/21 vs. MSU)
Runs: 3 (4x, MR 6/14/21 vs. MSU)
HR: 1 (9x, MR 6/14/21 at MSU)
RBI: 6 (6/5/21 vs. UC)
SB: 2 (3x, MR 3/23/21 vs. VALPO)

News & Notes

- 2022 Perfect Game Preseason All-ACC Team

CAREER SUMMARY

Year	avg	gp-gs	ab	r	h	2b	3b	hr	rbi	tb	slg%	bb	hbp	so	gdp	ob%	sf	sh	sb-att	po	a	e	fld%
2018	.179	27-7	28	8	5	1	1	0	4	8	.286	4	5	8	0	.378	0	1	2-4	18	1	0	1.000
2019	.194	41-14	72	10	14	2	1	0	4	18	.250	13	0	21	1	.318	0	1	8-10	23	1	2	.923
2020	.250	10-5	24	5	6	2	0	0	1	8	.333	1	0	7	0	.280	0	0	2-2	15	0	1	.938
2021	.336	47-38	152	44	51	9	1	9	34	89	.586	22	12	34	0	.455	1	2	7-9	69	3	0	1.000
2022	.300	3-3	10	3	3	0	0	0	1	3	.300	2	0	1	0	.417	0	0	2-2	0	0	0	.000
TOTAL	.276	128-67	286	70	79	14	3	9	44	126	.441	42	17	71	1	.399	1	4	21-27	125	5	3	.977

2022 GAME-BY-GAME

Date	Opponent	Pos	AB	R	H	RBI	2B	3B	HR	BB	SB	CS	HBP	SAC	SF	GDP	K	PO	A	E	Avg
Feb 18	vs Manhattan	*of	2	2	0	0	0	0	0	2	1	0	0	0	0	0	1	0	0	0	.000
Feb 19	at Stetson	*of	4	0	2	1	0	0	0	0	0	0	0	0	0	0	0	0	0	0	.333
Feb 20	vs Delaware	*of	4	1	1	0	0	0	0	0	1	0	0	0	0	0	0	0	0	0	.300
Totals		3gs	10	3	3	1	0	0	0	2	2	0	0	0	0	0	1	0	0	0	.300

On base pct. .417 • Slugging pct. .300

2022 NOTRE DAME BASEBALL GAME NOTES

#2 SPENCER MYERS



Graduate Student/OF

Career Highs

Hits: 3 (13x, MR 6/14/21 vs. CMU)

Runs: 4 (2x, 3/23/19 vs. FSU-2)

HR: 1 (2x, MR 4/5/22 at Pitt)

RBI: 3 (3x, 2/22/20 vs. UT)

SB: 6 (3/1/20 at PC)

News & Notes

CAREER SUMMARY

Year	avg	gp-gs	ab	r	h	2b	3b	hr	rbi	tb	slg%	bb	hbp	so	gdp	ob%	sf	sh	sb-att	po	a	e	fld%
2018	.239	39-23	88	19	21	2	0	0	7	23	.261	11	1	19	1	.330	0	2	4-5	63	1	0	1.000
2019	.294	54-53	211	48	62	5	0	1	16	70	.332	30	1	36	3	.383	1	6	22-25	124	1	2	.984
2020	.431	12-12	58	14	25	2	0	0	8	27	.466	7	0	5	0	.492	0	0	15-18	31	0	0	1.000
2021	.295	47-47	193	41	57	11	0	1	15	71	.368	21	3	36	4	.370	2	5	15-19	103	1	0	1.000
2022	.111	3-3	9	1	1	0	1	0	1	3	.333	2	0	1	0	.273	0	1	0-0	2	0	0	1.000
TOTAL	.297	155-138	559	123	166	20	1	2	47	194	.347	71	5	97	8	.379	3	14	56-67	323	3	2	.994

2022 GAME-BY-GAME

Date	Opponent	Pos	AB	R	H	RBI	2B	3B	HR	BB	SB	CS	HBP	SAC	SF	GDP	K	PO	A	E	Avg	
Feb 18	vs Manhattan	*of	2	1	1	0	0	1	0	1	0	0	0	0	0	0	0	0	0	0	0	.500
Feb 19	at Stetson	*of	3	0	0	1	0	0	0	1	0	0	0	1	0	0	1	0	0	0	0	.200
Feb 20	vs Delaware	*of	4	0	0	0	0	0	0	0	0	0	0	0	0	0	0	2	0	0	0	.111
Totals		3gs	9	1	1	1	0	1	0	2	0	0	0	1	0	0	1	2	0	0	0	.111

On base pct. .273 • Slugging pct. .333

2022 NOTRE DAME BASEBALL GAME NOTES

#3 DAVID LAMANNA



Graduate Student/C

Career Highs

Hits: 4 (5/2/21 vs. UNC)

Runs: 4 (3/8/20 at UNC)

HR: 1 (6x, MR at MSU 6/13/21)

RBI: 4 (5/2/21 vs. UNC)

SB: 1 (9x, MR 2/19/22 at SU)

News & Notes

- 2022 Team Captain

CAREER SUMMARY

Year	avg	gp-gs	ab	r	h	2b	3b	hr	rbi	tb	slg%	bb	hbp	so	gdp	ob%	sf	sh	sb-att	po	a	e	fld%
2018	.234	52-46	167	16	39	5	0	1	16	47	.281	7	3	29	6	.274	2	3	1-4	280	47	10	.970
2019	.272	42-33	114	10	31	6	0	0	12	37	.325	20	2	21	2	.387	1	4	3-3	265	38	4	.987
2020	.303	11-10	33	11	10	4	0	0	7	14	.424	9	1	3	0	.465	0	1	2-2	90	12	0	1.000
2021	.234	44-39	145	24	34	7	1	5	29	58	.400	18	4	23	2	.333	1	1	2-3	296	31	2	.994
2022	.667	2-2	6	1	4	0	0	0	2	4	.667	0	0	1	0	.667	0	0	1-2	17	5	0	1.000
TOTAL	.254	151-130	465	62	118	22	1	6	66	160	.344	54	10	77	10	.341	4	9	9-14	948	133	16	.985

2022 GAME-BY-GAME

Date	Opponent	Pos	AB	R	H	RBI	2B	3B	HR	BB	SB	CS	HBP	SAC	SF	GDP	K	PO	A	E	Avg
Feb 18	vs Manhattan	*c	2	0	2	0	0	0	0	0	0	1	0	0	0	0	0	6	1	0	1.000
Feb 19	at Stetson	*c	4	1	2	2	0	0	0	0	1	0	0	0	0	0	1	11	4	0	.667
Totals		2gs	6	1	4	2	0	0	0	0	1	1	0	0	0	0	1	17	5	0	.667

On base pct. .667 • Slugging pct. .667

#4 CARTER PUTZ



Senior/INF

Career Highs

Hits: 4 (4/13/21 vs. CMU)

Runs: 3 (7x, MR 2/18/22 vs. MC)

HR: 2 (6/6/21 vs. CMU)

RBI: 5 (6/6/21 vs. CMU)

News & Notes

- 2022 Team Captain
- Tied a career high with three runs against Manhattan (2/18/22)

CAREER SUMMARY

Year	avg	gp-gs	ab	r	h	2b	3b	hr	rbi	tb	slg%	bb	hbp	so	gdp	ob%	sf	sh	sb-att	po	a	e	fld%
2019	.264	52-47	174	27	46	8	1	1	19	59	.339	19	1	41	4	.335	3	6	5-6	21	15	2	.947
2020	.316	11-10	38	11	12	2	1	1	10	19	.500	13	1	7	0	.481	2	0	3-4	0	0	0	.000
2021	.305	47-47	187	40	57	11	3	6	45	92	.492	17	5	32	3	.369	5	1	3-3	0	0	0	.000
2022	.364	3-3	11	4	4	0	1	0	2	6	.545	1	0	1	0	.417	0	0	0-0	23	2	0	1.000
TOTAL	.290	113-107	410	82	119	21	6	8	76	176	.429	50	7	81	7	.369	10	7	11-13	44	17	2	.968

2022 GAME-BY-GAME

Date	Opponent	Pos	AB	R	H	RBI	2B	3B	HR	BB	SB	CS	HBP	SAC	SF	GDP	K	PO	A	E	Avg
Feb 18	vs Manhattan	*1b	3	3	2	0	0	1	0	1	0	0	0	0	0	0	0	4	0	0	.667
Feb 19	at Stetson	*1b	4	0	0	0	0	0	0	0	0	0	0	0	0	0	1	11	1	0	.286
Feb 20	vs Delaware	*1b	4	1	2	2	0	0	0	0	0	0	0	0	0	0	0	8	1	0	.364
Totals		3gs	11	4	4	2	0	1	0	1	0	0	0	0	0	0	1	23	2	0	.364

On base pct. .417 • Slugging pct. .545

#6 TJ WILLIAMS



Sophomore/OF

Career Highs
Hits: 1 (2x, MR 6/6/21 vs. CMU)
Runs: 2 (6/5/21 vs. UC)
HR: --
RBI: 2 (6/5/21 vs. UC)
SB: --

News & Notes

.

CAREER SUMMARY

Year	avg	gp-gs	ab	r	h	2b	3b	hr	rbi	tb	slg%	bb	hbp	so	gdp	ob%	sf	sh	sb-att	po	a	e	fld%
2021	.333	12-0	6	7	2	0	0	0	3	2	.333	3	0	3	0	.556	0	0	0-0	4	0	1	.800
2022	.000	1-0	3	0	0	0	0	0	0	0	.000	0	0	2	0	.000	0	0	0-0	0	0	0	.000
TOTAL	.222	13-0	9	7	2	0	0	0	3	2	.222	3	0	5	0	.417	0	0	0-0	4	0	1	.800

2022 GAME-BY-GAME

Date	Opponent	Pos	AB	R	H	RBI	2B	3B	HR	BB	SB	CS	HBP	SAC	SF	GDP	K	PO	A	E	Avg
Feb 18	vs Manhattan	ph/of	3	0	0	0	0	0	0	0	0	0	0	0	0	0	2	0	0	0	.000
Totals		0gs	3	0	0	0	0	0	0	0	0	0	0	0	0	0	2	0	0	0	.000

On base pct. .000 • Slugging pct. .000

#7 JACK ZYSKA



Senior/OF

Career Highs
Hits: 3 (4/6/19 vs. UVA-1)
Runs: 3 (5/14/19 at NU)
HR: 1 (5x, MR 2/18/22 vs. MU)
RBI: 4 (4/16/19 vs. NU)

News & Notes

-

CAREER SUMMARY

Year	avg	gp-gs	ab	r	h	2b	3b	hr	rbi	tb	slg%	bb	hbp	so	gdp	ob%	sf	sh	sb-att	po	a	e	fld%
2019	.211	44-30	114	15	24	6	1	2	21	38	.333	12	1	26	2	.285	3	3	2-3	38	0	3	.927
2020	.238	7-5	21	3	5	1	0	2	5	12	.571	1	1	1	0	.304	0	0	0-0	4	0	0	1.000
2021	.189	20-11	37	4	7	1	0	0	0	8	.216	8	0	14	0	.333	0	1	5-5	17	1	1	.947
2022	1.000	1-0	2	2	2	1	0	1	1	6	3.000	0	0	0	0	1.000	0	0	0-0	0	0	0	.000
TOTAL	.218	72-46	174	24	38	9	1	5	27	64	.368	21	2	41	2	.305	3	4	7-8	59	1	4	.938

2022 GAME-BY-GAME

Date	Opponent	Pos	AB	R	H	RBI	2B	3B	HR	BB	SB	CS	HBP	SAC	SF	GDP	K	PO	A	E	Avg
Feb 18	vs Manhattan	ph/of	2	2	2	1	1	0	1	0	0	0	0	0	0	0	0	0	0	0	1.000
Totals		ogs	2	2	2	1	1	0	1	0	0	0	0	0	0	0	0	0	0	0	1.000

On base pct. 1.000 • Slugging pct. 3.000

#8 DANNY NERI



Sophomore/C

Career Highs
Hits: 1 (6x, MR 5/28/21 vs. UVA)
Runs: 2 (4/5/21 at UP)
HR: -
RBI: 1 (2x, MR 2/20/22 vs. DU)

News & Notes

- .

CAREER SUMMARY

Year	avg	gp-gs	ab	r	h	2b	3b	hr	rbi	tb	slg%	bb	hbp	so	gdp	ob%	sf	sh	sb-att	po	a	e	fld%
2021	.261	13-8	23	3	6	0	0	0	1	6	.261	1	2	4	0	.346	0	0	1-1	60	5	0	1.000
2022	.000	2-1	3	1	0	0	0	0	1	0	.000	0	1	1	0	.200	1	0	0-0	17	3	0	1.000
TOTAL	.231	15-9	26	4	6	0	0	0	2	6	.231	1	3	5	0	.323	1	0	1-1	77	8	0	1.000

2022 GAME-BY-GAME

Date	Opponent	Pos	AB	R	H	RBI	2B	3B	HR	BB	SB	CS	HBP	SAC	SF	GDP	K	PO	A	E	Avg
Feb 18	vs Manhattan	c	1	1	0	0	0	0	0	0	0	0	1	0	0	0	1	6	2	0	.000
Feb 20	vs Delaware	*c	2	0	0	1	0	0	0	0	0	0	0	0	1	0	0	11	1	0	.000
Totals		1gs	3	1	0	1	0	0	0	0	0	0	1	0	1	0	1	17	3	0	.000

On base pct. .200 • Slugging pct. .000

2022 NOTRE DAME BASEBALL GAME NOTES

#9 JACK BRANNIGAN



Junior/INF,RHP
Career Highs
Hits: 4 (3/13/21 vs. UVA)
Runs: 3 (3/6/20 at UNC)
RBI: 5 (3/8/20 at UNC)
IP: 2.2 (3/7/20 at UNC)
Strikeouts: 3 (2x, MR at VT 5/21/21)

News & Notes

.

CAREER SUMMARY

Year	avg	gp-gs	ab	r	h	2b	3b	hr	rbi	tb	slg%	bb	hbp	so	gdp	ob%	sf	sh	sb-att	po	a	e	fld%
2020	.255	13-13	47	14	12	3	1	1	11	20	.426	6	3	13	0	.356	3	0	3-3	14	20	3	.919
2021	.295	47-47	173	31	51	12	2	6	29	85	.491	22	4	62	1	.385	1	2	8-13	27	106	8	.943
2022	.273	3-3	11	3	3	1	1	0	5	6	.545	1	0	1	0	.333	0	0	2-2	0	5	1	.833
TOTAL	.286	63-63	231	48	66	16	4	7	45	111	.481	29	7	76	1	.376	4	2	13-18	41	131	12	.935

Year	era	w-l	app	gs	cg	sho	sv	ip	h	r	er	bb	so	2b	3b	hr	bf	bavg	wp	hbp	bk	sfa	sha
2020	1.93	1-0	4	0	0	0/1	0	4.2	1	1	1	3	2	1	0	0	18	.077	0	1	0	1	0
2021	11.25	1-0	6	0	0	0/1	3	4.0	4	5	5	3	7	0	0	0	19	.250	3	0	0	0	0
TOTAL	6.23	2-0	10	0	0	0/2	3	8.2	5	6	6	6	9	1	0	0	37	.172	3	1	0	1	0

2022 GAME-BY-GAME

Date	Opponent	Pos	AB	R	H	RBI	2B	3B	HR	BB	SB	CS	HBP	SAC	SF	GDP	K	PO	A	E	Avg	
Feb 18	vs Manhattan	*3b	4	2	2	4	0	1	0	0	0	0	0	0	0	0	0	0	0	0	0	.500
Feb 19	at Stetson	*3b	4	1	0	0	0	0	0	0	1	0	0	0	0	0	1	0	3	1	0	.250
Feb 20	vs Delaware	*3b	3	0	1	1	1	0	0	1	1	0	0	0	0	0	0	0	2	0	0	.273
Totals		3gs	11	3	3	5	1	1	0	1	2	0	0	0	0	0	1	0	5	1	0	.273

On base pct. .333 • Slugging pct. .545

#11 JACK PENNEY



Freshman/INF

Career Highs
Hits: -
Runs: -
HR: -
RBI: 1, (2/18/22 vs. MU)

News & Notes
 • Made his collegiate debut against Manhattan (2/18/22)

CAREER SUMMARY

Year	avg	gp-gs	ab	r	h	2b	3b	hr	rbi	tb	slg%	bb	hbp	so	gdp	ob%	sf	sh	sb-att	po	a	e	fld%
2022	.000	1-0	1	0	0	0	0	0	1	0	.000	1	0	0	0	.333	1	0	0-0	0	0	0	.000
TOTAL	.000	1-0	1	0	0	0	0	0	1	0	.000	1	0	0	0	.333	1	0	0-0	0	0	0	.000

2022 GAME-BY-GAME

Date	Opponent	Pos	AB	R	H	RBI	2B	3B	HR	BB	SB	CS	HBP	SAC	SF	GDP	K	PO	A	E	Avg	
Feb 18	vs Manhattan	ph/2	1	0	0	1	0	0	0	1	0	0	0	0	1	0	0	0	0	0	0	.000
Totals		0gs	1	0	0	1	0	0	0	1	0	0	0	0	1	0	0	0	0	0	0	.000

On base pct. .333 • Slugging pct. .000

#12 CONNOR HINCKS



Sophomore/INF

Career Highs

Hits: -

Runs: -

HR: -

RBI: -

News & Notes

- Transfer from Virginia

CAREER SUMMARY

--

2022 GAME-BY-GAME

--

#13 JOEY SPENCE



Freshman/C

Career Highs

Hits: 1 (2/18/22 vs. MU)

Runs: -

HR: -

RBI: 1 (2/18/22 vs. MU)

News & Notes

- Made his collegiate debut against Manhattan (2/18/22)

CAREER SUMMARY

Year	avg	gp-gs	ab	r	h	2b	3b	hr	rbi	tb	slg%	bb	hbp	so	gdp	ob%	sf	sh	sb-att	po	a	e	fld%
2022	1.000	1-0	1	0	1	1	0	0	1	2	2.000	1	0	0	0	1.000	0	0	0-0	4	1	0	1.000
TOTAL	1.000	1-0	1	0	1	1	0	0	1	2	2.000	1	0	0	0	1.000	0	0	0-0	4	1	0	1.000

2022 GAME-BY-GAME

Date	Opponent	Pos	AB	R	H	RBI	2B	3B	HR	BB	SB	CS	HBP	SAC	SF	GDP	K	PO	A	E	Avg
Feb 18	vs Manhattan	1b	1	0	1	1	1	0	0	1	0	0	0	0	0	0	0	4	1	0	1.000
Totals		0gs	1	0	1	1	1	0	0	1	0	0	0	0	0	0	0	4	1	0	1.000

On base pct. 1.000 • Slugging pct. 2.000

#14 ZACK PRAJZNER



Senior/INF

Career Highs
Hits: 4 (5/26/21 vs. VT))
Runs: 3 (2/28/20 at PC)
HR: 1 (9x, MR 6/12/21 at MSU)
RBI: 4 (6/12/21 at MSU)

News & Notes

- .

CAREER SUMMARY

Year	avg	gp-gs	ab	r	h	2b	3b	hr	rbi	tb	slg%	bb	hbp	so	gdp	ob%	sf	sh	sb-att	po	a	e	fld%
2019	.261	43-30	92	11	24	5	0	1	8	32	.348	8	10	23	5	.382	0	5	2-3	45	80	10	.926
2020	.306	13-13	49	13	15	3	0	2	8	24	.490	10	1	8	0	.433	0	2	0-1	21	28	5	.907
2021	.280	47-47	157	32	44	8	0	6	23	70	.446	21	6	42	1	.380	3	5	3-6	63	135	8	.961
2022	.364	3-3	11	4	4	1	0	0	1	5	.455	1	0	1	0	.417	0	0	1-1	3	6	0	1.000
TOTAL	.282	106-93	309	60	87	17	0	9	40	131	.424	40	17	74	6	.390	3	12	6-11	132	249	23	.943

2022 GAME-BY-GAME

Date	Opponent	Pos	AB	R	H	RBI	2B	3B	HR	BB	SB	CS	HBP	SAC	SF	GDP	K	PO	A	E	Avg
Feb 18	vs Manhattan	*ss	4	1	2	1	0	0	0	0	0	0	0	0	0	0	1	2	4	0	.500
Feb 19	at Stetson	*ss	4	2	1	0	0	0	0	0	1	0	0	0	0	0	0	0	1	0	.375
Feb 20	vs Delaware	*ss	3	1	1	0	1	0	0	1	0	0	0	0	0	0	0	1	1	0	.364
Totals		3gs	11	4	4	1	1	0	0	1	1	0	0	0	0	0	1	3	6	0	.364

On base pct. .417 • Slugging pct. .455

#15 BROCK MURTHA



Sophomore/INF

Career Highs

Hits: --

Runs: --

RBI: --

News & Notes

.

CAREER SUMMARY


Year	avg	gp-gs	ab	r	h	2b	3b	hr	rbi	tb	slg%	bb	hbp	so	gdp	ob%	sf	sh	sb-att	po	a	e	fld%
2021	.000	5-0	1	0	0	0	0	0	0	0	.000	0	0	1	0	.000	0	0	0-0	0	0	0	.000
TOTAL	.000	5-0	1	0	0	0	0	0	0	0	.000	0	0	1	0	.000	0	0	0-0	0	0	0	.000

2022 GAME-BY-GAME

--	--	--	--	--	--	--	--	--	--	--	--	--	--	--	--	--	--	--	--	--	--	--	--

2022 NOTRE DAME BASEBALL GAME NOTES

#16 JARED MILLER



Graduate Student/INF

Career Highs

Hits: 4 (2x, MR 3/14/21 at UVA)

Runs: 4 (2/28/21 at WF)

HR: 1 (5x, MR 5/26/21 vs. VT)

RBI: 4 (3/5/21 at CU)

SB: 3 (3/7/21 at CU)

News & Notes

- 2x Team Captain (2021, 2020)

CAREER SUMMARY


Year	avg	gp-gs	ab	r	h	2b	3b	hr	rbi	tb	slg%	bb	hbp	so	gdp	ob%	sf	sh	sb-att	po	a	e	fld%
2018	.169	33-18	59	10	10	0	0	0	6	10	.169	6	4	10	1	.286	1	2	2-2	13	36	3	.942
2019	.223	54-54	184	21	41	7	0	1	22	51	.277	22	3	40	2	.313	2	7	13-14	88	132	19	.921
2020	.255	12-12	51	5	13	6	0	0	10	19	.373	5	1	5	1	.328	1	2	4-5	17	21	3	.927
2021	.257	39-37	144	32	37	11	3	4	24	66	.458	12	5	31	4	.335	0	3	7-11	83	106	1	.995
2022	.250	3-3	8	2	2	0	0	0	2	2	.250	1	1	1	0	.364	1	0	0-1	9	5	0	1.000
TOTAL	.231	141-124	446	70	103	24	3	5	64	148	.332	46	14	87	8	.319	5	14	26-33	210	300	26	.951

2022 GAME-BY-GAME

Date	Opponent	Pos	AB	R	H	RBI	2B	3B	HR	BB	SB	CS	HBP	SAC	SF	GDP	K	PO	A	E	Avg
Feb 18	vs Manhattan	*2b	2	1	1	2	0	0	0	0	0	0	0	0	1	0	1	3	1	0	.500
Feb 19	at Stetson	*2b	3	0	0	0	0	0	0	0	0	0	1	0	0	0	0	3	1	0	.200
Feb 20	vs Delaware	*2b	3	1	1	0	0	0	0	1	0	1	0	0	0	0	0	3	3	0	.250
Totals		3gs	8	2	2	2	0	0	0	1	0	1	1	0	1	0	1	9	5	0	.250

On base pct. .364 • Slugging pct. .250

#17 AIDAN TYRELL



Senior/LHP
Career Highs
IP: 8.0 (6/6/21 vs. CMU)
Strikeouts: 6 (3x, MR 2/18/22 vs. MU)

News & Notes

- Tied a career high with 6 strikeouts against Manhattan (2/18/22)
- Led the Irish starters in 2021 with a 2.70 ERA

CAREER SUMMARY

Year	era	w-l	app	gs	cg	sho	sv	ip	h	r	er	bb	so	2b	3b	hr	bf	bavg	wp	hbp	bk	sfa	sha
2019	15.00	0-1	9	1	0	0/0	0	6.0	6	12	10	12	5	2	0	1	38	.240	1	1	0	0	0
2020	2.25	0-0	5	0	0	0/0	1	8.0	4	3	2	3	5	0	0	0	32	.148	1	0	0	1	1
2021	2.70	5-1	17	8	0	0/2	2	60.0	50	19	18	19	43	5	2	6	245	.230	3	5	0	2	2
2022	0.00	1-0	1	1	0	0/0	0	4.0	3	0	0	2	6	0	0	0	15	.231	0	0	0	0	0
TOTAL	3.46	6-2	32	10	0	0/2	3	78.0	63	34	30	36	59	7	2	7	330	.223	5	6	0	3	3

2022 GAME-BY-GAME

Date	Opponent	GS	IP	H	R	ER	BB	SO	2B	3B	HR	WP	BK	HBP	IBB	Score	W-L	Sv	ERA	NP
Feb 18	vs Manhattan	*	4.0	3	0	0	2	6	0	0	0	0	0	0	0	17-2	1-0	0	0.00	61
Totals		1	4.0	3	0	0	2	6	0	0	0	0	0	0	0	17-2	1-0	0	0.00	-

#18 NICK JUAIRE



Redshirt Sophomore/C

Career Highs

Hits: 1 (4x, MR 6/5/21 at UC)

Runs: 1 (6/5/21 vs. UC)

RBI: --

News & Notes

- Junior college transfer from Iowa Western JC. Originally began his career at TCU

NOTRE DAME CAREER SUMMARY

Year	avg	gp-gs	ab	r	h	2b	3b	hr	rbi	tb	slg%	bb	hbp	so	gdp	ob%	sf	sh	sb-att	po	a	e	fld%
2021	.286	13-0	14	1	4	0	0	0	0	4	.286	1	0	6	0	.333	0	0	0-0	4	0	0	1.000
TOTAL	.286	13-0	14	1	4	0	0	0	0	4	.286	1	0	6	0	.333	0	0	0-0	4	0	0	1.000

2022 GAME-BY-GAME

--	--	--	--	--	--	--	--	--	--	--	--	--	--	--	--	--	--	--	--	--	--	--	--

#19 CASEY KMET



Junior/INF
Career Highs
 Hits: --
 Runs: --
 RBI: --

News & Notes
 •

CAREER SUMMARY

Year	avg	gp-gs	ab	r	h	2b	3b	hr	rbi	tb	slg%	bb	hbp	so	gdp	ob%	sf	sh	sb-att	po	a	e	fld%
2021	.000	6-0	2	0	0	0	0	0	0	0	.000	0	0	1	0	.000	0	0	0-0	1	0	0	1.000
2022	.000	1-0	1	0	0	0	0	0	0	0	.000	0	0	0	0	.000	0	0	0-0	0	1	0	1.000
TOTAL	.000	7-0	3	0	0	0	0	0	0	0	.000	0	0	1	0	.000	0	0	0-0	1	1	0	1.000

2022 GAME-BY-GAME

Date	Opponent	Pos	AB	R	H	RBI	2B	3B	HR	BB	SB	CS	HBP	SAC	SF	GDP	K	PO	A	E	Avg	
Feb 18	vs Manhattan	3b	1	0	0	0	0	0	0	0	0	0	0	0	0	0	0	0	1	0	0	.000
Totals		0gs	1	0	0	0	0	0	0	0	0	0	0	0	0	0	0	0	1	0	0	.000

On base pct. .000 • Slugging pct. .000

#20 NICK DEMARCO



Freshman/INF/RHP

Career Highs

Hits: --
Runs: --
RBI: -
IP: --
Strikeouts: --

News & Notes

- Made his collegiate debut against Manhattan (2/18/22)
- 2021 Gatorade Illinois Player of the Year

CAREER SUMMARY

Year	avg	gp-gs	ab	r	h	2b	3b	hr	rbi	tb	slg%	bb	hbp	so	gdp	ob%	sf	sh	sb-att	po	a	e	fld%
2022	.000	1-0	2	0	0	0	0	0	0	0	.000	0	0	0	0	.000	0	0	0-0	1	0	0	1.000
TOTAL	.000	1-0	2	0	0	0	0	0	0	0	.000	0	0	0	0	.000	0	0	0-0	1	0	0	1.000

2022 GAME-BY-GAME

Date	Opponent	Pos	AB	R	H	RBI	2B	3B	HR	BB	SB	CS	HBP	SAC	SF	GDP	K	PO	A	E	Avg
Feb 18	vs Manhattan	ss	2	0	0	0	0	0	0	0	0	0	0	0	0	0	0	1	0	0	.000
Totals		0gs	2	0	0	0	0	0	0	0	0	0	0	0	0	0	0	1	0	0	.000

On base pct. .000 • Slugging pct. .000

#21 BRADY GUMPF



Sophomore/OF

Career Highs

Hits: --

Runs: --

RBI: -

News & Notes

- Made his collegiate debut against Manhattan (2/18/22)
- Son of longtime Notre Dame softball coach Deanna Gumpf

CAREER SUMMARY

Year	avg	gp-gs	ab	r	h	2b	3b	hr	rbi	tb	slg%	bb	hbp	so	gdp	ob%	sf	sh	sb-att	po	a	e	fld%
2022	.000	1-0	1	0	0	0	0	0	0	0	.000	0	0	1	0	.000	0	0	0-0	0	0	0	.000
TOTAL	.000	1-0	1	0	0	0	0	0	0	0	.000	0	0	1	0	.000	0	0	0-0	0	0	0	.000

2022 GAME-BY-GAME

Date	Opponent	Pos	AB	R	H	RBI	2B	3B	HR	BB	SB	CS	HBP	SAC	SF	GDP	K	PO	A	E	Avg
Feb 18	vs Manhattan	ph	1	0	0	0	0	0	0	0	0	0	0	0	0	0	1	0	0	0	.000
Totals		0gs	1	0	0	0	0	0	0	0	0	0	0	0	0	0	1	0	0	0	.000

#23 AUSTIN TEMPLE



Graduate Student/RHP

Career Highs
IP: 10.0 (5/24/19 vs. Stetson)
Strikeouts: 9 (2/20/22 vs. DU)

News & Notes

- Set a career high with 9 strikeouts against Delaware (2/20/22)
- Made his Notre Dame debut against Delaware (2/20/22)
- Graduate transfer from Jacksonville

NOTRE DAME CAREER SUMMARY

Year	era	w-l	app	gs	cg	sho	sv	ip	h	r	er	bb	so	2b	3b	hr	bf	bavg	wp	hbp	bk	sfa	sha
2022	3.60	0-0	1	1	0	0/0	0	5.0	5	2	2	0	9	0	0	0	19	.263	0	0	0	0	0
TOTAL	3.60	0-0	1	1	0	0/0	0	5.0	5	2	2	0	9	0	0	0	19	.263	0	0	0	0	0

2022 GAME-BY-GAME

Date	Opponent	GS	IP	H	R	ER	BB	SO	2B	3B	HR	WP	BK	HBP	IBB	Score	W-L	Sv	ERA	NP
Feb 20	vs Delaware	*	5.0	5	2	2	0	9	0	0	0	0	0	0	0	4-5	0-0	0	3.60	71
Totals		1	5.0	5	2	2	0	9	0	0	0	0	0	0	0	4-5	0-0	0	3.60	-

#24 JACK FINDLAY



Freshman/LHP

Career Highs

IP: --

Strikeouts: --

News & Notes

- No. 61 on Perfect Game's Top-75 Freshmen List

CAREER SUMMARY

--

2022 GAME-BY-GAME

--

#25 RYAN LYNCH



Sophomore/LHP

Career Highs
IP: 0.2 (4/9/21 vs. GT)
Strikeouts: 1 (4/9/21 vs. GT)

News & Notes

- .

CAREER SUMMARY

Year	era	w-l	app	gs	cg	sho	sv	ip	h	r	er	bb	so	2b	3b	hr	bf	bavg	wp	hbp	bk	sfa	sha
2021	27.00	0-0	1	0	0	0/0	0	0.2	1	2	2	3	1	1	0	0	6	.333	3	0	0	0	0
TOTAL	27.00	0-0	1	0	0	0/0	0	0.2	1	2	2	3	1	1	0	0	6	.333	3	0	0	0	0

2022 GAME-BY-GAME

--	--	--	--	--	--	--	--	--	--	--	--	--	--	--	--	--	--	--	--	--	--	--	--

#26 ROMAN KIMBALL



Freshman/RHP

Career Highs

IP: --

Strikeouts: --

News & Notes

- Made his collegiate debut against Delaware (2/20/22)
- No. 25 on Perfect Game's Top-75 Freshmen List

CAREER SUMMARY

Year	era	w-l	app	gs	cg	sho	sv	ip	h	r	er	bb	so	2b	3b	hr	bf	bavg	wp	hbp	bk	sfa	sha
2022	99.00	0-0	1	0	0	0/0	0	0.0	0	2	2	1	0	0	0	0	2	.000	0	1	0	0	0
TOTAL	99.00	0-0	1	0	0	0/0	0	0.0	0	2	2	1	0	0	0	0	2	.000	0	1	0	0	0

2022 GAME-BY-GAME

Date	Opponent	GS	IP	H	R	ER	BB	SO	2B	3B	HR	WP	BK	HBP	IBB	Score	W-L	Sv	ERA	NP
Feb 20	vs Delaware		0.0	0	2	2	1	0	0	0	0	0	0	0	1	4-5	0-0	0	999.0	11
Totals		0	0.0	0	2	2	1	0	0	0	0	0	0	1	0	4-5	0-0	0	999.0	-

#27 GERRY PEACOCK



Junior/RHP
Career Highs
IP: 1.0 (2/18/22 vs. MC)
Strikeouts: 2 (2/18/22 vs. MC)

News & Notes

- Made his first collegiate appearance against Manhattan (2/18/22)
- Missed the 2021 season due to injury

CAREER SUMMARY

Year	era	w-l	app	gs	cg	sho	sv	ip	h	r	er	bb	so	2b	3b	hr	bf	bavg	wp	hbp	bk	sfa	sha
2022	18.00	0-0	1	0	0	0/0	0	1.0	2	2	2	4	2	1	0	0	8	.500	1	0	0	0	0
TOTAL	18.00	0-0	1	0	0	0/0	0	1.0	2	2	2	4	2	1	0	0	8	.500	1	0	0	0	0

2022 GAME-BY-GAME

Date	Opponent	GS	IP	H	R	ER	BB	SO	2B	3B	HR	WP	BK	HBP	IBB	Score	W-L	Sv	ERA	NP
Feb 18	vs Manhattan		1.0	2	2	2	4	2	1	0	0	1	0	0	0	17-2	0-0	0	18.00	31
Totals		0	1.0	2	2	2	4	2	1	0	0	1	0	0	0	17-2	0-0	0	18.00	-

#28 JOHN MICHAEL BERTRAND



Graduate Student/LHP

Career Highs
IP: 9.0 (4x, MR 6/4/21 vs. CMU)
Strikeouts: 9 (5/8/21~1 vs. FSU)

News & Notes

- 2022 Team Captain
- 2x Preseason Third Team All-American (Perfect Game, NCBWA)
- 2022 Perfect Game Preseason All-ACC

NOTRE DAME CAREER SUMMARY

Year	era	w-l	app	gs	cg	sho	sv	ip	h	r	er	bb	so	2b	3b	hr	bf	bavg	wp	hbp	bk	sfa	sha
2021	3.21	8-2	15	14	3	1/0	0	92.2	82	38	33	22	68	17	0	8	378	.234	1	3	0	2	1
2022	0.00	1-0	1	1	0	0/0	0	6.0	5	1	0	0	8	0	0	0	21	.238	0	0	0	0	0
TOTAL	3.01	9-2	16	15	3	1/0	0	98.2	87	39	33	22	76	17	0	8	399	.235	1	3	0	2	1

2022 GAME-BY-GAME

Date	Opponent	GS	IP	H	R	ER	BB	SO	2B	3B	HR	WP	BK	HBP	IBB	Score	W-L	Sv	ERA	NP
Feb 19	at Stetson	*	6.0	5	1	0	0	8	0	0	0	0	0	0	0	5-3	1-0	0	0.00	85
Totals		1	6.0	5	1	0	0	8	0	0	0	0	0	0	0	5-3	1-0	0	0.00	-

#29 LIAM SIMON



Junior/RHP
Career Highs
IP: 4.0 (3/6/21 at CU)
Strikeouts: 8 (3/6/21 at CU)

News & Notes
 .

CAREER SUMMARY

Year	era	w-l	app	gs	cg	sho	sv	ip	h	r	er	bb	so	2b	3b	hr	bf	bavg	wp	hbp	bk	sfa	sha
2020	4.26	1-0	4	0	0	0/0	0	6.1	3	3	3	5	7	1	0	1	27	.158	2	2	0	1	0
2021	3.20	5-1	18	1	0	0/1	1	25.1	19	11	9	24	33	4	0	3	120	.207	5	2	1	2	0
2022	0.00	0-0	1	0	0	0/0	0	3.0	0	0	0	2	5	0	0	0	11	.000	0	1	0	0	0
TOTAL	3.12	6-1	23	1	0	0/1	1	34.2	22	14	12	31	45	5	0	4	158	.185	7	5	1	3	0

2022 GAME-BY-GAME

Date	Opponent	GS	IP	H	R	ER	BB	SO	2B	3B	HR	WP	BK	HBP	IBB	Score	W-L	Sv	ERA	NP
Feb 18	vs Manhattan		3.0	0	0	0	2	5	0	0	0	0	0	0	1	17-2	0-0	0	0.00	41
Totals		0	3.0	0	0	0	2	5	0	0	0	0	0	1	0	17-2	0-0	0	0.00	-

#30 DM JEFFERSON



Freshman/OF
Career Highs
Hits: 2 (2/18/22 vs. MC)
Runs: 2 (2/18/22 vs. MC)
RBI: 2 (2/18/22 vs. MC)
SB: --

News & Notes

- Set career bests in hits (2), runs (2) and RBI (2) against Manhattan (2/18/22)
- Made his collegiate debut against Manhattan (2/18/22)

CAREER SUMMARY

Year	avg	gp-gs	ab	r	h	2b	3b	hr	rbi	tb	slg%	bb	hbp	so	gdp	ob%	sf	sh	sb-att	po	a	e	fld%
2022	.154	3-3	13	2	2	0	0	0	2	2	.154	1	0	2	0	.214	0	0	0-0	0	0	0	.000
TOTAL	.154	3-3	13	2	2	0	0	0	2	2	.154	1	0	2	0	.214	0	0	0-0	0	0	0	.000

2022 GAME-BY-GAME

Date	Opponent	Pos	AB	R	H	RBI	2B	3B	HR	BB	SB	CS	HBP	SAC	SF	GDP	K	PO	A	E	Avg
Feb 18	vs Manhattan	*dh	5	2	2	2	0	0	0	1	0	0	0	0	0	0	1	0	0	0	.400
Feb 19	at Stetson	*dh	4	0	0	0	0	0	0	0	0	0	0	0	0	0	1	0	0	0	.222
Feb 20	vs Delaware	*dh	4	0	0	0	0	0	0	0	0	0	0	0	0	0	0	0	0	0	.154
Totals		3gs	13	2	2	2	0	0	0	1	0	0	0	0	0	0	2	0	0	0	.154

On base pct. .214 • Slugging pct. .154

#31 CADEN AOKI



Freshman/RHP

Career Highs
IP: 3.1 (2/2/0/22 vs. DU)
Strikeouts: 3 (2/20/22 vs. DU)

News & Notes

- Made his collegiate debut against Delaware (2/20/22)

CAREER SUMMARY

Year	era	w-l	app	gs	cg	sho	sv	ip	h	r	er	bb	so	2b	3b	hr	bf	bavg	wp	hbp	bk	sfa	sha
2022	2.70	0-1	1	0	0	0/0	0	3.1	2	1	1	1	3	0	0	1	13	.167	0	0	0	0	0
TOTAL	2.70	0-1	1	0	0	0/0	0	3.1	2	1	1	1	3	0	0	1	13	.167	0	0	0	0	0

2022 GAME-BY-GAME

Date	Opponent	GS	IP	H	R	ER	BB	SO	2B	3B	HR	WP	BK	HBP	IBB	Score	W-L	Sv	ERA	NP
Feb 20	vs Delaware		3.1	2	1	1	1	3	0	0	1	0	0	0	0	4-5	0-1	0	2.70	40
Totals		0	3.1	2	1	1	1	3	0	0	1	0	0	0	0	4-5	0-1	0	2.70	-

#32 MATT BEDFORD



Sophomore/RHP

Career Highs

IP: --

Strikeouts: --

News & Notes

- Missed the 2021 season due to injury


CAREER SUMMARY

--

2022 GAME-BY-GAME

--

#33 RADEK BIRKHOZ



Freshman/RHP
Career Highs
IP: --
Strikeouts: --

News & Notes

- 2021 Gatorade Colorado Player of the Year

CAREER SUMMARY

2022 GAME-BY-GAME

#36 ZACH KEMPE



Freshman/RHP
Career Highs
IP: --
Strikeouts: --

News & Notes
•

NOTRE DAME CAREER SUMMARY

2022 GAME-BY-GAME

#37 MATT LAZZARO



Graduate Student/LHP

Career Highs
IP: 7.0, vs. USC (3/3/20)
Strikeouts: 9, vs. WCU (4/20/19)

News & Notes

- Graduate transfer from Houston. Originally began his collegiate career at Furman

NOTRE DAME CAREER SUMMARY

2022 GAME-BY-GAME

#40 AIDAN KRUPP



Freshman/RHP
Career Highs
IP: --
Strikeouts: --

News & Notes

CAREER SUMMARY

--

2022 GAME-BY-GAME

--

#41 JACKSON DENNIES



Sophomore/RHP

Career Highs

IP: 1.0 (4x, MR 2/18/22 vs. MC)

Strikeouts: 1 (3x, MR 2/18/22 vs. MC)

News & Notes

- Tied a career high with 1.0 innings pitched and 1 strikeout against Manhattan (2/18/22)

CAREER SUMMARY

Year	era	w-l	app	gs	cg	sho	sv	ip	h	r	er	bb	so	2b	3b	hr	bf	bavg	wp	hbp	bk	sfa	sha
2021	15.00	0-0	3	0	0	0/0	0	3.0	7	5	5	2	2	1	1	0	16	.500	0	0	0	0	0
2022	0.00	0-0	1	0	0	0/0	0	1.0	0	0	0	0	1	0	0	0	3	.000	0	0	0	0	0
TOTAL	11.25	0-0	4	0	0	0/0	0	4.0	7	5	5	2	3	1	1	0	19	.412	0	0	0	0	0

2022 GAME-BY-GAME

Date	Opponent	GS	IP	H	R	ER	BB	SO	2B	3B	HR	WP	BK	HBP	IBB	Score	W-L	Sv	ERA	NP
Feb 18	vs Manhattan		1.0	0	0	0	0	1	0	0	0	0	0	0	0	17-2	0-0	0	0.00	14
Totals		0	1.0	0	0	0	0	1	0	0	0	0	0	0	0	17-2	0-0	0	0.00	-

#42 BROOKS COETZEE III



Senior/OF

Career Highs
Hits: 4 (2/18/22 vs. MC)
Runs: 3 (2/28/20 at PC)
HR: 2 (2/18/22 vs. MC)
RBI: 5 (2/28/21 at WF)

News & Notes

- Set a career high with 2 home runs and 4 hits against Manhattan (2/18/22)

CAREER SUMMARY

Year	avg	gp-gs	ab	r	h	2b	3b	hr	rbi	tb	slg%	bb	hbp	so	gdp	ob%	sf	sh	sb-att	po	a	e	fld%
2019	.217	20-13	46	5	10	2	0	0	4	12	.261	3	3	12	0	.308	0	1	0-0	20	0	2	.909
2020	.244	13-12	45	16	11	2	0	1	6	16	.356	11	5	11	0	.443	0	0	2-2	28	0	0	1.000
2021	.274	44-37	146	25	40	8	1	6	29	68	.466	9	6	38	3	.337	2	1	11-13	73	3	1	.987
2022	.417	3-3	12	3	5	0	0	2	4	11	.917	1	0	4	0	.462	0	0	0-0	1	1	0	1.000
TOTAL	.265	80-65	249	49	66	12	1	9	43	107	.430	24	14	65	3	.360	2	2	13-15	122	4	3	.977

2022 GAME-BY-GAME

Date	Opponent	Pos	AB	R	H	RBI	2B	3B	HR	BB	SB	CS	HBP	SAC	SF	GDP	K	PO	A	E	Avg
Feb 18	vs Manhattan	*of	5	2	4	4	0	0	2	0	0	0	0	0	0	0	1	0	1	0	.800
Feb 19	at Stetson	*of	4	1	1	0	0	0	0	0	0	0	0	0	0	0	1	1	0	0	.556
Feb 20	vs Delaware	*of	3	0	0	0	0	0	0	1	0	0	0	0	0	0	2	0	0	0	.417
Totals		3gs	12	3	5	4	0	0	2	1	0	0	0	0	0	0	4	1	1	0	.417

On base pct. .462 • Slugging pct. .917

#43 WILL MERCER



Senior/LHP
Career Highs
IP: 7.0 (6/5/21 vs. UC)
Strikeouts: 5 (2x, MR 3/23/21 at Valpo)

News & Notes
 •

CAREER SUMMARY

Year	era	w-l	app	gs	cg	sho	sv	ip	h	r	er	bb	so	2b	3b	hr	bf	bavg	wp	hbp	bk	sfa	sha
2020	5.93	1-0	4	4	0	0/1	0	13.2	13	9	9	3	12	2	0	1	60	.255	2	5	0	1	0
2021	4.92	4-3	18	11	0	0/2	2	56.2	63	33	31	19	44	7	0	6	251	.278	0	3	1	1	1
TOTAL	5.12	5-3	22	15	0	0/3	2	70.1	76	42	40	22	56	9	0	7	311	.273	2	8	1	2	1

2022 GAME-BY-GAME

--	--	--	--	--	--	--	--	--	--	--	--	--	--	--	--	--	--	--	--	--	--	--	--

#45 ALEX RAO



Senior/RHP
Career Highs
IP: 5.1 (3/21/21 vs DU)
Strikeouts: 8 (4/10/21 vs GT)

News & Notes
 •

CAREER SUMMARY

Year	era	w-l	app	gs	cg	sho	sv	ip	h	r	er	bb	so	2b	3b	hr	bf	bavg	wp	hbp	bk	sfa	sha
2019	9.45	0-0	5	0	0	0/0	0	6.2	12	8	7	4	4	3	0	0	36	.400	1	1	0	1	0
2020	6.08	0-0	4	4	0	0/0	0	13.1	16	10	9	7	14	5	0	1	62	.296	2	1	0	0	0
2021	3.16	2-1	15	1	0	0/3	2	37.0	20	14	13	23	36	4	0	3	149	.164	4	3	0	1	0
TOTAL	4.58	2-1	24	5	0	0/3	2	57.0	48	32	29	34	54	12	0	4	247	.233	7	5	0	2	0

2022 GAME-BY-GAME

--	--	--	--	--	--	--	--	--	--	--	--	--	--	--	--	--	--	--	--	--	--	--	--

#47 TONY LINDWEDEL



Sophomore/C

Career Highs

Hits: --

Runs: --

RBI: --

News & Notes

-

CAREER SUMMARY

--

2022 GAME-BY-GAME

--

#50 SAMMY COOPER



Sophomore/RHP
Career Highs
IP: --
Strikeouts: --

News & Notes
• Missed the 2021 season due to injury

CAREER SUMMARY

--

2022 GAME-BY-GAME

--

#52 RYAN MCLINSKEY



Graduate Student/RHP

Career Highs
IP: 6.2 (3x, MR 5/7/21 at XU)
Strikeouts: 10 (4/30/21 vs. GU)

News & Notes

- Made his Notre Dame debut against Stetson (2/19/22)
- Graduate transfer from Seton Hall

NOTRE DAME CAREER SUMMARY

Year	era	w-l	app	gs	cg	sho	sv	ip	h	r	er	bb	so	2b	3b	hr	bf	bavg	wp	hbp	bk	sfa	sha
2022	0.00	0-0	1	0	0	0/0	1	3.0	3	2	0	0	6	1	0	0	13	.231	0	0	0	0	0
TOTAL	0.00	0-0	1	0	0	0/0	1	3.0	3	2	0	0	6	1	0	0	13	.231	0	0	0	0	0

2022 GAME-BY-GAME

Date	Opponent	GS	IP	H	R	ER	BB	SO	2B	3B	HR	WP	BK	HBP	IBB	Score	W-L	Sv	ERA	NP
Feb 19	at Stetson		3.0	3	2	0	0	6	1	0	0	0	0	0	0	5-3	0-0	1	0.00	38
Totals		0	3.0	3	2	0	0	6	1	0	0	0	0	0	0	5-3	0-0	1	0.00	-

THE LAST TIME

PLAYER HIT A GRAND SLAM	Alex Brait, February 27, 2021 at Wake Forest (5-4 win/game two of DH)
PLAYER LED OFF A GAME WITH A HR	Nick Podkul, April 21, 2017 at #19 Virginia (14-4 loss/game one of DH)
PLAYER HAD A FIRST INNING HR (NOT LEAD OFF)	Niko Kavadas, June 5, 2021 vs. UConn (26-3 win)
PLAYER LED OFF AN INNING WITH A HOMER	Niko Kavadas, June 6, 2021 vs. Central Michigan (14-2 win)
PLAYER HIT FOR THE CYCLE	Zak Kutsulis, March 11, 2016 at #4 Louisville (4-5; 1B, HR, 3B, RBI 2B)
PLAYER HIT TWO HOME RUNS IN ONE GAME	Brooks Coetzee III, February 18, 2022 vs. Manhattan (17-2 win)
PLAYER HIT THREE HOME RUNS IN A GAME	Jake Shepski, March 24, 2016 at Virginia Tech (5-6, 3 HR, 2B, 3B, 9 RBI, 4 R, 17 TB)
PLAYER HIT AN INSIDE-THE-PARK HOME RUN	Ryan Cole, March 20, 2021, vs. Duke
PLAYER HAD 8 AT BATS IN A GAME	Frank DeSico & Charlie Markson, May 3, 2013 vs USF (8-2 loss in 19)
PLAYER SCORED FOUR RUNS IN A GAME	Jared Miller, February 28, 2021 at No. 16 Wake Forest (3-5, 4 R, 1 RBI)
PLAYER SCORED FIVE RUNS IN A GAME	Niko Kavadas, June 5, 2021 vs UConn (3-4, 2 HR, 2 BB, 8 RBI, 5 R)
PLAYER HAD 4 HITS IN A GAME	Brooks Coetzee III, February 18, 2022 vs. Manhattan (4-5, 2 HR, 2 R, 4 RBI)
PLAYER HAD 5 HITS IN A GAME	Jake Johnson, May 16, 2017 vs. Western Michigan (5-5, 2 RBI, R)
PLAYER HAD 6 HITS IN A GAME	Steve Sollmann, June 1, 2002 vs South Alabama NCAAs (6-7; 25-1 win)
PLAYER HAD 6 RBI IN A GAME	Ryan Cole, June 5, 2021 vs. UConn (26-3 win)
PLAYER HAD 7 RBI IN A GAME	Eric Gilgenbach, Feb. 18, 2018 at #9 LSU (11-3 win)
PLAYER HAD 8+ RBI IN A GAME	Niko Kavadas, June 5, 2021 vs UConn (3-4, 2 HR, 2 BB, 5 R, 8 RBI)
PLAYER HAD 2 GROUND-RULE DOUBLES IN A GAME	Kyle Fiala, April 28, 2015 vs. Michigan State (9-6 loss in 12)
PLAYER HAD 3 DOUBLES IN A GAME	Robert Youngdahl, March 14, 2015 at Clemson (11-6 win)
PLAYER HIT 2 TRIPLES IN A GAME	Jake Shepski, Apr. 22, 2015 vs Chicago State (3-4, 2 3B, 1 2B, 3 RBI, 2 R in 10-0 win)
PLAYER HIT 3 TRIPLES IN A GAME	Bob Roemer, Apr. 15, 1973 vs Xavier (11-3 win)
PLAYER RECORDED 10-14 TOTAL BASES	Brooks Coetzee III vs. Manhattan (4-5, 2 HR, 2 1B - 10 TB)
PLAYER RECORDED 15+ TOTAL BASES	Jake Shepski, March 24, 2016 at Virginia Tech (5-6, 3 HR, 2B, 3B, 9 RBI, 4 R, 17 TB)
PLAYER WALKED THREE TIMES IN A GAME	Jack Brannigan, April 27, 2021 vs. Valpo (8-7 win)
PLAYER WALKED FOUR TIMES IN A GAME	Zack Prajzner, March 13, 2021 at Virginia (0-1, 4 BB in 12-4 win)
PLAYER WAS HIT BY A PITCH THREE OR MORE TIMES	Brett Lilley, Apr. 18, 2008 at West Virginia (0-3, 3 HBP, 2 R, RBI)
PLAYER STRUCK OUT FIVE OR MORE TIMES IN A GAME	Ross Brezovsky, June 2, 2006 vs Coll. of Charleston in NCAA Lexington, Ky. Regional (2-8, 6 K)
PLAYER HAD TWO SAC BUNTS IN A GAME	Daniel Jung, April 26, 2017 vs. Eastern Michigan (0-2, 2 SAC)
PLAYER HAD TWO SAC FLIES IN A GAME	Daniel Jung, April 2, 2017 vs. NC State (9-2 loss)
PLAYER STOLE 3 BASES IN A GAME	Spencer Myers, April 24, 2021 at Boston College (5-2 win)
PLAYER STRANDED 6-9 RUNNERS ON BASE	Patrick McDonald, March 21, 2017 vs. Northern Illinois (1-5, 1 RBI, 2 R, 6 LOB)
PLAYER STRANDED 10 OR MORE RUNNERS ON BASE	Evan Sharpley, May 19, 2009 vs St. John's (1-6, RBI, 10 LOB)
NOTRE DAME STOLE FOUR OR MORE BASES IN A GAME	4, June 5, 2021 vs. UConn (26-3 win)
NOTRE DAME STOLE EIGHT OR MORE BASES IN A GAME	14, March 26, 2019 vs. Chicago State (6-3 win)
NOTRE DAME WAS WALKED 10 OR MORE TIMES IN A GAME	12, March 26, 2019 vs. Chicago State (6-3 win)
NOTRE DAME WAS HIT BY FIVE OR MORE PITCHES IN A GAME	6, Feb. 19, 2015 vs Incarnate Word (14-1 win)
NOTRE DAME HIT THREE HOMERS IN AN INNING	6th inning vs. Central Michigan (Niko Kavadas, David LaManna, Ryan Cole), June 4, 2021
NOTRE DAME HIT THREE HOMERS IN A GAME	vs. Manhattan (Brooks Coetzee III (2), Jack Zyska), February 18, 2022
NOTRE DAME HIT FOUR HOMERS IN A GAME	vs. Central Michigan (Niko Kavadas (2), Ryan Cole, David LaManna); June 4, 2021
NOTRE DAME HIT FIVE HOMERS IN A GAME	vs. Central Michigan (Carter Putz (2), Ryan Cole, Brooks Coetzee, Niko Kavadas), June 6, 2021
NOTRE DAME HIT SIX HOMERS IN A GAME	vs. UConn (Niko Kavadas (2), Ryan Cole, Carter Putz, Brooks Coetzee & David LaManna), June 5, 2021
NOTRE DAME HIT BACK-TO-BACK HOME RUNS	Nick Podkul & Matt Vierling, May 15, 2018 (19-10 win over Northwestern)
NOTRE DAME WON ON A WALK-OFF HIT (NOT HR)	Zack Prajzner, April 14, 2019 (4-3 win over No. 21 North Carolina, walk-off single)
NOTRE DAME WON ON A WALK-OFF WILD PITCH	vs. Akron (Macon, Ga.), Feb. 28, 2015 (5-4 win)

THE LAST TIME

NOTRE DAME WON ON A WALK-OFF HOME RUN	Ryan Cole (3/27/21 vs. No. 6 Louisville; 2-run homer in the 9th; 5-3 win)
NOTRE DAME WON ON A WALK-OFF ERROR	vs. Wake Forest, April 1, 2016 (E6 on Throw, 6-5 win)
NOTRE DAME WON ON A WALK-OFF WALK	Niko Kavadas, May 11, 2019 (5-4 win over Canisius)
NOTRE DAME WON ON A WALK-OFF BALK	Daniel Jung, May 12, 2019 (3-2 win (11) over Canisius)
AN OPPONENT HIT THREE HOME RUNS IN ONE GAME	Adam Duvall (at Louisville), Apr. 26, 2009 (4-4, 3 HR, 7 RBI in 13-12 ND win)
AN OPPONENT HIT A WALK-OFF HOME RUN	Dominic Cuoci (Saint Joseph's), March 14, 2018 in Port Charlotte, Fla. (2-run HR in 9th; SJU 6 - ND4)
Pitching Categories	
PITCHER THREW A NO-HITTER	Brian Piotrowicz, May 11, 1988 vs Ball State (2-0 win)
PITCHER THREW A PERFECT GAME	Never
PITCHER(S) THREW A ONE-HITTER	Sam Elam (9 IP, 1 H) & Tony Langford (W, 1 IP, 0 H), Apr. 18, 2007 vs Purdue (1-0 win/10 inn.)
PITCHER(S) THREW A TWO-HITTER	Nick McCarty (9.0 IP, 2 H, 1 R, 0 ER, 1 BB, 6 K) April 8, 2014 at Chicago St. (6-1 win)
PITCHER(S) THREW A THREE-HITTER	M. Hearne (7.0 IP, 3 H, 1 R, 1 ER, 2 BB, 4 SO) & S. Guenther (2.0 IP, 2 SO) May 14, 2016 at #16 UNC (3-1 win)
PITCHER THREW A COMPLETE GAME	John Michael Bertrand (9.0 IP, 5 H, 0 R, 0 ER, 1 BB, 6 K, 108 pitches) June 4, 2021 vs. Central Michigan (10-0 win)
PITCHER THREW A COMPLETE GAME (9-innings)	John Michael Bertrand (9.0 IP, 5 H, 0 R, 0 ER, 1 BB, 6 K, 108 pitches) June 4, 2021 vs. Central Michigan (10-0 win)
PITCHER THREW A COMPLETE GAME (10-innings)	Adam Norton (10 IP, 12 H, 2 ER, 6 K, 1 BB), May 4, 2013 vs USF (4-3 loss)
PITCHER THREW A HOME COMPLETE GAME	John Michael Bertrand (9.0 IP, 5 H, 0 R, 0 ER, 1 BB, 6 K, 108 pitches) June 4, 2021 vs. Central Michigan (10-0 win)
PITCHER THREW A HOME COMPLETE GAME (10-innings)	Adam Norton (10 IP, 12 H, 2 ER, 6 K, 1 BB), May 4, 2013 vs USF (4-3 loss)
PITCHER THREW A ROAD COMPLETE GAME (9-innings)	John Michael Bertrand (9.0 IP, 2 H, 2 R, 1 ER, 0 BB, 8 K, 95 pitches) May 20, 2021 vs. Virginia Tech (8-2 win)
PITCHER THREW A MIDWEEK COMPLETE GAME	Michael Hearne (9.0 IP, 7 H, 0 R, 0 ER, 0 BB, 2 K, 91 pitches) April 19, 2016 at #21 Mich. St. (1-0 win)
PITCHER THREW A MIDWEEK COMPLETE GAME SHUTOUT	Michael Hearne (9.0 IP, 7 H, 0 R, 0 ER, 0 BB, 2 K, 91 pitches) April 19, 2016 at #21 Mich. St. (1-0 win)
PITCHER THREW 9.0+ INNINGS	Adam Norton (10 IP, 12 H, 2 ER, 6 K, 1 BB), May 4, 2013 vs USF (4-3 loss)
PITCHER THREW A COMPLETE GAME SHUTOUT	John Michael Bertrand (9.0 IP, 5 H, 0 R, 0 ER, 1 BB, 6 K, 108 pitches) June 4, 2021 vs. Central Michigan (10-0 win)
PITCHER THREW A COMPLETE GAME ACC SHUTOUT	Michael Hearne (9.0 IP, 7 H, 0 R, 0 ER, 0 BB, 5 K) April 12, 2014 vs Boston Coll. (@ Chicago St.) (7-0 win)
PITCHER THREW A COMPLETE GAME HOME SHUTOUT	John Michael Bertrand (9.0 IP, 5 H, 0 R, 0 ER, 1 BB, 6 K, 108 pitches) June 4, 2021 vs. Central Michigan (10-0 win)
PITCHER THREW A COMPLETE GAME ROAD SHUTOUT	Michael Hearne (9.0 IP, 7 H, 0 R, 0 ER, 0 BB, 2 K, 91 pitches) April 19, 2016 at #21 Michigan State (1-0 win)
PITCHER THREW BACK-TO-BACK COMPLETE GAMES (9-innings)	Michael Hearne, April 13, 2016 vs. Valparaiso (3-1 win) & April 19, 2016 at #21 Michigan State (1-0 win)
AN OPPOSING PITCHER NO-HIT NOTRE DAME	Mar. 26, 2010 at USF, Randy Fontanez (12K) (4-0 loss)
AN OPPOSING PITCHER THREW A COMPLETE GAME	Brian Brown, April 14, 2018, Game One (9.0 IP, 12-2 win for #2 NC State)
PITCHER ALLOWED 12-13 HITS IN A GAME	Sean Guenther, March 19, 2016 at #13 NC State, 7.0 IP, 12 H, 4 ER, 5 K
PITCHER ALLOWED 14+ HITS IN A GAME	Eric Maust, May 10, 2009 vs USF, 7.1 IP, 14 H, 4 ER, 4 K
PITCHER ALLOWED 10 ER IN A GAME	Ryan Richter, Apr. 10, 2010 vs Rutgers, 3.0 IP, 11 H, 10 ER, 2 K
PITCHER ALLOWED 11 ER IN A GAME	Cole Johnson, Apr. 17, 2009 vs West Virginia, 5.0 IP, 10 H, 11 ER, 3 K
PITCHER ALLOWED 12 ER IN A GAME	David Phelps, May 21, 2008 vs West Virginia, 5.2 IP, 10 H, 12 ER, 3 K
PITCHER WALKED 6 IN A GAME	Scott Tully, Feb. 22, 2018 vs. Saint Louis
PITCHER WALKED 7 IN A GAME	Pat Connaughton, Apr. 6, 2014 at #1 Florida State, 5.2 IP, 7 H, 4 ER, 7 BB, 5 K
PITCHER WALKED 8 OR MORE IN A GAME	Pat Connaughton, May 9, 2014 vs #22 Clemson, 8.0 IP, 3 H, 1 ER, 8 BB, 0 K
PITCHER STRUCK OUT 10-11 BATTERS IN A GAME	Cameron Junker, May 11, 2019 vs. Canisius (6.0 IP, 10K)
PITCHER STRUCK OUT 12-14 BATTERS IN A GAME	Cameron Brown, Mar. 23, 2019 vs Florida State (9 IP, 12K)
PITCHER STRUCK OUT 15+ BATTERS IN A GAME	Aaron Heilman, Apr. 15, 2000 at West Virginia, 10 IP, 2 BB, 18 K
AN OPPOSING STARTING PITCHER PITCHED LESS THAN 1.0 INNING	North Carolina's Caden O'Brien, May 2, 2021 (0.0 IP, 1 H, 4 R, 4 ER, 3 BB, 19 pitches, No Decision)
AN OPPOSING PITCHER STRUCK OUT 10 OR MORE BATTERS IN A GAME	Emmett Sheehan - 10, April 23, 2021 at Boston College (3 H, 0 ER, 5 BB, 6.1 IP in 10-0 BC win)
AN OPPOSING PITCHER STRUCK OUT 15 OR MORE BATTERS IN A GAME	Kyle Hansen - 15 (St. John's-1), Apr. 21, 2011 (6-0 St. John's win)
PITCHER ALLOWED 3 HOME RUNS IN A GAME	Will Mercer - 3 vs. Wake Forest, February 27, 2021 (10-8 Wake win)
PITCHER ALLOWED 4 HOME RUNS IN A GAME	David Phelps, Apr. 25, 2008 vs St. John's, 6.2 IP, 12 H, 6 ER, 1 K

THE LAST TIME

PITCHER STARTED SEASON 5-0 OR BETTER	Charlie Vorsheck, 2017 (5-0)
PITCHER RECORDED 10 WINS IN A SEASON	Adam Norton, 2013 (10-5)
PITCHER RECORDED 15 WINS IN A SEASON	Aaron Heilman, 2001 (15-0)
PITCHER HIT THREE OR MORE BATTERS IN A GAME	Nick McCarty, March 29, 2015 vs. Virginia (3 HBP in 6.1 IP)
NOTRE DAME SHUT OUT AN OPPONENT (1 OR MORE PITCHERS)	June 4, 2021 (10-0 vs. Central Michigan) (Bertrand 9.0 IP)
NOTRE DAME WAS SHUT OUT	April 23, 2021 at Boston College (10-0)
NOTRE DAME WAS SHUT OUT IN CONSECUTIVE GAMES	March 9-10, 2018 at Miami (3-0, 9-0)
NOTRE DAME WAS SHUT OUT IN THREE STRAIGHT GAMES	Mar. 2-4, 2012 at Texas State (6-0, 6-0, 5-0)
NOTRE DAME DID NOT WALK A BATTER	February 19, 2022 (John Michael Bertrand and Ryan McLinskey in 5-3 win over Stetson)
Fielding Categories	
PLAYER HAD 20 OR MORE FIELDING CHANCES IN A GAME	Trey Mancini (22), May 3, 2013 vs USF (8-2 loss, 19)
PLAYER HAD 15 OR MORE PUTOUTS IN A GAME	Zak Kutsulis (15), May 10, 2015 vs. #20 North Carolina (8-7 win)
PLAYER HAD 18 OR MORE PUTOUTS IN A GAME	Zak Kutsulis (19), March 21, 2015 vs Louisville (6-4 loss in 18)
PLAYER HAD 10 OR MORE ASSISTS IN A GAME	Mick Doyle (10), Apr. 18, 2010 at Seton Hall (7-4 win)
PLAYER COMMITTED THREE ERRORS IN A GAME	Lane Richards, Feb. 14, 2015 at Oklahoma (3 errors in 10-9 win)
PLAYER COMMITTED FOUR OR MORE ERRORS IN A GAME	Tommy Chase, Feb. 19, 2012 vs Purdue (4 errors in 15-8 loss)
NOTRE DAME HAD NO ERRORS IN A SERIES	March 19-21, 2021 vs. Duke; March 27-28, 2018 vs. Kent State (2 games)
NOTRE DAME COMMITTED FOUR ERRORS IN A GAME	Feb. 23, 2019 vs. Incarnate Word (15-7 loss)
NOTRE DAME COMMITTED FIVE ERRORS IN A GAME	Feb. 23, 2017 at UC Irvine (18-4 loss)
NOTRE DAME COMMITTED SIX ERRORS IN A GAME	Feb. 15, 2014 at Florida Atlantic (16-6 loss)
NOTRE DAME COMMITTED SEVEN OR EIGHT ERRORS IN A GAME(7)	Apr. 5, 2012 at Seton Hall-1 (5-4 loss)
NOTRE DAME COMMITTED NINE OR MORE ERRORS IN A GAME(9)	Feb. 19, 2012 vs Purdue (15-8 loss)
NOTRE DAME HAD TWO PLAYERS WITH 10 OR MORE PUTOUTS	Zak Kutsulis (11) & Ryan Lidge (10), April 26, 2015 at Wake Forest (5-4 loss, 11 innings)
Scoring & Miscellaneous Categories	
NOTRE DAME RECORDED 20 OR MORE HITS	21, June 5, 2021 vs. UConn (26-3 win)
NOTRE DAME SCORED 20 OR MORE RUNS	26, June 5, 2021 vs. UConn (26-3 win)
NOTRE DAME SCORED 30 OR MORE RUNS	34, May 25, 1900 vs Indiana (34-7 win)
NOTRE DAME SCORED 10 OR MORE RUNS IN AN INNING	April 24, 2021 at Boston College (12 run 8th inning in 13-9 win)
NOTRE DAME LEFT 15 OR MORE RUNNERS ON BASE	March 19, 2016 at #13 NC State (17 LOB in 8-4 win in 12 innings)
NOTRE DAME SURRENDERED A NINTH INNING LEAD	March 27, 2021 vs Louisville (led 3-2 in the ninth and won 5-3 in the ninth)
NOTRE DAME SURRENDERED AN EXTRA-INNING LEAD	March 11, 2016 at #4 Louisville (led 2-1 in 10th & 3-2 in 11th), gave up 1 in 10th & 2 in 11th, 4-3 loss in 11)
NOTRE DAME BEAT A RANKED TEAM	June 13, 2021 at No. 7 Mississippi State (9-1)
NOTRE DAME BEAT A RANKED TEAM ON THE ROAD	June 13, 2021 at No. 7 Mississippi State (9-1)
NOTRE DAME BEAT A TOP-5 TEAM AT HOME	#2 Miami, May 12, 1999 (1-0)
NOTRE DAME WON A SERIES AGAINST A RANKED TEAM	April 9-11, 2021 vs. No. 14 Georgia Tech (10-9, 7-0, 2-4)
NOTRE DAME WON A SERIES AGAINST A RANKED TEAM ON THE ROAD	April 3-5, 2021 at No. 17 Pitt (4-1, 2-3, 11-5)
NOTRE DAME SWEEP A SERIES AGAINST A RANKED TEAM	March 12-14, 2021 at #21 Virginia (10-5, 12-4, 8-3)
NOTRE DAME SWEEP A SERIES AGAINST A TOP-10 TEAM	April 10-12, 2015 vs #7 Florida State (5-2, 4-1, 2-1)
NOTRE DAME SWEEP A 3-GAME CONFERENCE SERIES	May 20-22, 2021 at Virginia Tech (ACC) (8-2, 4-0, 7-1)
NOTRE DAME SWEEP A 3-GAME CONFERENCE SERIES (HOME)	April 30-May 2, 2021 vs. North Carolina (ACC) (4-0, 13-12, 19-5)
NOTRE DAME SWEEP A 3-GAME CONFERENCE SERIES (ROAD)	May 20-22, 2021 at Virginia Tech (ACC) (8-2, 4-0, 7-1)
NOTRE DAME SWEEP A 3-GAME NON-CONFERENCE SERIES	Feb. 28-March 1, 2020 at Presbyterian (13-5, 10-4, 9-0)
NOTRE DAME SWEEP A 3-GAME NON-CONFERENCE SERIES (HOME)	May 11-12, 2019 vs Canisius (3-0, 5-4, 3-2)
NOTRE DAME SWEEP A 3-GAME NON-CONFERENCE SERIES (ROAD)	Feb. 28-March 1, 2020 at Presbyterian (13-5, 10-4, 9-0)

THE LAST TIME

NOTRE DAME SWEPT A 3-GAME NON-CONFERENCE WEEKEND	Feb. 27-28, 2015 (Mercer Baseball Classic) Belmont (W, 6-4), Mercer (8-2) & Akron (5-4)
NOTRE DAME SWEPT A 4-GAME NON-CONFERENCE WEEKEND	Feb. 19-22, 2015 (Alamo Irish Classic) Incarnate Word (W, 14-1 & 11-1), Villanova (8-1) & Northwestern (7-3)
NOTRE DAME WAS SWEPT IN A CONFERENCE SERIES	May 3-5, 2019, vs Louisville (0-2, 1-3, 2-8)
NOTRE DAME WAS SWEPT IN A 3-GAME CONFERENCE SERIES	May 3-5, 2019, vs Louisville (0-2, 1-3, 2-8)
NOTRE DAME WAS SWEPT IN A CONFERENCE SERIES (HOME)	May 3-5, 2019, vs Louisville (0-2, 1-3, 2-8)
NOTRE DAME WAS SWEPT IN A 3-GAME CONFERENCE SERIES (HOME)	May 3-5, 2019, vs Louisville (0-2, 1-3, 2-8)
NOTRE DAME WAS SWEPT IN A 3-GAME NON-CONFERENCE SERIES	Feb. 15-17, 2019 at Arizona State (1-10, 7-21, 5-16)
NOTRE DAME WAS SWEPT IN 3-GAME NON-CONF. SERIES (HOME)	Mar. 20-21, 2010 vs Michigan State (0-13, 4-7, 0-3)
NOTRE DAME WAS SWEPT IN A 3-GAME NON-CONF. SERIES (ROAD)	Feb. 15-17, 2019 at Arizona State (1-10, 7-21, 5-16)
THE IRISH PLAYED EXTRA INNINGS	March 19, 2021 vs. Duke (Won 6-4 in 13th)
THE IRISH PLAYED IN A 0-0 GAME THAT WENT TO EXTRA INNINGS	May 11, 2016 vs. #11 LSU (0-0 into the 11th, LSU won 1-0 in 11)
THE IRISH PLAYED 14 OR MORE INNINGS	April 18, 2015 vs. NC State (4-2 loss in 14)
THE IRISH PLAYED 18 OR MORE INNINGS	March 21, 2015 vs. #8 Louisville (6-4 loss in 18)
THE IRISH PLAYED 19 OR MORE INNINGS	May 3, 2012 vs USF (8-2 loss in 19)
THE IRISH PLAYED TWO CONSECUTIVE EXTRA-INNING GAMES	March 19, 2017 at Pitt (won 4-3 in 11 innings and lost 2-1 in 12 innings of doubleheader)
THE IRISH PLAYED THREE CONSECUTIVE EXTRA-INNING GAMES	Mar. 13-15, 2001 in Fresno, CA vs Navy (4-4/10) & vs Fresno State (5-4 win/10) & vs Miami (OH) (3-2 win/11)
NOTRE DAME PLAYED A GAME OVER 4 HOURS	March 19, 2021 vs. Duke (6-4 win in 13 innings; 4:16)
NOTRE DAME PLAYED A GAME UNDER 2 HOURS	April 19, 2016 at #21 Michigan State (1-0 win in 9 innings and 1:58)
NOTRE DAME PLAYED CONSECUTIVE GAMES UNDER 2 HOURS	April 3, 2009 vs Villanova (3-1 win in 9 innings; 1:41) & April 4, 2009 vs Villanova (9-3 win in 9 innings; 1:43)